



US00D372271S

United States Patent [19]

[11] Patent Number: **Des. 372,271**

Dworman et al.

[45] Date of Patent: ****Jul. 30, 1996**

[54] CONTAINER PEN

D. 329,873	9/1992	Tu	D19/48
D. 332,624	1/1993	Hollowood	D19/43
D. 332,626	1/1993	Wada et al.	D19/48

[75] Inventors: **Ralph M. Dworman; Nancy S. Dworman**, both of Worcester, Mass.

Primary Examiner—Martie Thompson
Attorney, Agent, or Firm—Blodgett & Blodgett, P.C.

[73] Assignee: **Ralphco, Inc.**, Worcester, Mass.

[**] Term: **14 Years**

[57] CLAIM

[21] Appl. No.: **39,498**

The ornamental design for a container pen, as shown and described.

[22] Filed: **May 25, 1995**

DESCRIPTION

[52] U.S. Cl. **D19/51; D19/57; D19/48**

[58] Field of Search D19/35, 36, 41-51,
D19/53-58, 81-85; 401/99, 209, 196, 198,
202, 243-247

FIG. 1 is an isometric view of a contain pen showing our new design;

FIG. 2 is a top plan view of the container pen;

FIG. 3 is a side elevational view of the container pen; all side views of the container pen being identical thereto;

FIG. 4 is a bottom plan view of the container pen; and,

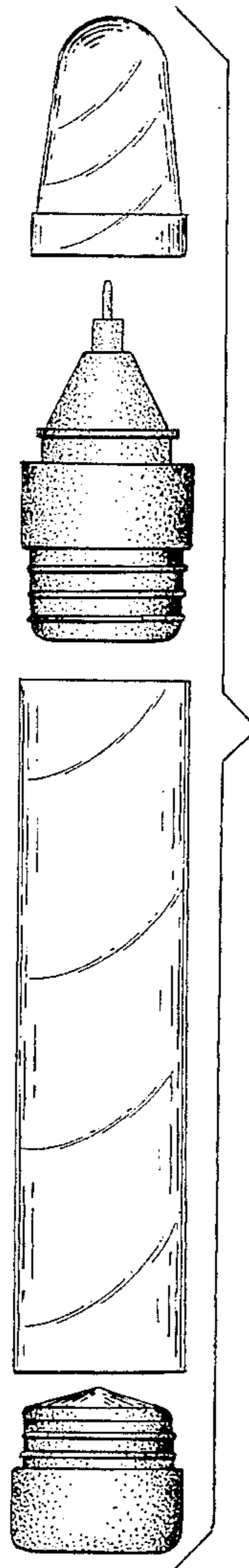
FIG. 5 is a side elevational view in an exploded condition, all other sides being identical thereto.

[56] References Cited

U.S. PATENT DOCUMENTS

D. 260,657	9/1981	Funahashi	D19/57 X
D. 263,622	3/1982	Hasson	D19/51 X
D. 300,640	4/1989	Coletta et al.	D19/51
D. 301,202	5/1989	Canet	D19/51 X

1 Claim, 1 Drawing Sheet



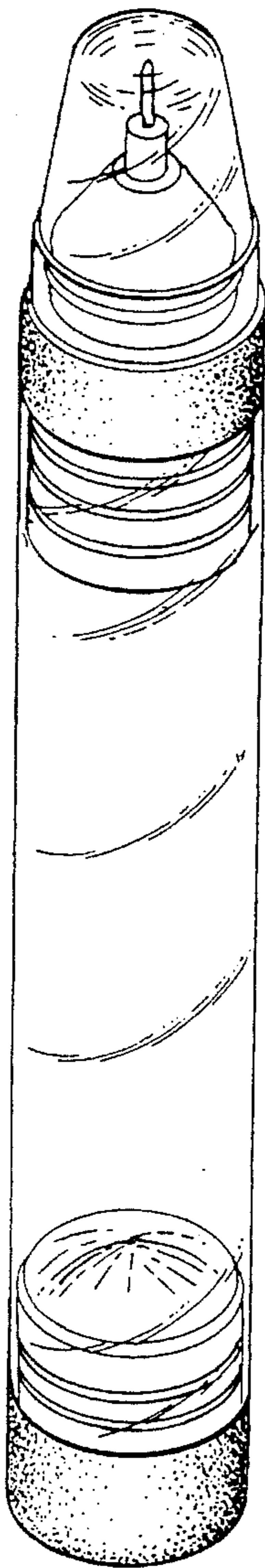


FIG. 1

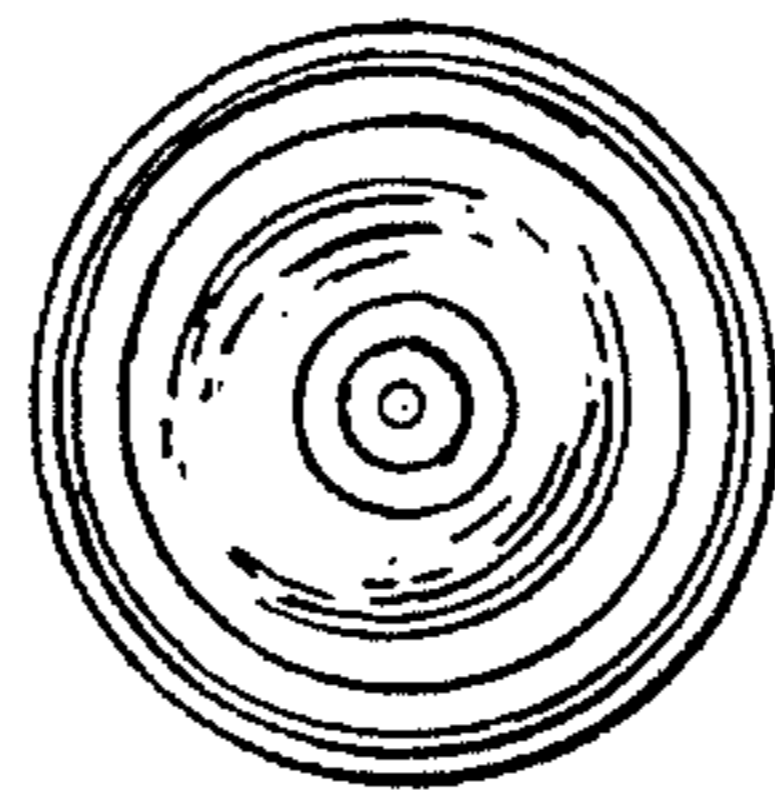


FIG. 2




FIG. 3




FIG. 4


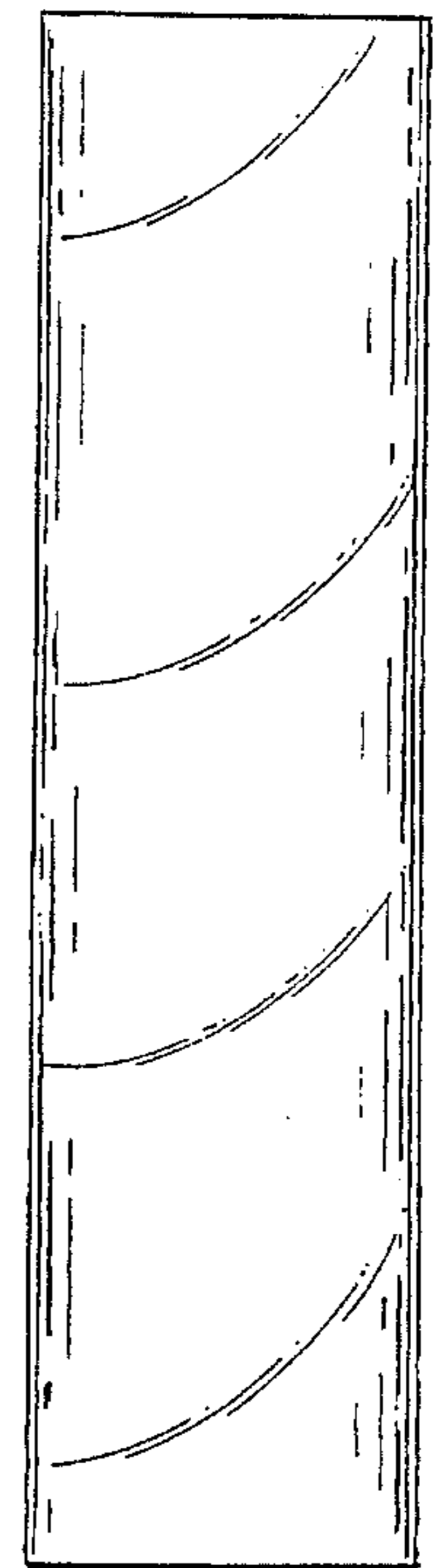
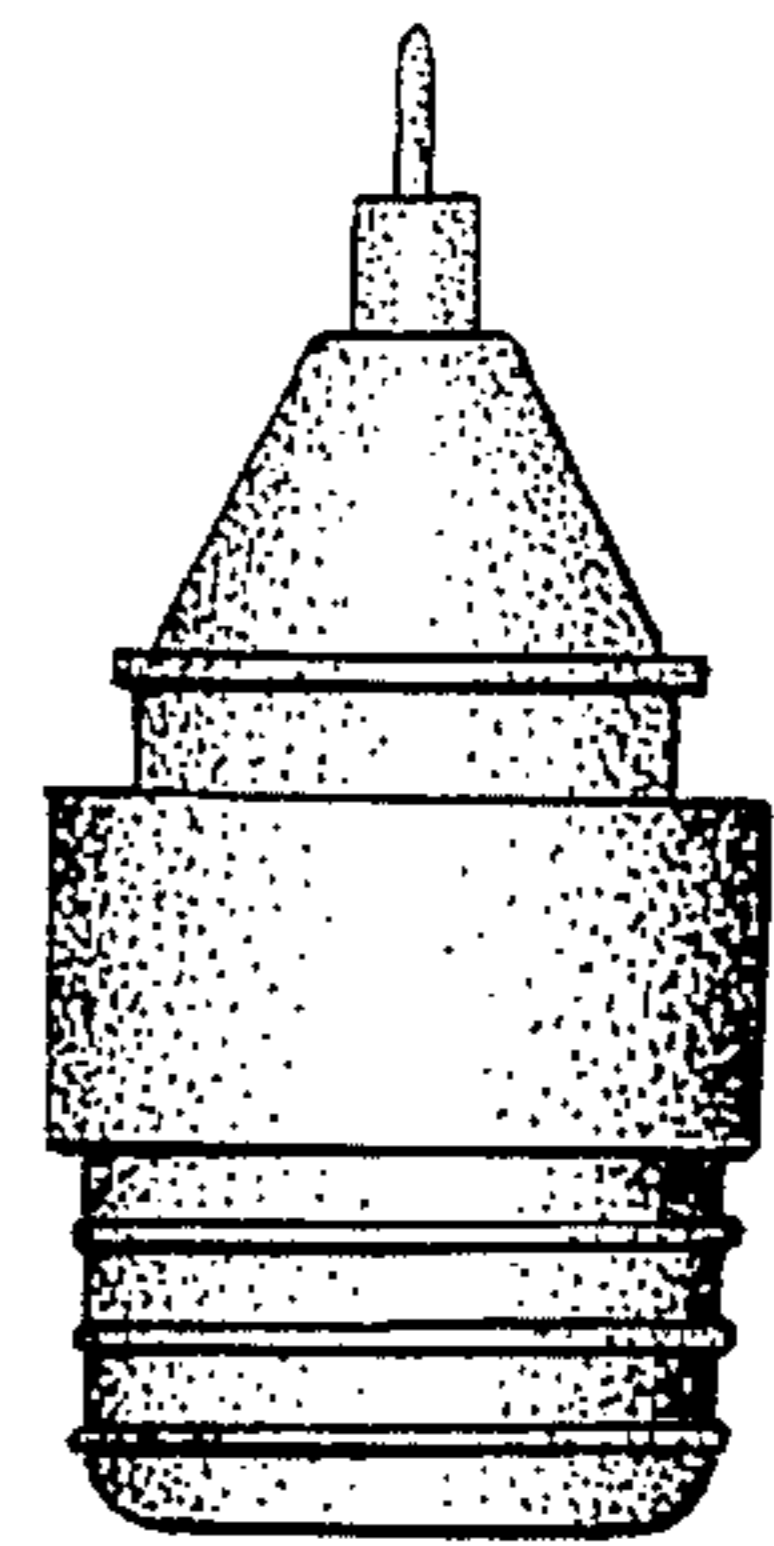
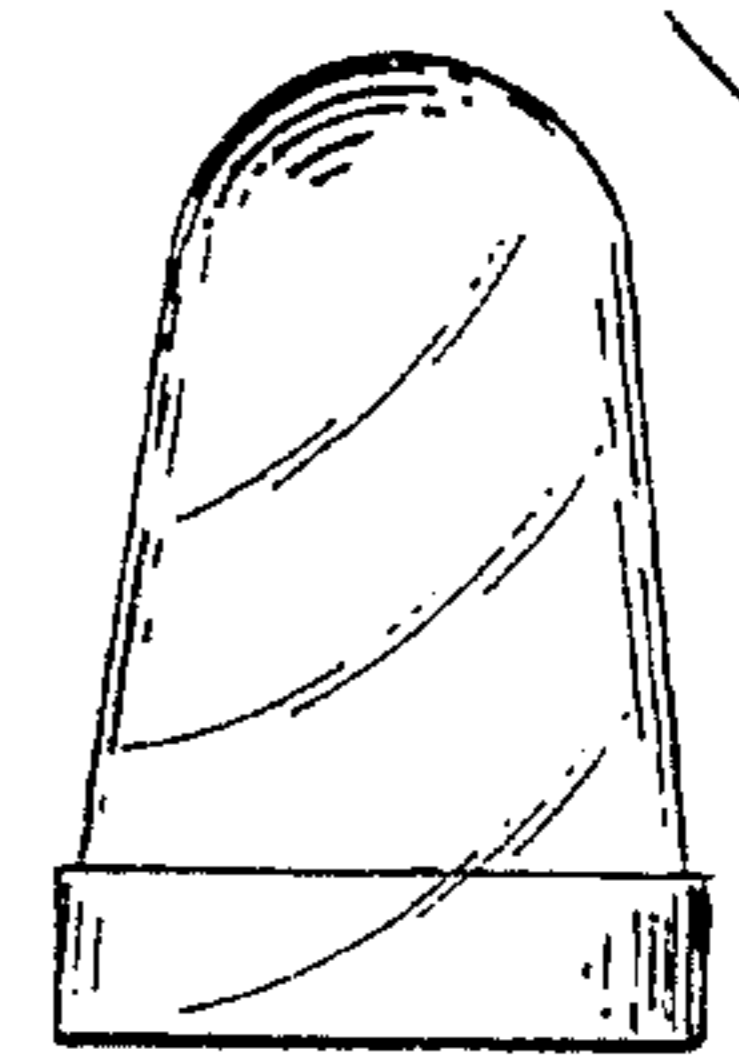


FIG. 5