



US00D372266S

**United States Patent** [19]  
**Tokuda et al.**

[11] **Patent Number: Des. 372,266**  
[45] **Date of Patent: \*\*Jul. 30, 1996**

[54] **INK TANK FOR PRINTER**

[75] Inventors: **Hiroyuki Tokuda; Masanori Takenouchi**, both of Yokohama; **Yasuo Kotaki**, Tokyo; **Yuji Hamasaki**, Sagamihara, all of Japan

[73] Assignee: **Canon Kabushiki Kaisha**, Tokyo, Japan

[\*\*] Term: **14 Years**

[21] Appl. No.: **35,178**

[22] Filed: **Feb. 22, 1995**

[30] **Foreign Application Priority Data**

Aug. 23, 1994 [JP] Japan ..... 6-25188

[52] **U.S. Cl.** ..... **D18/56**

[58] **Field of Search** ..... D18/40, 56; 347/86, 347/87

[56] **References Cited**

**U.S. PATENT DOCUMENTS**

D. 280,913	10/1985	Nibley et al. ....	D18/56
D. 281,333	11/1985	Nibley et al. ....	D18/56
D. 313,812	1/1991	Yomo .....	D18/56
D. 321,900	11/1991	Kumagai .....	D18/56
D. 325,743	4/1992	Kojima et al. ....	D18/56
D. 327,496	6/1992	Karita et al. ....	D18/56
D. 329,871	9/1992	Omino et al. ....	D18/56
D. 331,775	12/1992	Omino et al. ....	D18/56
D. 331,939	12/1992	Ujita .....	D18/12
D. 332,278	1/1993	Miyamoto .....	D18/12
D. 338,224	8/1993	Ujita .....	D18/56
D. 338,232	8/1993	Kotaki et al. ....	D18/56
D. 338,912	8/1993	Miyamoto .....	D18/56
D. 341,619	11/1993	Ujita et al. ....	D18/56
D. 341,620	11/1993	Ujita et al. ....	D18/56
D. 348,477	7/1994	Ujita et al. ....	D18/56
D. 348,478	7/1994	Ujita et al. ....	D18/56
D. 348,479	7/1994	Ujita et al. ....	D18/56

D. 348,480	7/1994	Ujita et al. ....	D18/56
D. 348,688	7/1994	Ujita .....	D18/12
D. 349,723	8/1994	Ujita .....	D18/12
D. 351,855	10/1994	Kubota et al. ....	D18/56
D. 355,059	11/1994	Kubota et al. ....	D18/56
D. 355,210	2/1995	Kubota et al. ....	D18/56
D. 355,213	2/1995	Kubota et al. ....	D18/56
D. 355,215	2/1995	Kubota et al. ....	D18/56
D. 355,928	2/1995	Tokuda et al. ....	D18/56
D. 355,929	2/1995	Kubota et al. ....	D18/56
D. 355,930	2/1995	Tokuda et al. ....	D18/56
D. 356,110	3/1995	Tokuda et al. ....	D18/56
D. 356,332	3/1995	Kubota et al. ....	D18/56
D. 359,755	6/1995	Tokuda et al. ....	D18/56
4,491,433	1/1985	Smurila .....	D18/56
4,771,295	9/1988	Baker .....	347/87
4,791,438	12/1988	Hanson et al. ....	347/87

**FOREIGN PATENT DOCUMENTS**

564069	10/1993	European Pat. Off. ....	347/86
623471	11/1994	European Pat. Off. .	
622208	11/1994	European Pat. Off. ....	347/86
6135097	5/1994	Japan .....	347/86

*Primary Examiner*—Cathy Anne MacCormac  
*Attorney, Agent, or Firm*—Fitzpatrick, Cella, Harper & Scinto

[57] **CLAIM**

The ornamental design for an ink tank for printer, as shown and described.

**DESCRIPTION**

FIG. 1 is a front elevational view of an ink tank for printer showing our new design;  
FIG. 2 is a rear elevational view thereof;  
FIG. 3 is a top plan view thereof;  
FIG. 4 is a bottom plan view thereof;  
FIG. 5 is a left side elevational view thereof;  
FIG. 6 is a right side elevational view thereof; and,  
FIG. 7 is a perspective view thereof.

**1 Claim, 1 Drawing Sheet**

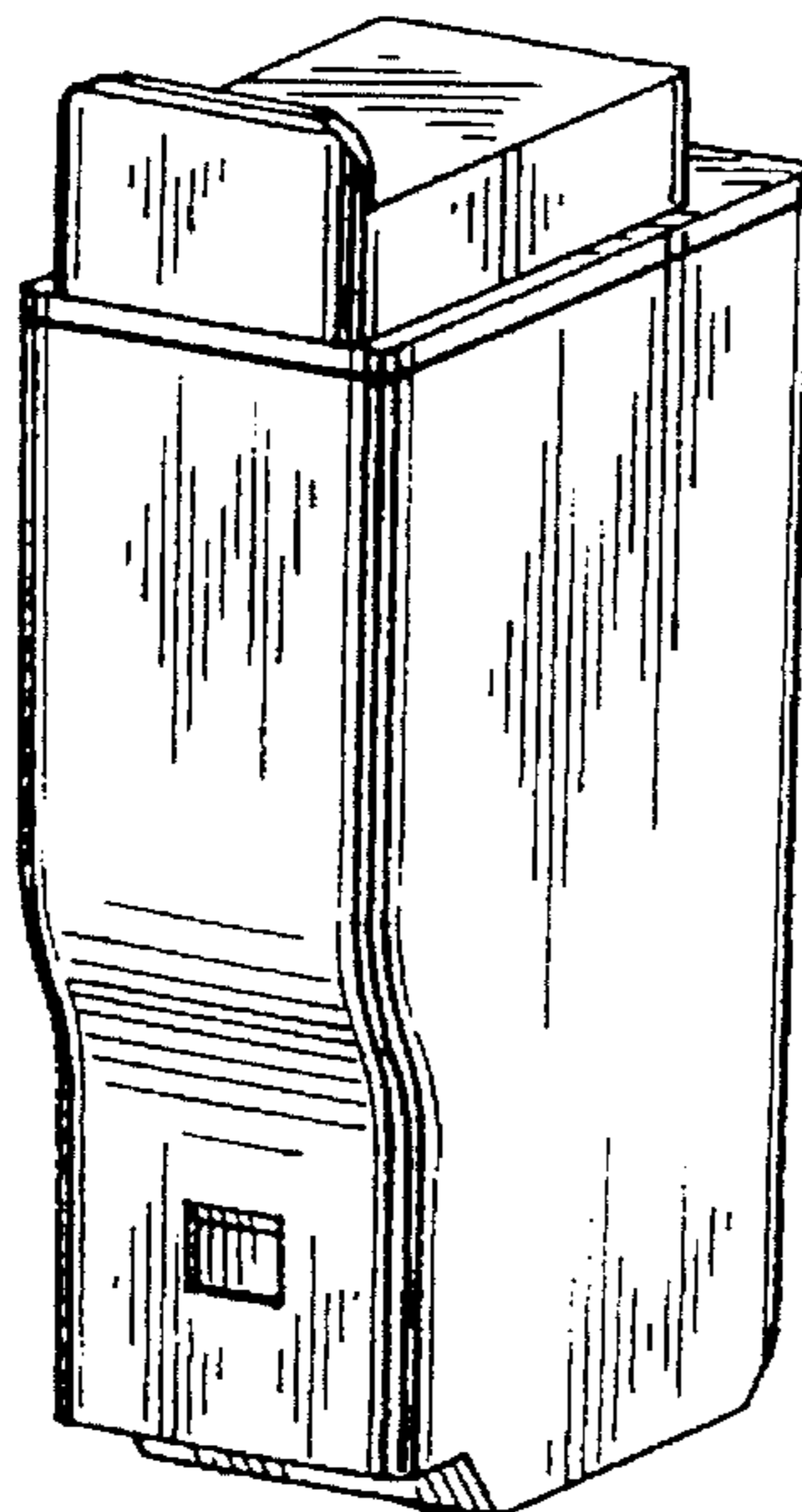


FIG. 1




FIG. 2



FIG. 3



FIG. 4




FIG. 5

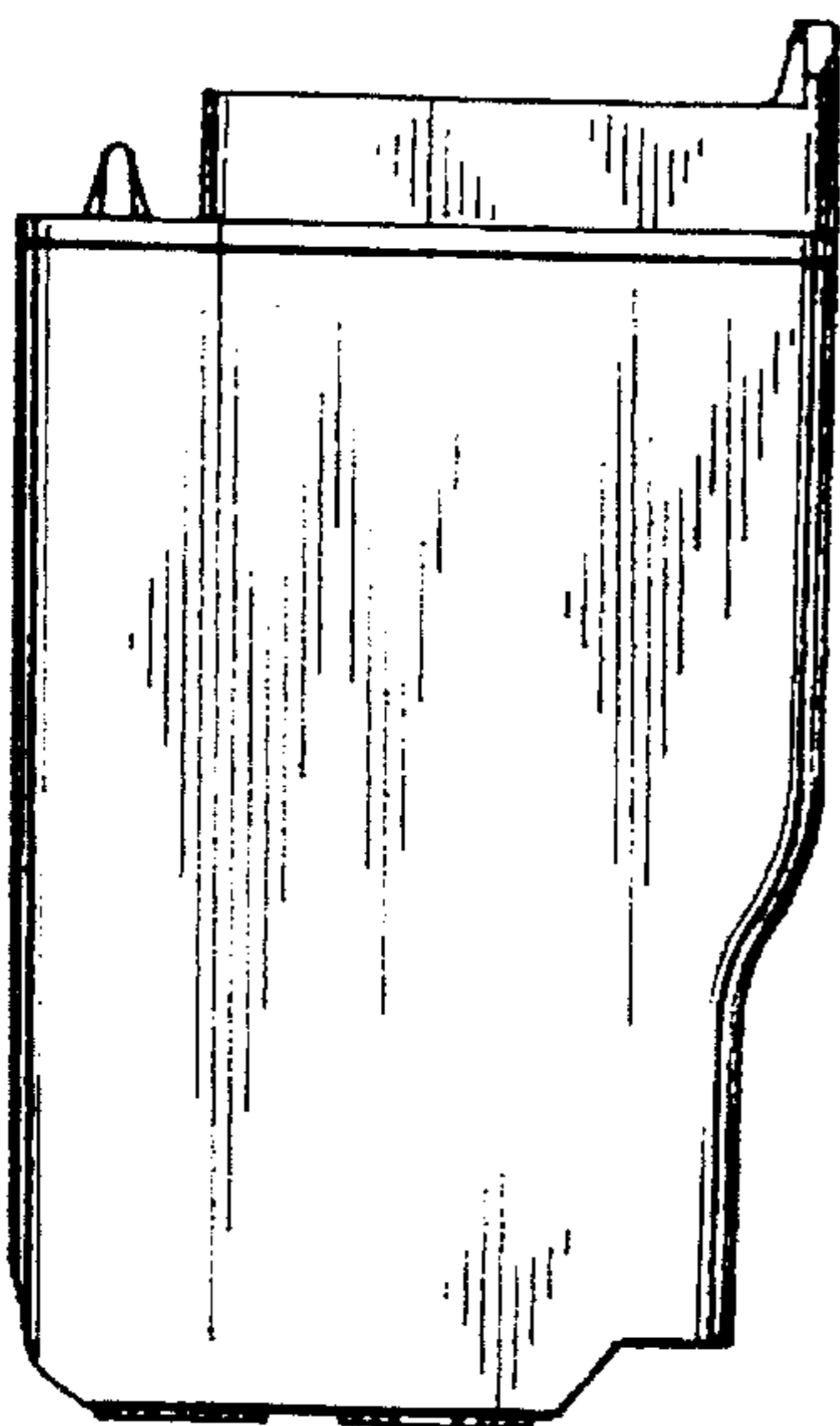


FIG. 6




FIG. 7

