



US00D372247S

United States Patent [19] Beaumont

[11] Patent Number: **Des. 372,247**

[45] Date of Patent: ****Jul. 30, 1996**

[54] HOUSING FOR A CELLULAR BASE UNIT

[75] Inventor: **Thomas G. Beaumont**, Bedford, Tex.

[73] Assignee: **Motorola, Inc.**, Schaumburg, Ill.

[**] Term: **14 Years**

[21] Appl. No.: **42,346**

[22] Filed: **Aug. 8, 1995**

Related U.S. Application Data

- [63] Continuation-in-part of Ser. No. 35,836, Mar. 7, 1995.
- [52] U.S. Cl. **D14/240**; D6/432; D13/184
- [58] Field of Search D14/140, 142, D14/240, 149, 137, 138, 107, 100, 241, 114; D13/184; D21/13, 48; 379/428, 440, 441, 442, 419, 420, 58-61; 361/752, 724, 801, 802, 823, 728; 174/50, 52.1

[56] References Cited

U.S. PATENT DOCUMENTS

- | | | | | |
|------------|---------|----------|-------|---------|
| D. 179,997 | 4/1957 | Wells | | D13/184 |
| D. 182,698 | 4/1958 | Wells | | D13/184 |
| D. 222,139 | 10/1971 | Jaeschke | | D13/184 |
| D. 245,186 | 7/1977 | Hase | | D13/184 |
| D. 283,023 | 3/1986 | Gibson | | D14/241 |

- | | | | | |
|------------|---------|-----------------|-------|----------|
| D. 326,098 | 5/1992 | Alden et al. | | D14/240 |
| D. 327,793 | 7/1992 | McCrary | | D6/432 X |
| D. 332,603 | 1/1993 | Rumbles | | D13/184 |
| D. 342,249 | 12/1993 | Beaumont et al. | | D14/142 |
| D. 354,480 | 1/1995 | Agata et al. | | D14/107 |
| D. 357,004 | 4/1995 | Ando | | D14/107 |
| 5,315,489 | 5/1994 | McCall et al. | | 174/50 X |

Primary Examiner—Jeffrey Asch
Attorney, Agent, or Firm—L. Bruce Terry

[57] CLAIM

The ornamental design for a housing for a cellular base unit, as shown and described.

DESCRIPTION

FIG. 1 is a top, right and front perspective view of a housing for a cellular base unit in accordance with the present invention;

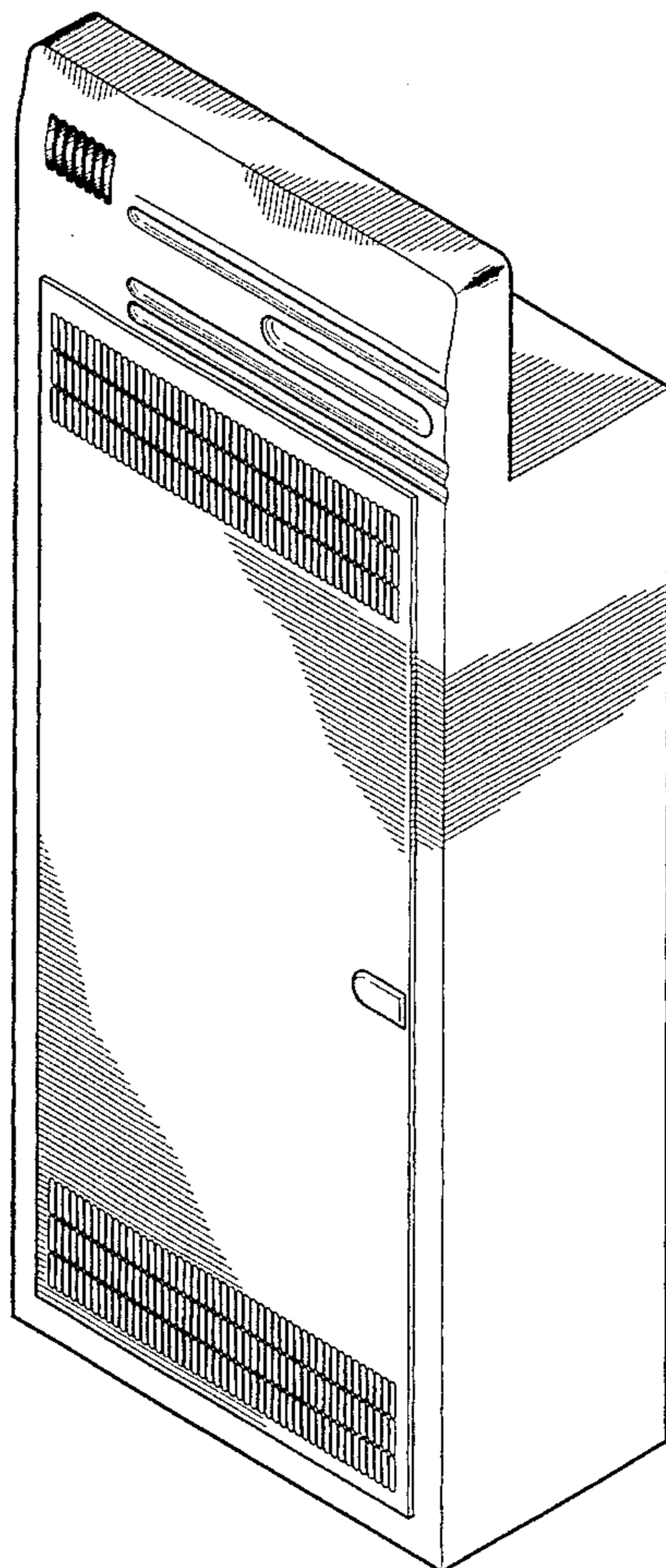
FIG. 2 is a left side elevational view of the housing of FIG. 1;

FIG. 3 is a rear elevational view of the housing of FIG. 1; and,

FIG. 4 is a bottom plan view of the housing of FIG. 1.

The top of the insert rear surface is flat and unornamented, having an appearance throughout which is the same as the portion shown in FIG. 1.

1 Claim, 2 Drawing Sheets



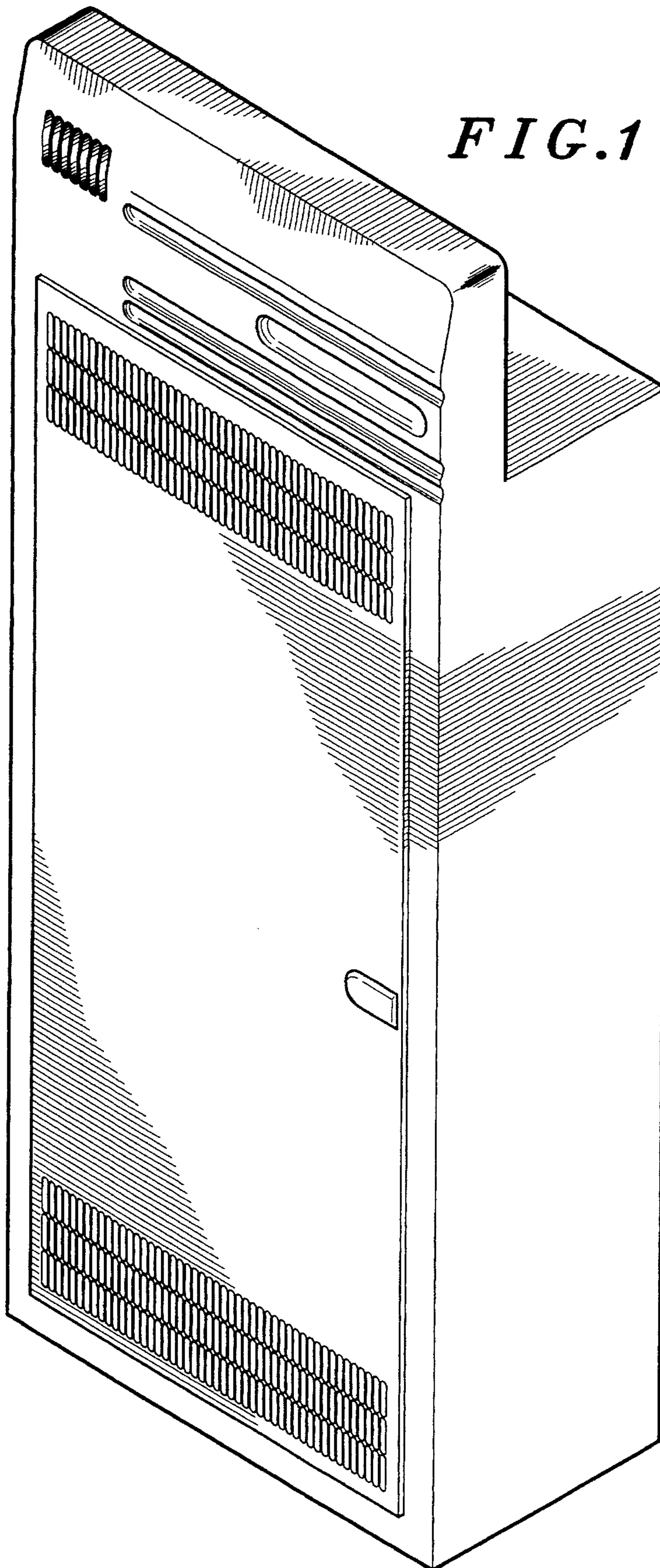


FIG. 1

FIG. 3




FIG. 2

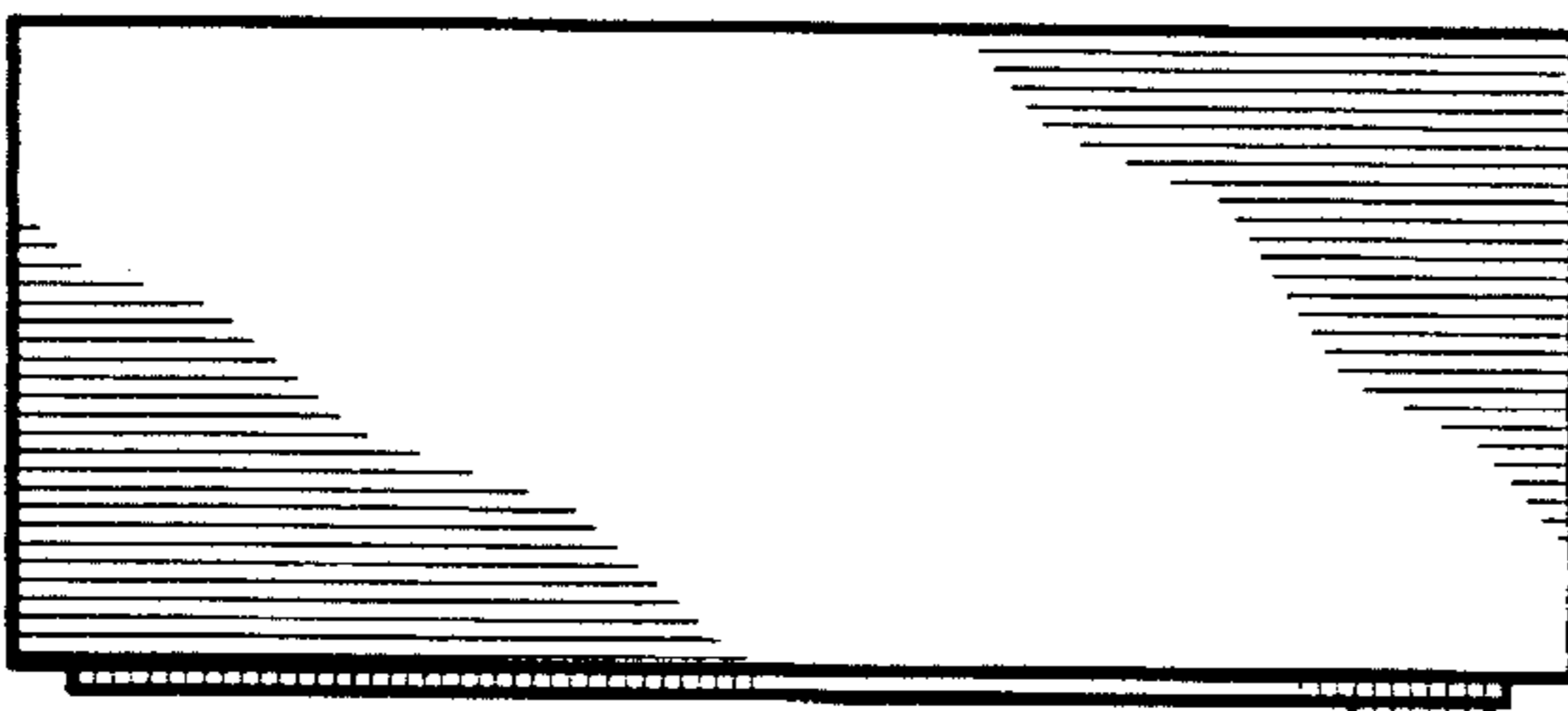



FIG. 4