



US00D372242S

# United States Patent [19] Crane

[11] Patent Number: **Des. 372,242**

[45] Date of Patent: **\*\*Jul. 30, 1996**

[54] **POCKET RADIO WITH DISPLAY AREA**

4,541,188 9/1985 Sadorus ..... 40/906 X

[75] Inventor: **John A. Crane**, Elk Grove Village, Ill.

*Primary Examiner*—Sandra L. Morris

*Assistant Examiner*—Nanda Bondade

*Attorney, Agent, or Firm*—Knechtel, Demeur & Samlan

[73] Assignee: **Allied Display & Packaging Corporation**, Elk Grove Village, Ill.

[57] **CLAIM**

[\*\*] Term: **14 Years**

The ornamental design for a pocket radio with display area, as shown and described.

[21] Appl. No.: **37,433**

[22] Filed: **Apr. 13, 1995**

### DESCRIPTION

[52] U.S. Cl. .... **D14/197**

[58] **Field of Search** ..... D6/300, 308, 314;  
D14/188-198, 257, 265, 299; 40/152, 152.2,  
455, 906; 455/344, 347, 350-351

FIG. 1 is a perspective view of a "pocket radio with display area" showing my new design;

FIG. 2 is a top plan view thereof;

FIG. 3 is a front elevational view thereof;

FIG. 4 is a right end elevational view thereof;

FIG. 5 is a rear elevational view thereof;

FIG. 6 is a left end elevational view thereof; and,

FIG. 7 is a bottom plan view thereof.

The broken lines illustrating a person in FIGS. 1 and 2 are for illustrative purposes only and form no part of my design.

### [56] **References Cited**

#### U.S. PATENT DOCUMENTS

D. 256,362	8/1980	Taguchi et al. ....	D14/198
D. 302,014	7/1989	Ohzu .....	D14/188
D. 309,986	8/1990	Sakai .....	D6/308
D. 311,538	10/1990	Kobayashi .....	D14/165
4,541,028	9/1985	Johnson .....	40/455 X

**1 Claim, 2 Drawing Sheets**




FIG. 1




FIG. 2




FIG. 3

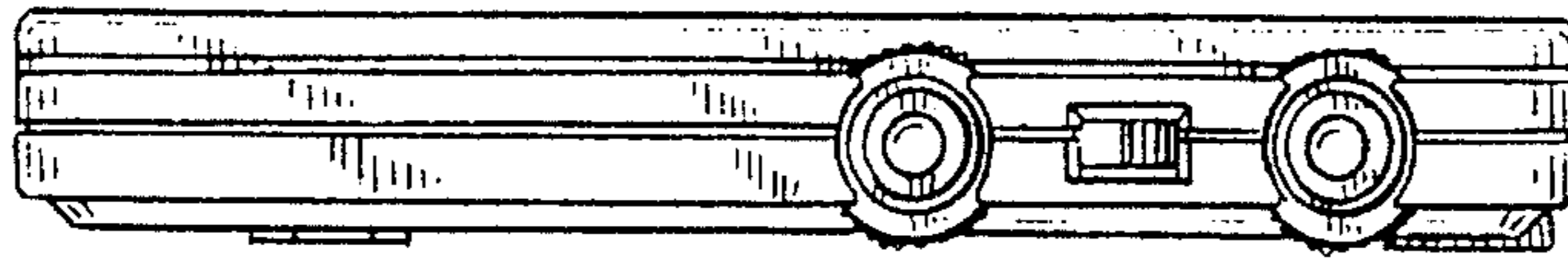


FIG. 4




FIG. 5



FIG. 6



FIG. 7

