



US00D372215S

United States Patent [19]
Lunde

[11] **Patent Number:** **Des. 372,215**
[45] **Date of Patent:** ****Jul. 30, 1996**

[54] **TRANSFER MAT**
[76] Inventor: **Per H. Lunde**, Jerpefaret 22C, 0393,
Oslo, Norway
[**] Term: **14 Years**
[21] Appl. No.: **26,902**
[22] Filed: **Aug. 9, 1994**
[30] **Foreign Application Priority Data**
Feb. 25, 1994 [NO] Norway D-940134
[52] **U.S. Cl.** **D12/133; D12/128; D6/596**
[58] **Field of Search** **D12/128, 133;**
D6/596, 595, 601; 5/81.1, 417, 418, 419,
420; D24/190; D2/719

5,060,324 10/1991 Marinberg et al. 5/81.1
5,067,189 11/1991 Weedling et al. 5/81.1

FOREIGN PATENT DOCUMENTS

2236946 4/1991 United Kingdom 5/81.1

OTHER PUBLICATIONS

The Notions & Novelty Review, May 1936, p. 47, Beach
Accessories.

Primary Examiner—Kay H. Chin
Attorney, Agent, or Firm—Young & Thompson

[57] **CLAIM**


The ornamental design for a transfer mat, as shown and
described.

DESCRIPTION

FIG. 1 is a perspective view from one side of my new
transfer mat, according to the invention; and,
FIG. 2 is a perspective view from the other side of the
transfer mat.

1 Claim, 1 Drawing Sheet

[56] **References Cited**
U.S. PATENT DOCUMENTS
D. 266,470 10/1982 Gammons et al. D6/596
D. 346,923 5/1994 Holm D6/596
754,329 3/1904 Milliken D6/596
2,788,533 4/1957 Bornstein 5/420
4,967,986 11/1990 Schildkraut 5/417






FIG. 1




FIG. 2