



US00D372211S

# United States Patent [19]

Hunter et al.

[11] Patent Number: **Des. 372,211**

[45] Date of Patent: **\*\*Jul. 30, 1996**

[54] TRUCK

D. 336,266 6/1993 Hunter ..... D12/98

[75] Inventors: **Kevin Hunter**, Laguna Niguel, Calif.;  
**Masayoshi Haga**, Nagoya, Japan;  
**Akira Yamaguchi**, Hino, Japan; **Hideo Karikomi**, Tokyo, Japan; **Tetsuro Hakamada**, Hachioji, Japan; **Yusuke Fukushima**, Hino, Japan

[73] Assignee: **Toyota Jidosha Kabushiki Kaisha**, Japan

[\*\*] Term: **14 Years**

[21] Appl. No.: **33,205**

[22] Filed: **Jan. 6, 1995**

### Related U.S. Application Data

[62] Division of Ser. No. 14,693, Oct. 28, 1993, Pat. No. Des. 357,213.

[52] U.S. Cl. .... **D12/98**

[58] Field of Search ..... D12/98; 296/183

### [56] References Cited

#### U.S. PATENT DOCUMENTS

D. 311,160 10/1990 Hackett et al. .... D12/98

D. 313,379 1/1991 Machida et al. .... D12/98

### OTHER PUBLICATIONS

Car & Driver, Dec. 1992, pp. 116 & 118, Toyota T100 SR5 Pickup Truck.

Car & Driver, Dec. 1992, P115, Mitsubishi Pickup Truck, lower right side of page.

1992 Isuzu catalog, pp. 5 & 6, Regular Car S4WO Pickup Truck & Spacecab LS 4WO Pickup Truck.

*Primary Examiner*—James M. Gandy

*Attorney, Agent, or Firm*—Flam & Flam; Fred Flam

### [57] CLAIM

The ornamental design for a truck, as shown and described.

### DESCRIPTION

FIG. 1 is a front perspective view of a truck incorporating our new design, and illustrating the left side thereof;

FIG. 2 is a rear perspective view illustrating the left side thereof;


FIG. 3 is a front perspective view thereof;

FIG. 4 is a rear perspective view thereof;


FIG. 5 is a left side elevational view thereof, the right side being a mirror image of that shown; and,

FIG. 6 is a top plan view thereof.


**1 Claim, 4 Drawing Sheets**



*FIG. 1*



*FIG. 2*



*FIG. 3*



*FIG. 4*


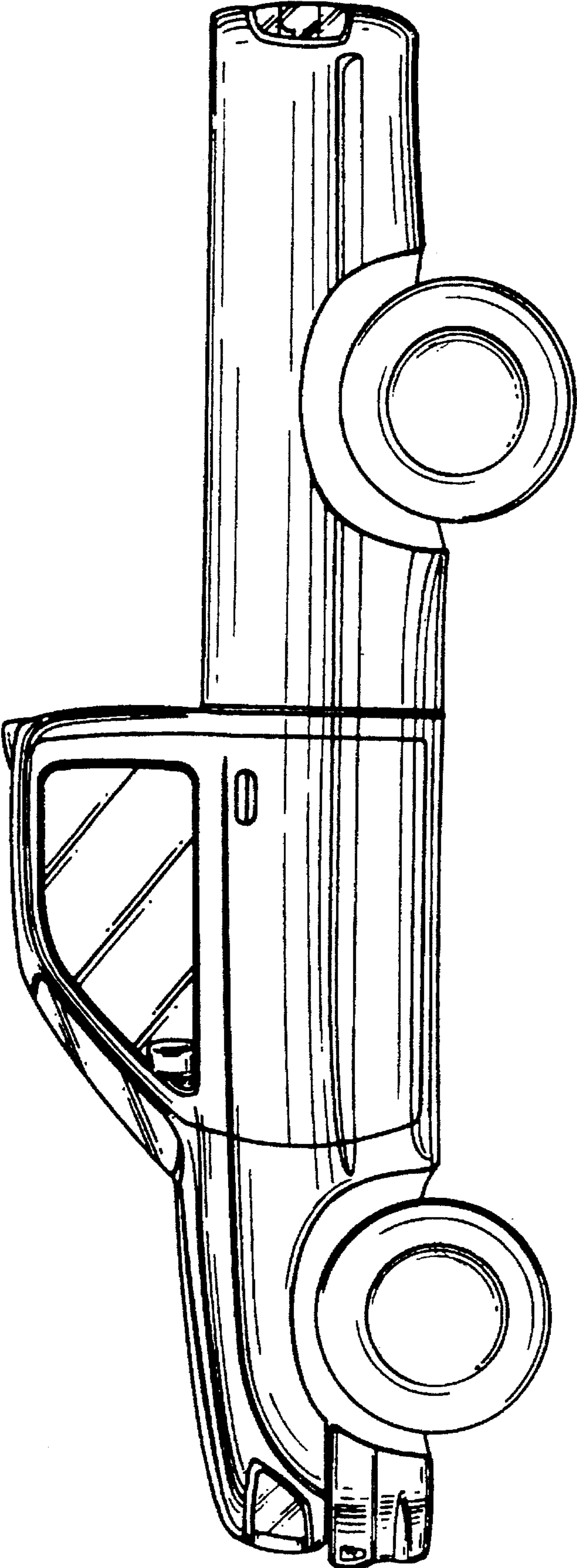


FIG. 5



*FIG. 6*

