



US00D372201S

United States Patent [19]
Mijatovic

[11] **Patent Number:** **Des. 372,201**
[45] **Date of Patent:** ****Jul. 30, 1996**

[54] **WRIST WATCH**

[75] Inventor: **Miodrag Mijatovic**, En Budron E/L,
Switzerland
[73] Assignee: **Florian Favre SA**, Geneva, Switzerland
[**] Term: **14 Years**

[21] Appl. No.: **32,227**
[22] Filed: **Dec. 15, 1994**

[30] **Foreign Application Priority Data**
Jul. 4, 1994 [XH] Hague Agreement DMA/002559
[52] U.S. Cl. **D10/39**
[58] Field of Search D10/1-40, 122-132;
368/276-277, 280-282, 285; D11/3-4,
12, 14, 19-25; 63/1.1, 3, 5.1, 11

[56] **References Cited**

U.S. PATENT DOCUMENTS

D. 13,984	6/1883	Nivois	D10/30
D. 314,154	1/1991	Dumas	D10/39
D. 327,856	7/1992	Biesson	D10/32 X
D. 336,616	6/1993	Gueit	D10/39

FOREIGN PATENT DOCUMENTS

1259766	3/1961	France	368/285
---------	--------	--------	-------	---------

OTHER PUBLICATIONS

Yachting—May 1988 p. 9 —Watch.
HongKong Enterprise—Jul. 1988 p. 175—Two Watches at
top—Center.
European Jeweler—Jun. 1983—p. 46—Watches at bottom-
right.

Primary Examiner—Nelson C. Holtje
Attorney, Agent, or Firm—Young & Thompson

[57] **CLAIM**

The ornamental design for a wrist watch, as shown and
described.

DESCRIPTION

FIG. 1 is a front view of a wrist watch showing my new
design;
FIG. 2 is a rear view thereof;
FIG. 3 is a perspective view thereof;
FIG. 4 is a side elevational view thereof from the bottom of
FIG. 1;
FIG. 5 is a side elevational view thereof from the top of FIG.
1.
FIG. 6 is a view thereof from the right of FIG. 1; and,
FIG. 7 is a view thereof from the left of FIG. 1.

1 Claim, 3 Drawing Sheets





FIG. 1




FIG. 2




FIG. 3




FIG. 4




FIG. 5




FIG. 6




FIG. 7