



US00D372199S

# United States Patent [19]

[11] Patent Number: **Des. 372,199**

**Lathrop et al.**

[45] Date of Patent: **\*\*Jul. 30, 1996**

[54] **COMBINED BOTTLE AND CLOSURE**

[75] Inventors: **Gregory A. Lathrop**, Manchester;  
**Mark D. Gerhart**, Westminster; **David F. Gnadt**, Owings Mills; **Kevin J. Markey**, Westminster; **Frank E. Gonda**, Fairfield, all of Md.; **David S. Laubach**, New York, N.Y.

D. 319,012	8/1991	Kipperman et al. .	
D. 328,029	7/1992	Grip .	
D. 328,710	8/1992	Deflander .	
D. 337,055	7/1993	Medlycott .....	D9/545
D. 346,964	5/1994	Green .	
D. 348,840	7/1994	Kuzma .....	D9/575
D. 356,947	4/1995	Mueller .....	D9/300
D. 362,187	9/1995	Thompson .....	D9/500
882,864	3/1908	Burke .....	D9/545 X

[73] Assignee: **Lever Brothers Company, Division of Conopco, Inc.**, New York, N.Y.

[\*\*] Term: **14 Years**

[21] Appl. No.: **38,350**

[22] Filed: **May 4, 1995**

[52] U.S. Cl. .... **D9/558**

[58] Field of Search ..... D9/558, 571, 529,  
D9/545, 544, 500, 503, 300, 447, 449;  
215/382, 400; 222/206, 212, 213

[56] **References Cited**

**U.S. PATENT DOCUMENTS**

D. 18,220	4/1888	Atterbury .....	D9/558
D. 87,770	9/1932	Cordy .....	D9/558
D. 214,554	7/1969	Oltman et al. .	
D. 239,698	4/1976	Uiley .	
D. 248,088	6/1978	Britt .	
D. 266,990	11/1982	Cook .....	D9/558
D. 279,261	6/1985	Blocksom et al. .	
D. 281,670	12/1985	Thieffry .....	D9/503
D. 312,779	12/1990	Tacconelli .....	D9/558
D. 318,012	7/1991	Kipperman et al. .	

**OTHER PUBLICATIONS**

Vogue, Dec. 1993, p. 206, Sothy's "Vitality Serum" bottle.  
Vogue, Dec. 1993, p. 46, Max Factor "Color and Light" makeup bottle.

*Primary Examiner*—Lucy Lieberman  
*Attorney, Agent, or Firm*—James J. Farrell

[57] **CLAIM**

The ornamental design for a combined bottle and closure, as shown and described.

**DESCRIPTION**

FIG. 1 is a perspective view of a bottle showing our new design;  
FIG. 2 is a front elevational view thereof;  
FIG. 3 is a top plan view thereof;  
FIG. 4 is a rear elevational view thereof;  
FIG. 5 is a side elevational view thereof the undisclosed opposite side is a mirror image;  
FIG. 6 is a bottom plan view thereof; and,  
FIG. 7 is a perspective view with the closure opened.

**1 Claim, 3 Drawing Sheets**




FIG. 1




FIG. 2

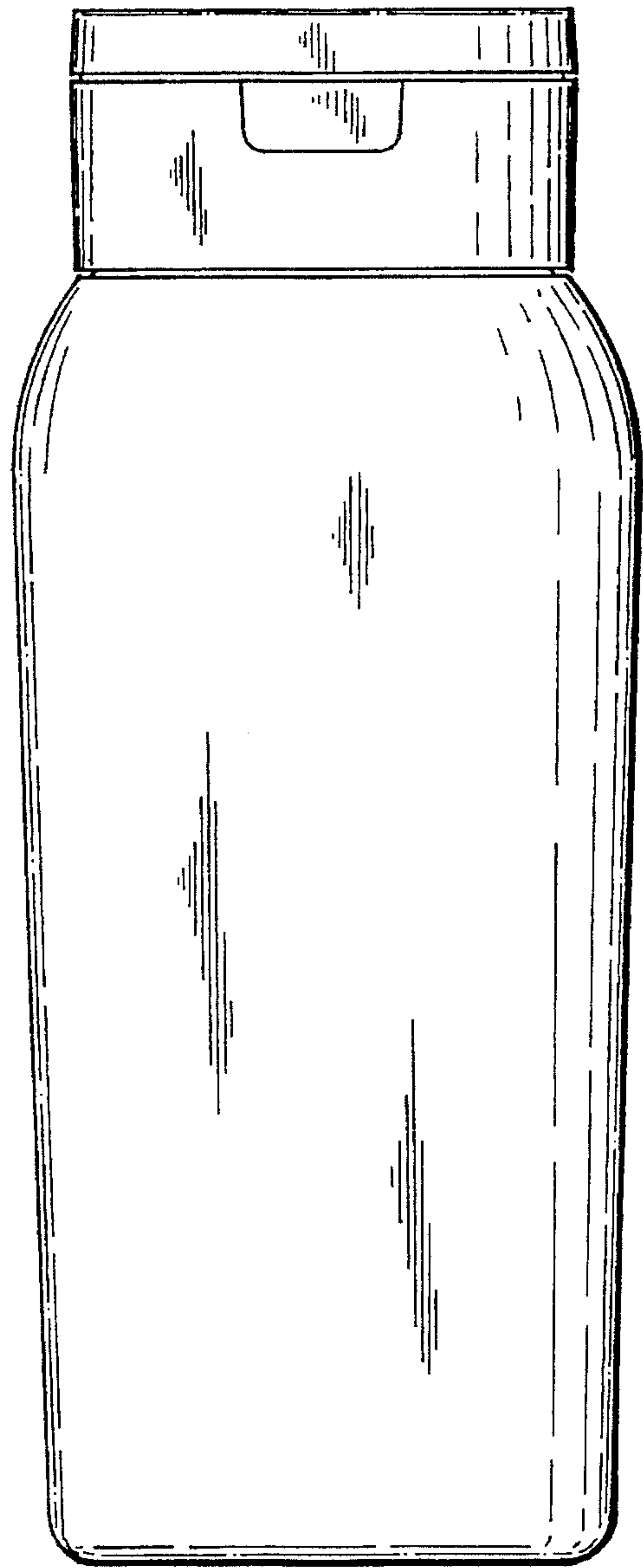


FIG. 3

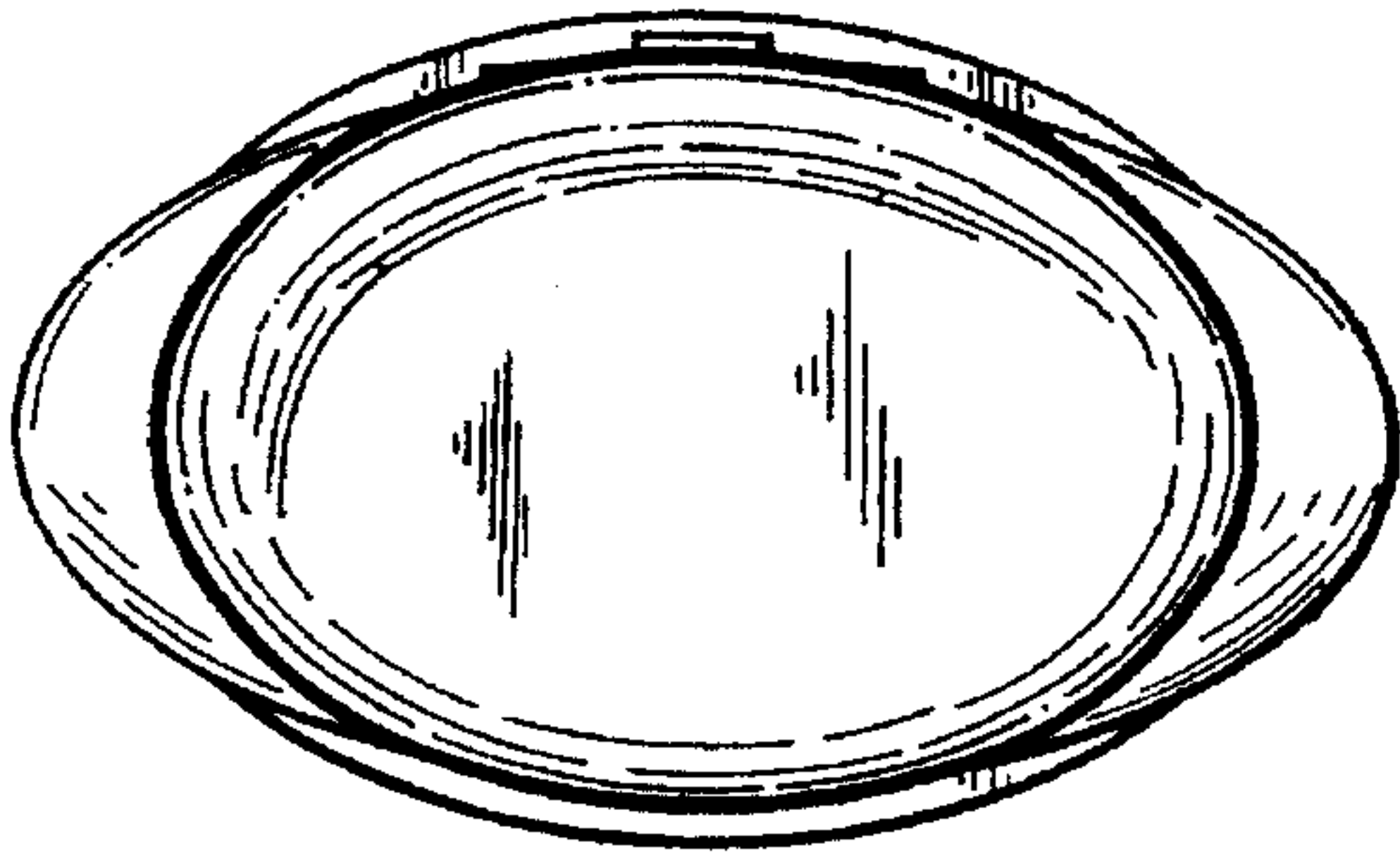


FIG. 6

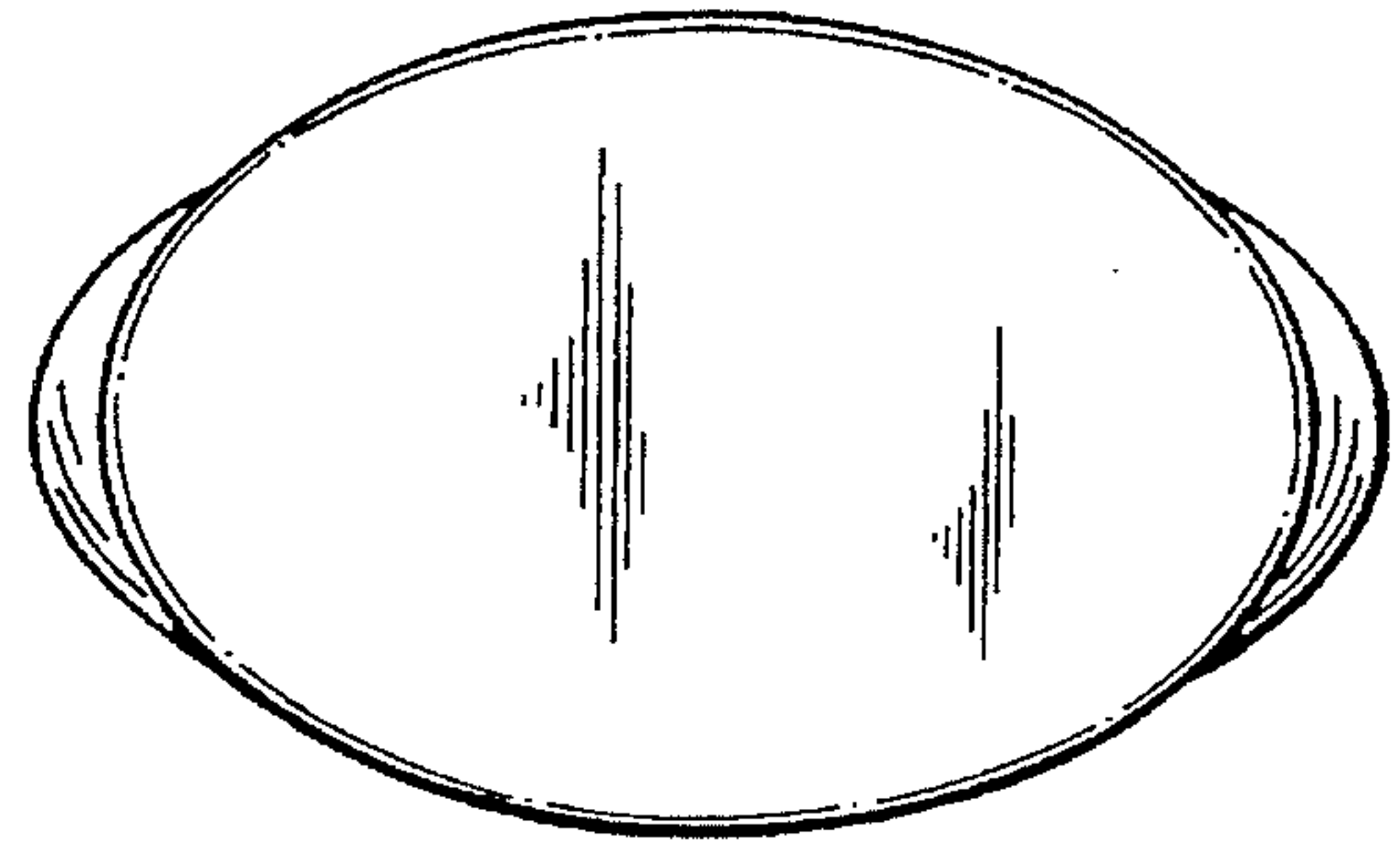


FIG. 4

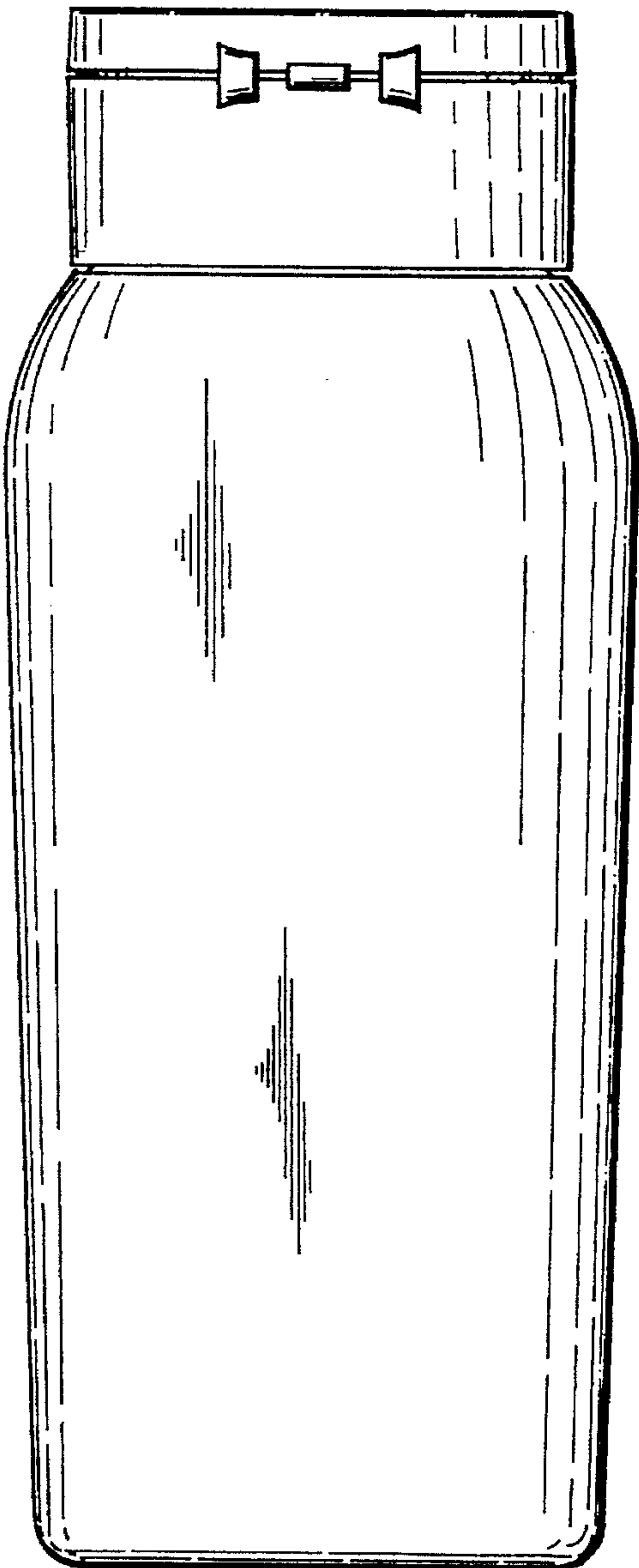


FIG. 5

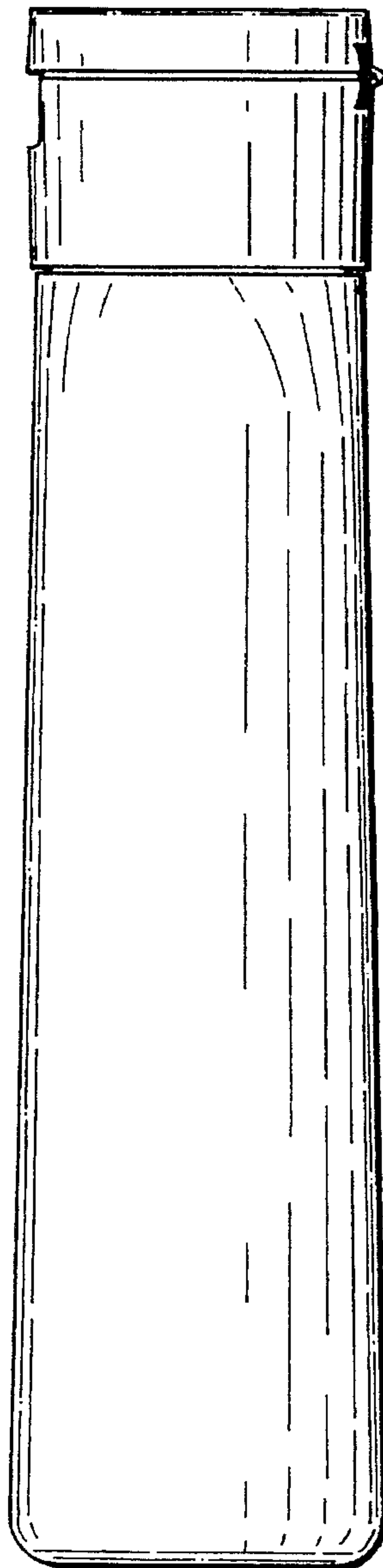


FIG. 7

