



US00D372196S

United States Patent [19]

Gerhart et al.

[11] Patent Number: **Des. 372,196**

[45] Date of Patent: ****Jul. 30, 1996**

[54] **COMBINED BOTTLE AND CLOSURE**

[75] Inventors: **Mark D. Gerhart**, Westminster, Md.;
Harry Haubert, Freehold Township,
N.J.

[73] Assignee: **Lever Brothers Company, Division of
Conopco, Inc.**, New York, N.Y.

[**] Term: **14 Years**

[21] Appl. No.: **43,067**

[22] Filed: **Aug. 24, 1995**

[52] U.S. Cl. **D9/521; D9/543; D9/570**

[58] Field of Search **D9/529, 521, 570,
D9/557, 302, 539, 540, 542, 543; 215/382,
383, 384; 222/556, 206, 212, 213**

[56] **References Cited**

U.S. PATENT DOCUMENTS

- D. 196,942 11/1963 Lilling D9/557 X
- D. 203,360 12/1965 Becker .
- D. 230,137 1/1974 Bettonica .
- D. 232,700 9/1974 Pardo D9/543
- D. 240,017 5/1976 Trott .
- D. 244,176 5/1977 Pardo D9/521 X
- D. 285,174 8/1986 Teschner .
- D. 311,133 10/1990 Wiseman et al. .
- D. 312,776 12/1990 Tacconelli .
- D. 318,037 7/1991 Kipperman et al. .
- D. 323,291 1/1992 Wilgus D9/302 X

- D. 328,246 7/1992 Nottingham et al. .
- D. 352,662 11/1994 McIlvain .
- D. 353,329 12/1994 Mangold .
- 3,342,379 9/1967 Foley D9/521 X
- 5,123,561 6/1992 Gross 222/556 X
- 5,201,440 4/1993 Gross 222/556 X

OTHER PUBLICATIONS

Packaging, Sep. 1987, p. 15, "Flush-Fitting Braunlok Cap" and bottle.

Drug & Cosmetic Industry, Jan. 1989, p. 56, Vidal Sassoon "Scalp replenisher" shampoo bottle.

Primary Examiner—Lucy Lieberman

Attorney, Agent, or Firm—James J. Farrell

[57] **CLAIM**

The ornamental design for a combined bottle and closure, as shown and described.

DESCRIPTION

FIG. 1 is a perspective view of a combined bottle and closure showing our new design;

FIG. 2 is a rear elevational view thereof;

FIG. 3 is a front elevational view thereof;

FIG. 4 is a side elevational view, the undisclosed opposite side being a mirror image;

FIG. 5 is a top plan view thereof; and,

FIG. 6 is a bottom plan view thereof.

1 Claim, 3 Drawing Sheets

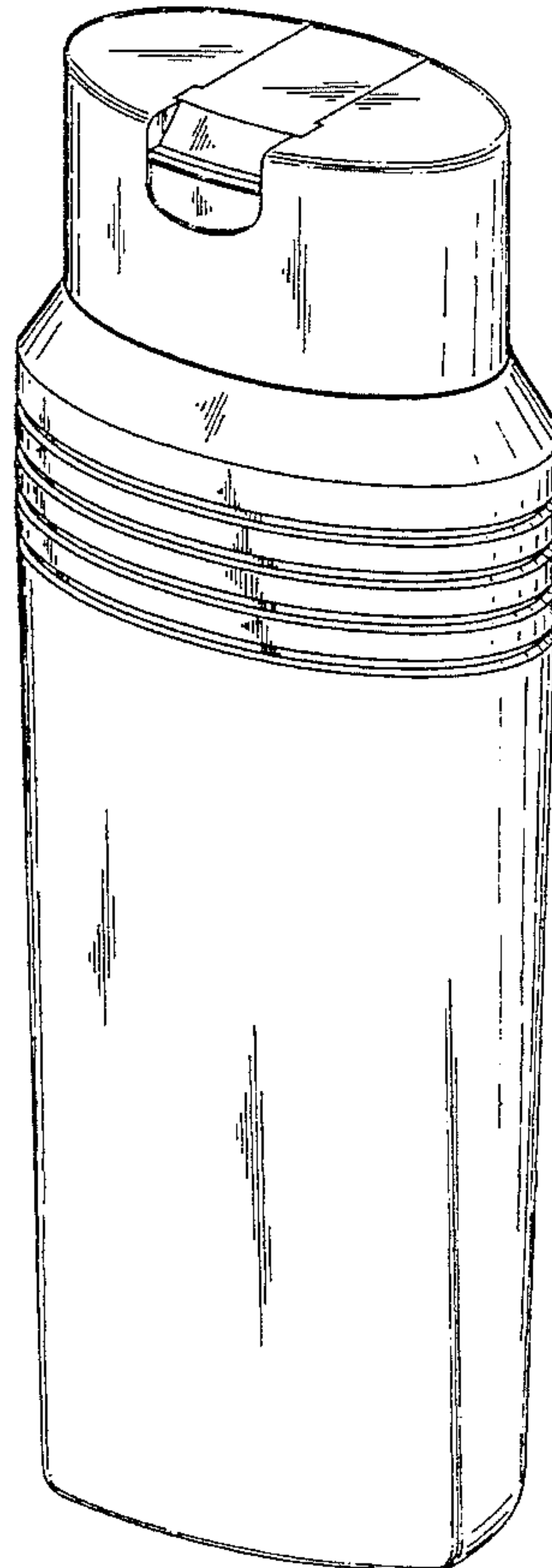
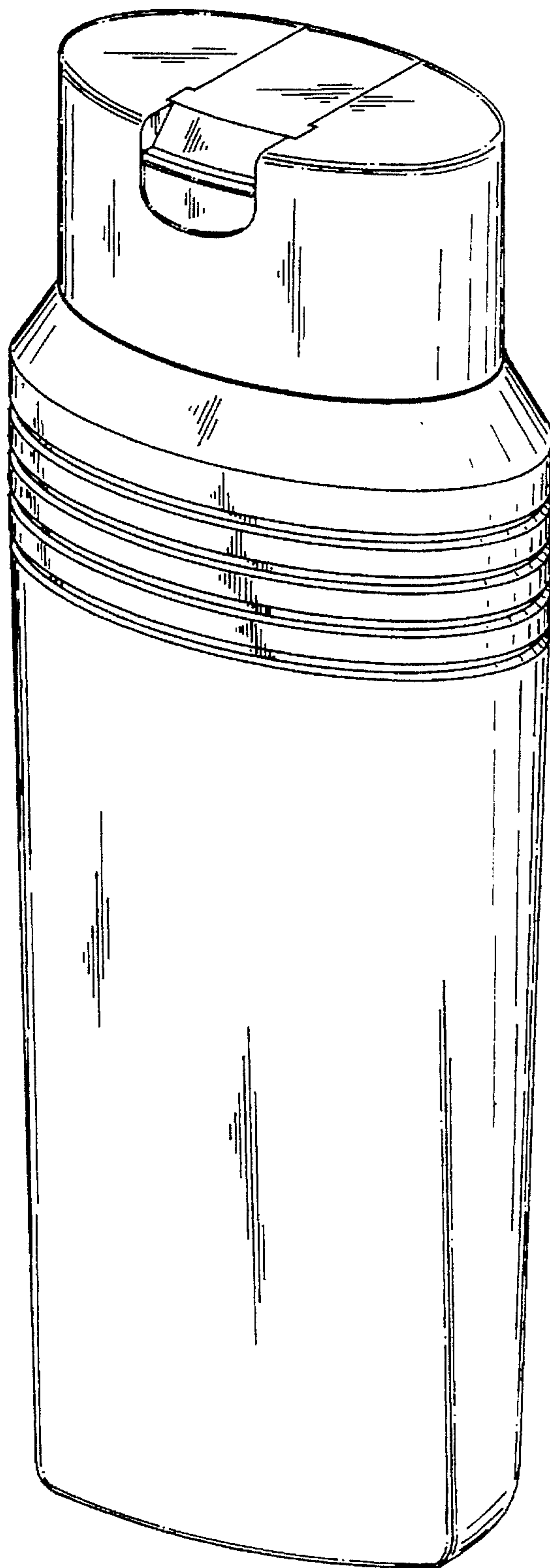


FIG. 1






FIG. 3

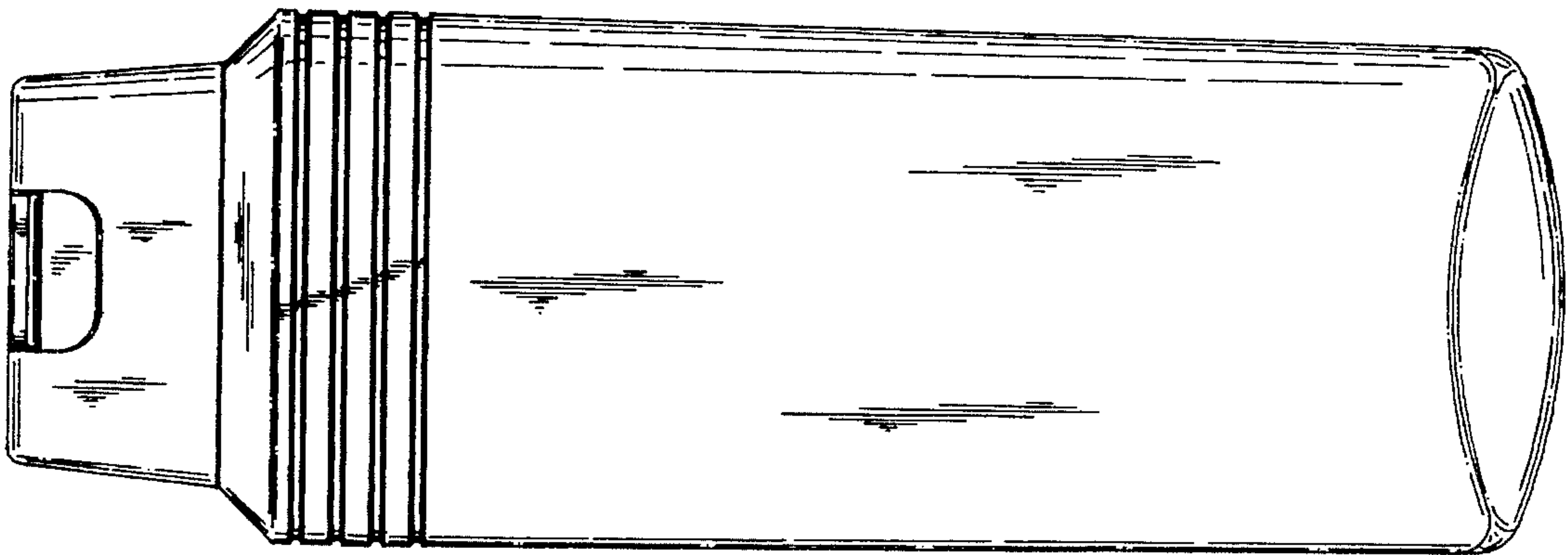


FIG. 2



FIG. 4

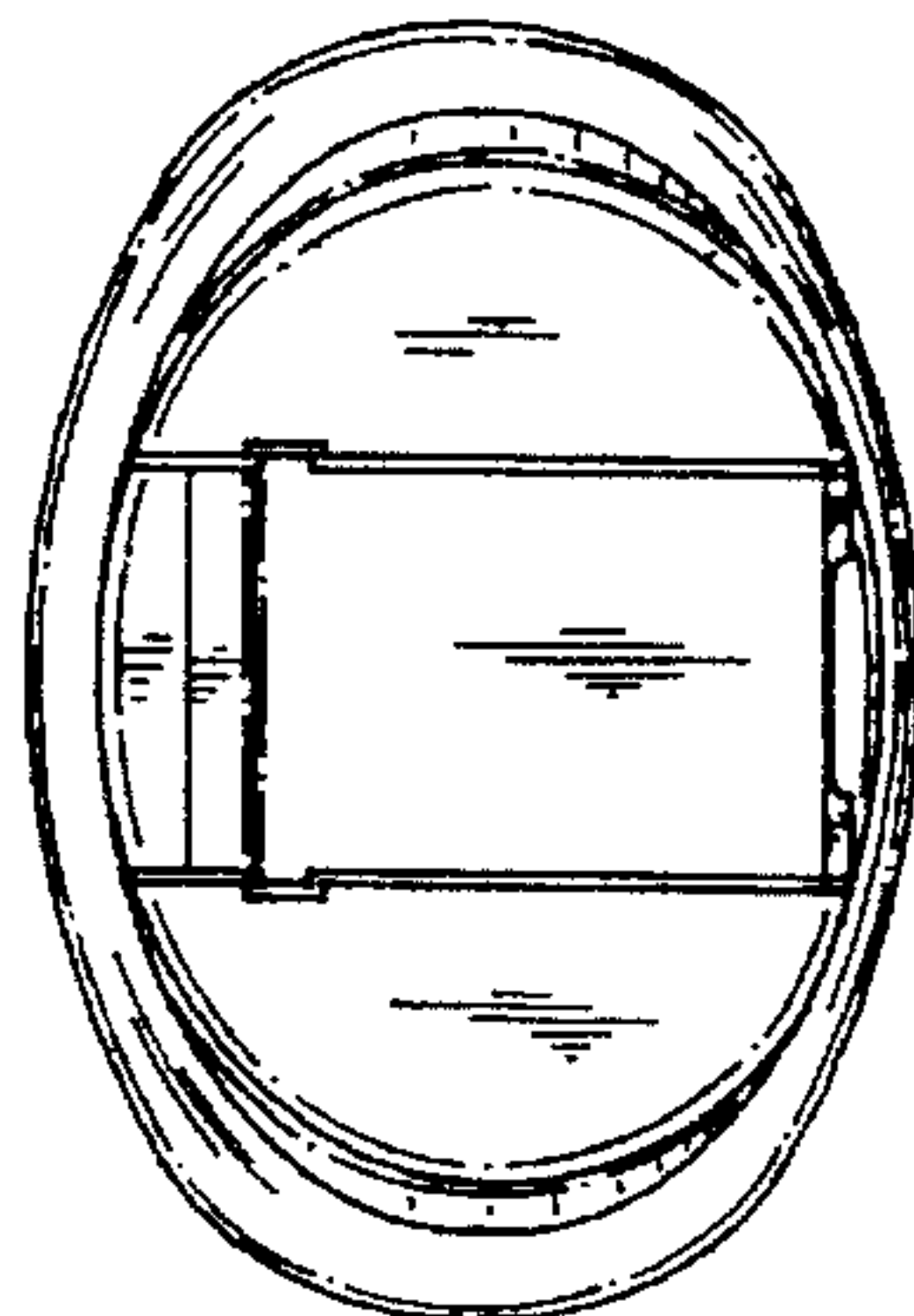


FIG. 5

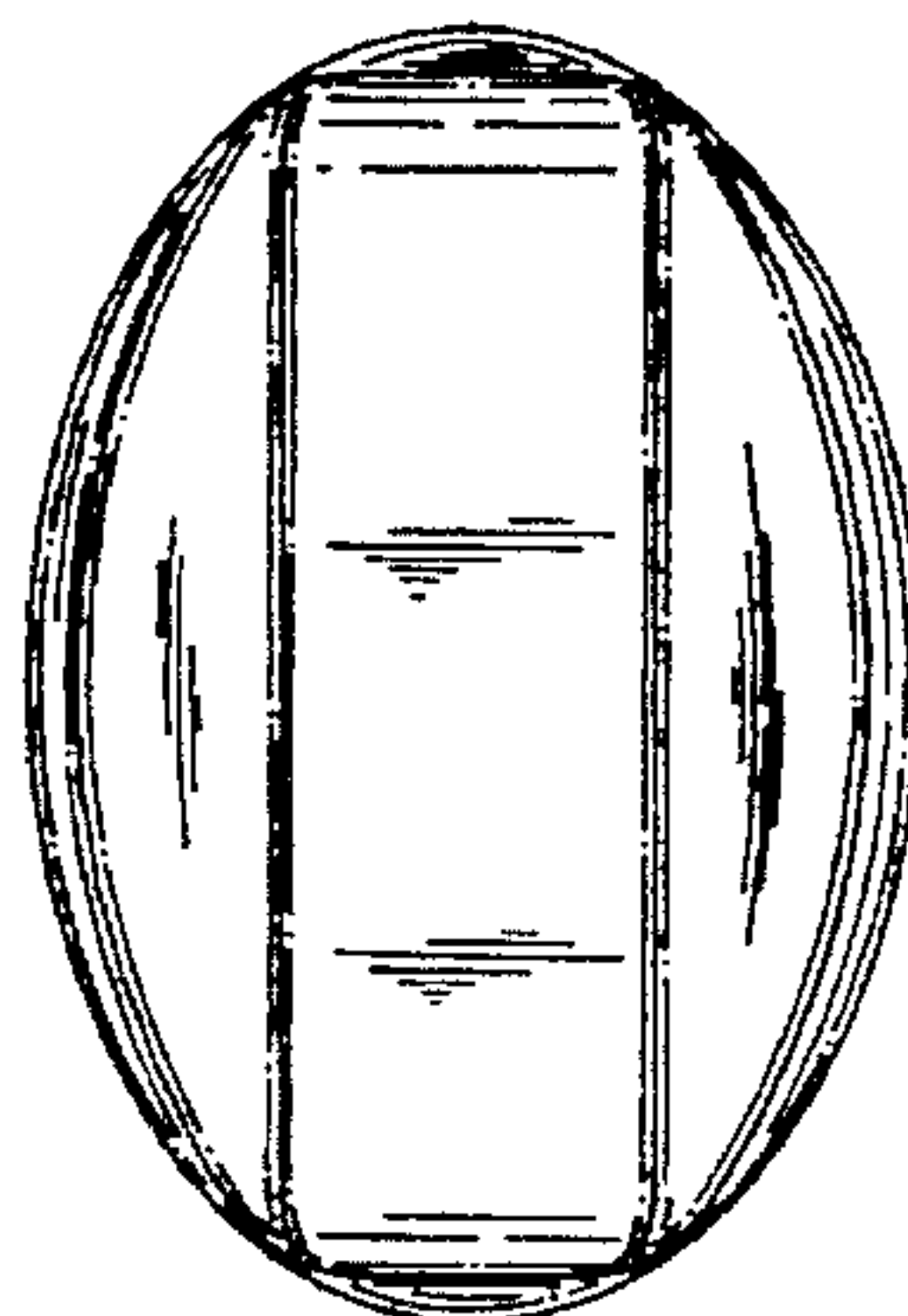


FIG. 6