



US00D372195S

# United States Patent [19]

Gerhart et al.

[11] Patent Number: **Des. 372,195**

[45] Date of Patent: **\*\*Jul. 30, 1996**

[54] **COMBINED BOTTLE AND CLOSURE**

[75] Inventors: **Mark D. Gerhart**, Westminster, Md.;  
**Harry Haubert**, Freehold Township,  
N.J.

[73] Assignee: **Lever Brothers Company, Division of  
Conopco, Inc.**, New York, N.Y.

[\*\*] Term: **14 Years**

[21] Appl. No.: **43,061**

[22] Filed: **Aug. 24, 1995**

[52] U.S. Cl. .... **D9/521; D9/529; D9/543;  
D9/570**

[58] **Field of Search** ..... **D9/529, 521, 539,  
D9/540, 542, 543, 557, 302, 570; 215/382,  
383, 384; 222/556, 206, 212, 213**

[56] **References Cited**

**U.S. PATENT DOCUMENTS**

- D. 203,360 12/1965 Becker .
- D. 223,335 4/1972 Donoghue ..... D9/529
- D. 230,137 1/1974 Bettonica .
- D. 240,017 5/1976 Trott .
- D. 276,591 12/1984 Guiguizian ..... D9/570 X
- D. 285,174 8/1986 Teschner .
- D. 311,133 10/1990 Wiseman et al. .
- D. 312,776 12/1990 Tacconelli .
- D. 317,121 5/1991 Crawford et al. .... D9/447 X
- D. 318,037 7/1991 Kipperman et al. .
- D. 328,246 7/1992 Nottingham et al. .

- D. 352,242 11/1994 Crawford et al. .... D9/543 X
- D. 352,458 11/1994 Gray ..... D9/521 X
- D. 352,662 11/1994 McIlvain .
- D. 353,329 12/1994 Mangold .
- 3,342,379 9/1967 Foley ..... D9/521 X
- 5,123,561 6/1992 Gross ..... 222/556 x
- 5,201,440 4/1993 Gross ..... 222/556 X

**OTHER PUBLICATIONS**

Packaging, Sep. 1987, p. 15, "Flush-Fitting Braunlok Cap" and bottle.

Drug & Cosmetic Industry, Jan. 1989, p. 56, Vidal Sassoon "Scalp Replenisher" Shampoo bottle.

*Primary Examiner*—Lucy Lieberman

*Attorney, Agent, or Firm*—James J. Farrell

[57] **CLAIM**

The ornamental design for a combined bottle and closure, as shown and described.

**DESCRIPTION**

FIG. 1 is a perspective view of a combined bottle and closure showing our new design;

FIG. 2 is a rear elevational view thereof;

FIG. 3 is a front elevational view thereof;

FIG. 4 is a side elevational view, the undisclosed opposite side being a mirror image;

FIG. 5 is a top plan view thereof; and,

FIG. 6 is a bottom plan view thereof.

**1 Claim, 3 Drawing Sheets**

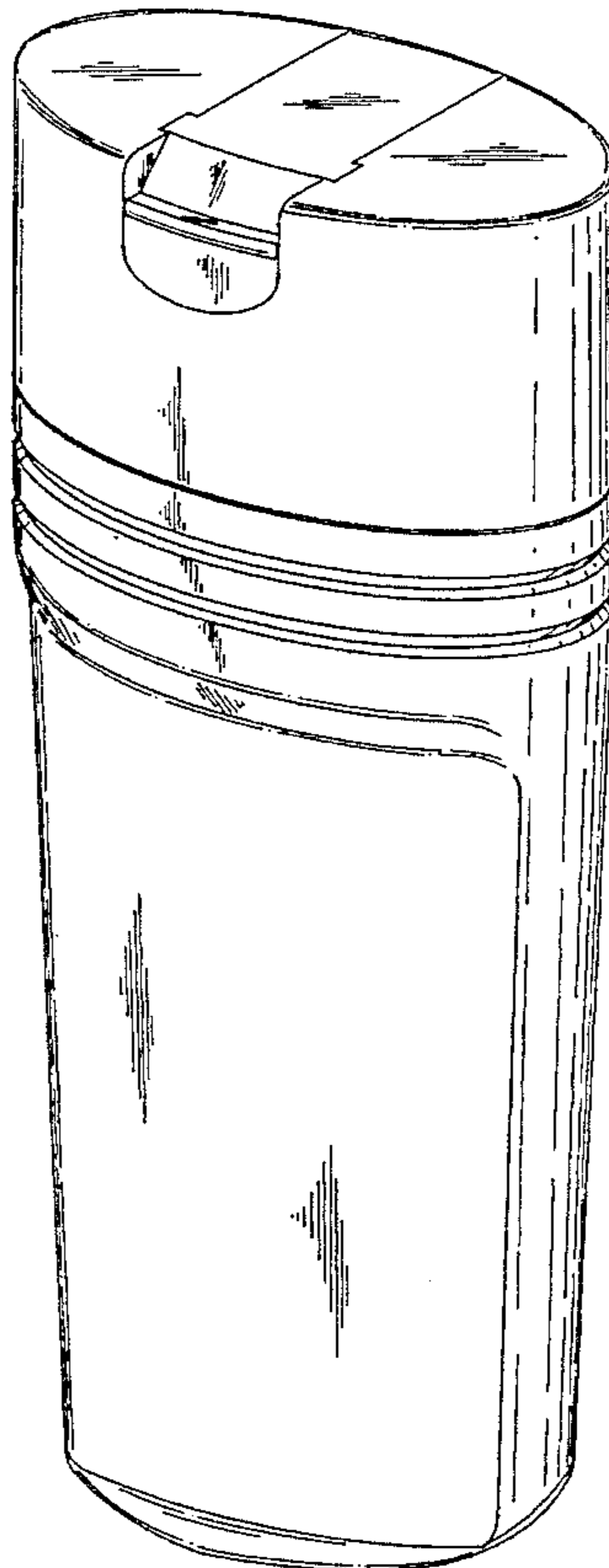
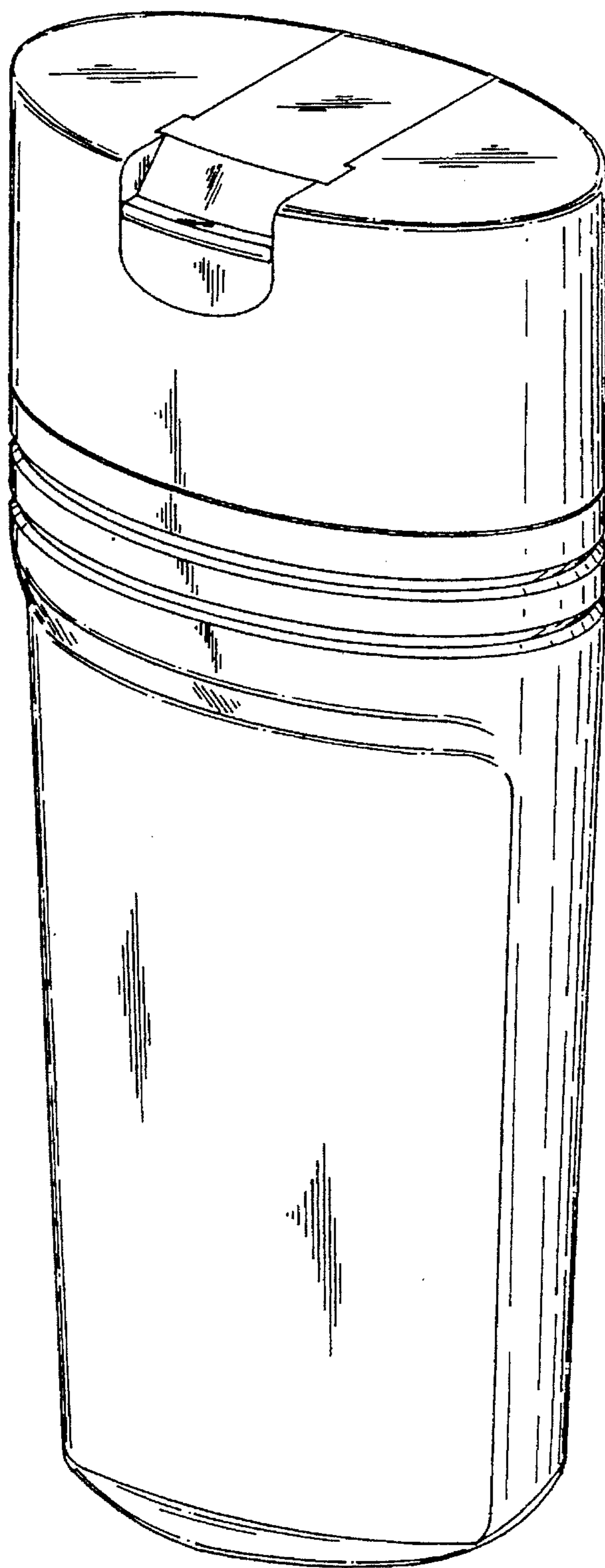


FIG. 1



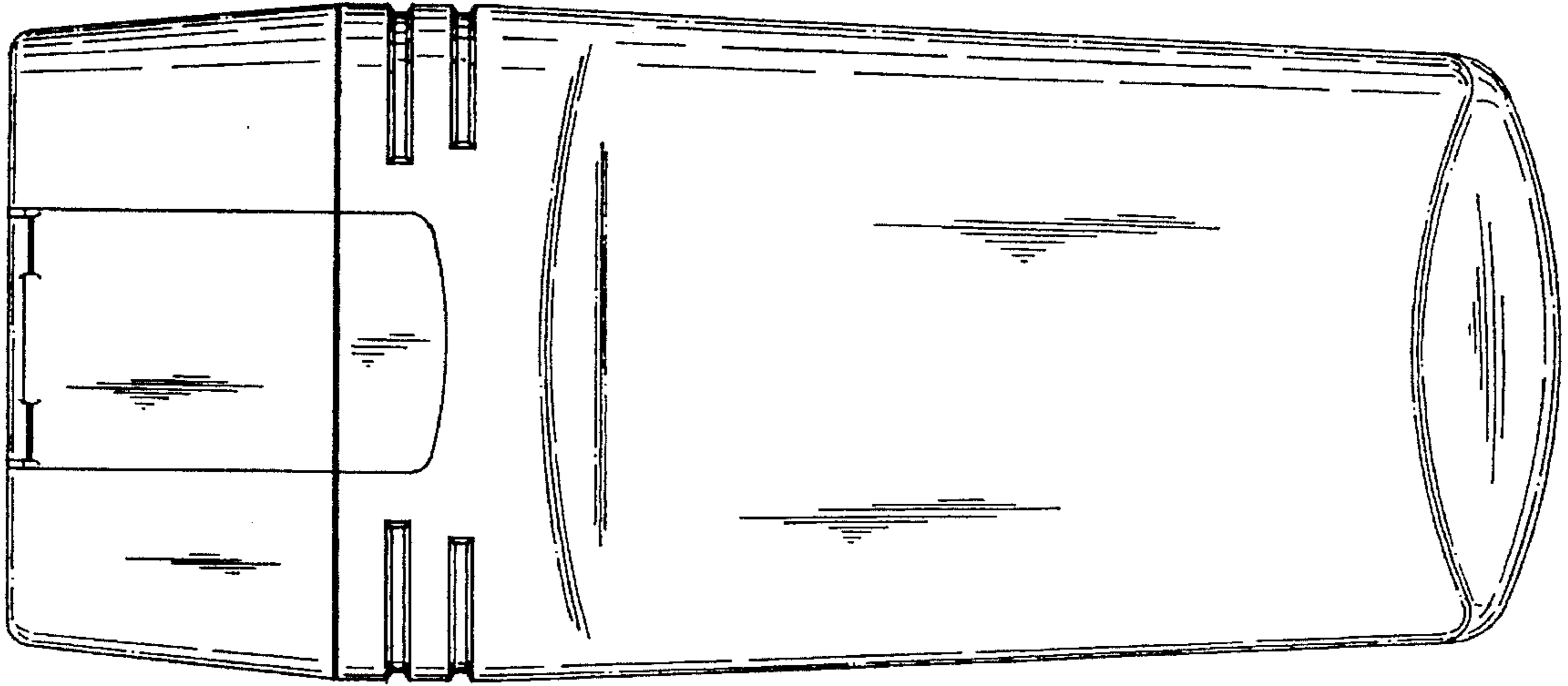


FIG. 2

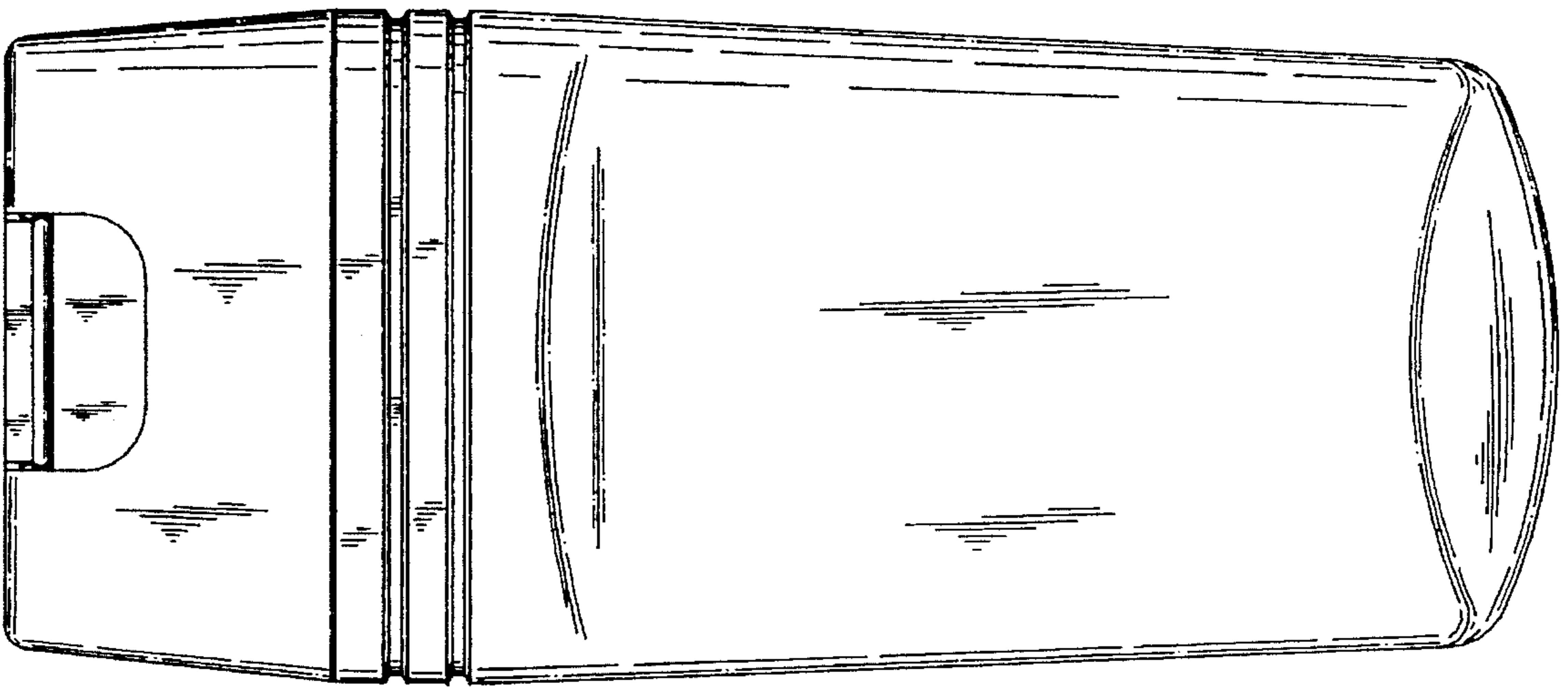


FIG. 3

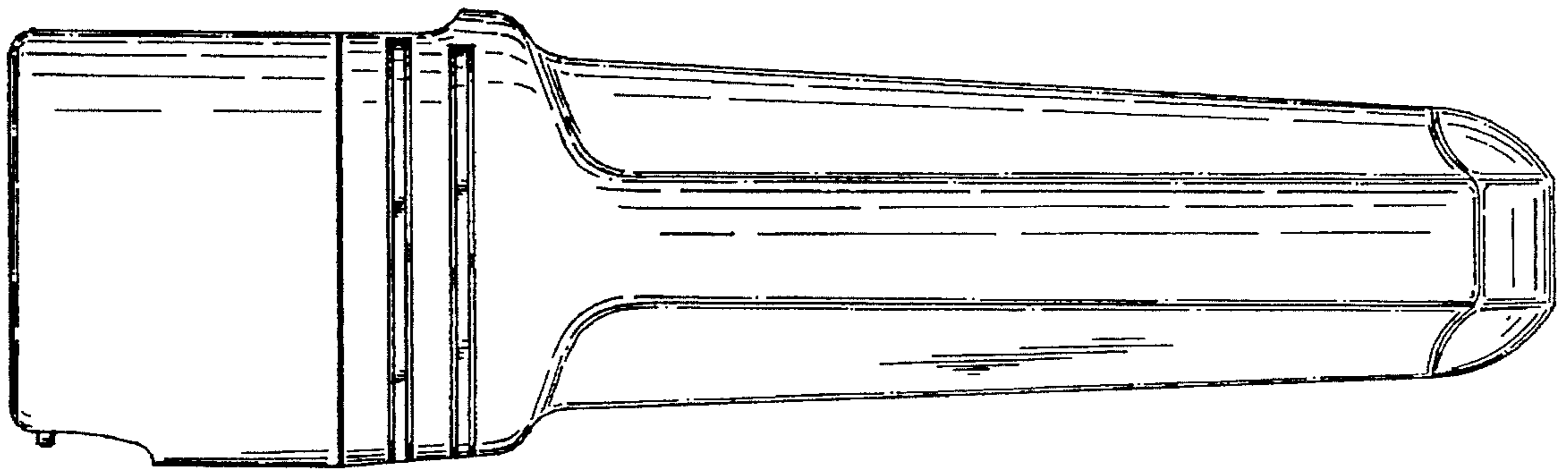


FIG. 4

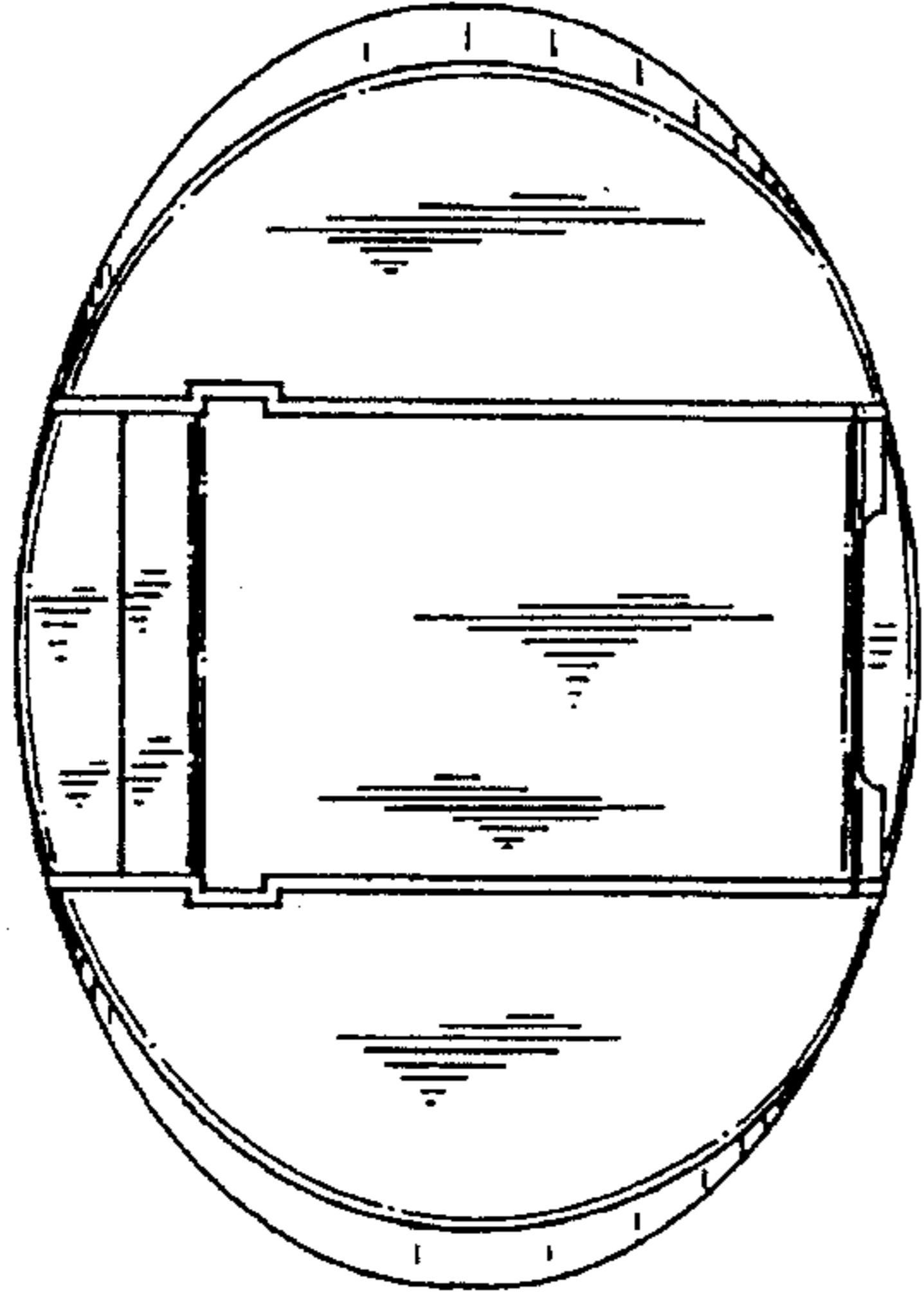


FIG. 5

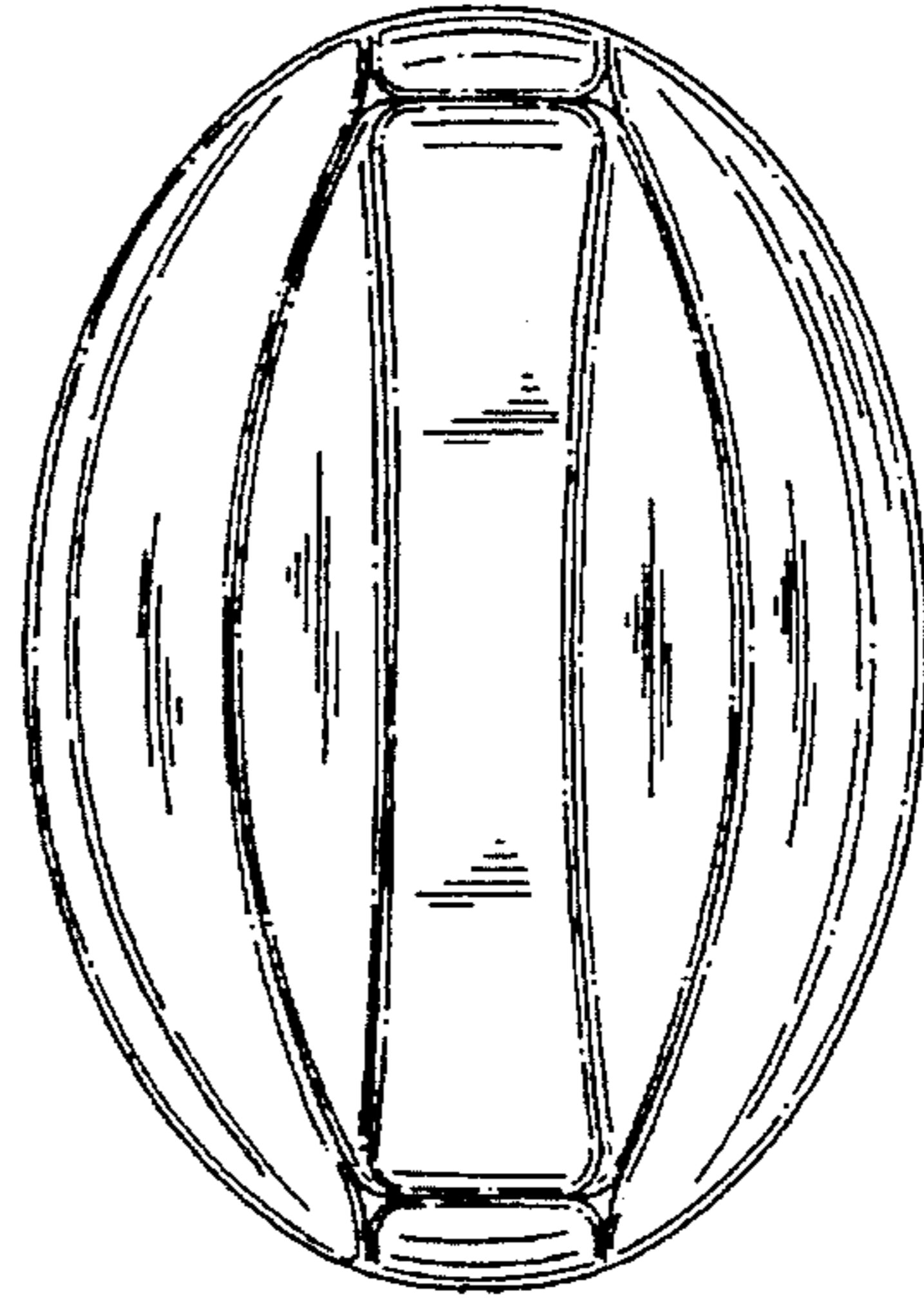


FIG. 6