



US00D372192S

United States Patent [19]
Pigott et al.

[11] **Patent Number:** **Des. 372,192**
[45] **Date of Patent:** ****Jul. 30, 1996**

[54] **COVER FOR A PALLET CONNECTOR**

[75] Inventors: **Brandon L. Pigott**, Wilmette; **Schuyler F. Pigott**, Arlington Heights; **Peter S. Pigott**, Wilmette; **Maurice J. Pigott**, Winnetka, all of Ill.

[73] Assignee: **Nucon Corporation**, Deerfield, Ill.

[**] Term: **14 Years**

[21] Appl. No.: **37,517**

[22] Filed: **Apr. 14, 1995**

[52] U.S. Cl. **D8/499**

[58] **Field of Search** D8/499, 385, 386;
D9/435, 439, 454; 248/188, 188.8, 188.9;
108/51.3, 51.1, 56.1, 56.3, 901, 902; 138/89,
89.1-89.4, 90, 96 R; 220/307; 405/255;
52/300, 301; 411/508, 509, 377, 431, 913;
403/326, 330; 16/2; 206/386, 599; 285/319,
921; D25/133, 135; D6/491, 495, 496,
498; D15/143

[56] **References Cited**

U.S. PATENT DOCUMENTS

D. 272,473 1/1984 Larsson D8/386 X
D. 292,967 12/1987 Gagnon D9/439

2,424,757 7/1947 Klumpp, Jr. 411/913 X
4,534,088 8/1985 Ricke 411/913 X
5,048,571 9/1991 Ellis 138/96 R
5,197,395 3/1993 Pigott et al. 108/902 X
5,259,085 11/1993 Marafante et al. 403/408.1 X
5,367,548 11/1994 Attix 285/319 X
5,421,556 6/1995 Dodge et al. 403/326 X

FOREIGN PATENT DOCUMENTS

6099983 4/1994 Japan 206/386
2102762 2/1983 United Kingdom 206/599

Primary Examiner—Ted Shooman

Assistant Examiner—C. Tuttle

Attorney, Agent, or Firm—Wallenstein & Wagner, Ltd.

[57] **CLAIM**

The ornamental design for a cover for a pallet connector, as shown and described.

DESCRIPTION

FIG. 1 is a perspective bottom view of a cover for a pallet connector showing our new design; FIG. 2 is a side elevational view thereof, the side opposite being identical to the side shown; FIG. 3 is a bottom plan view of the cover; and, FIG. 4 is a top plan view of the cover.

1 Claim, 1 Drawing Sheet

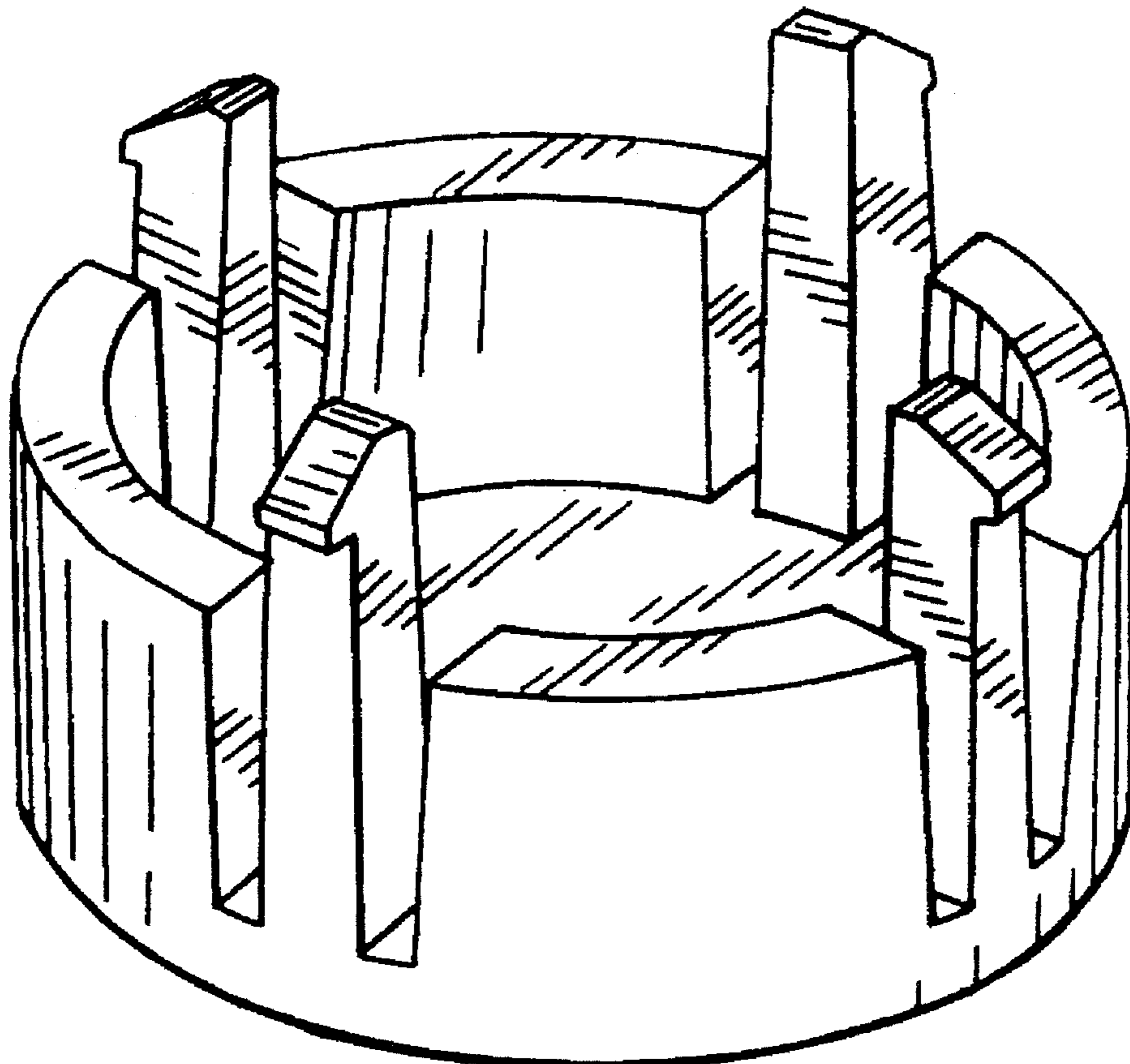


FIG. 1

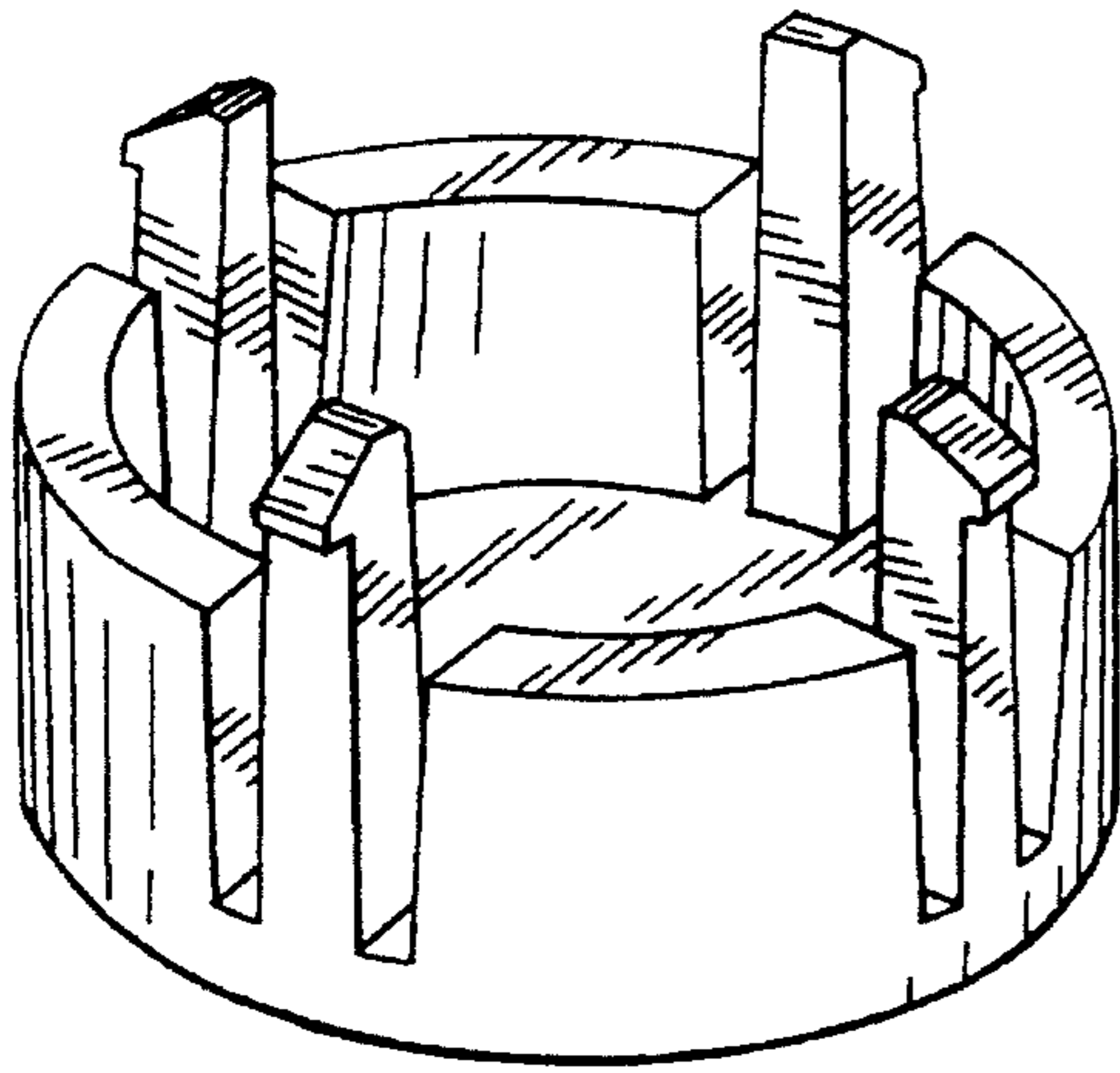


FIG. 2

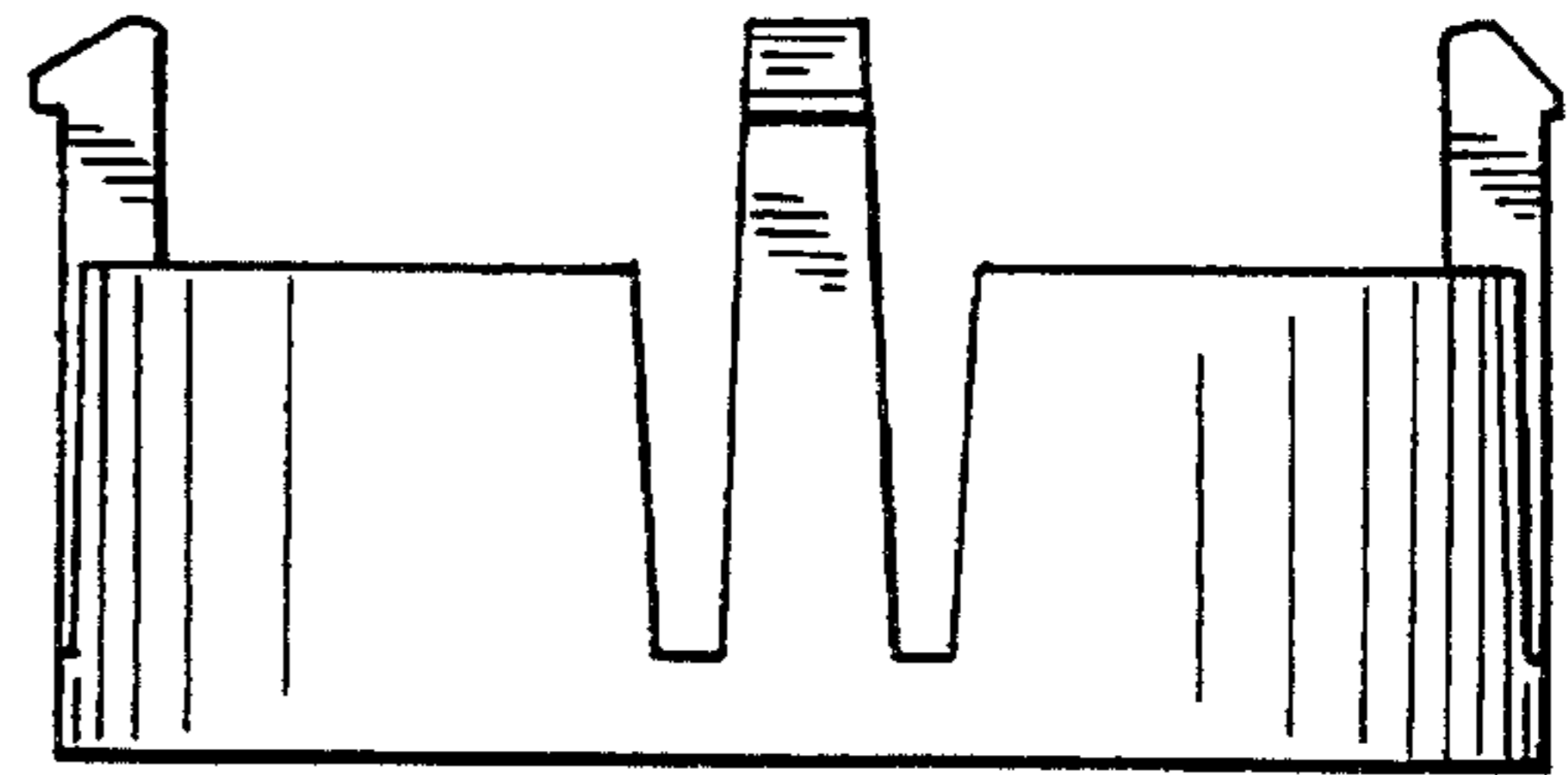


FIG. 3

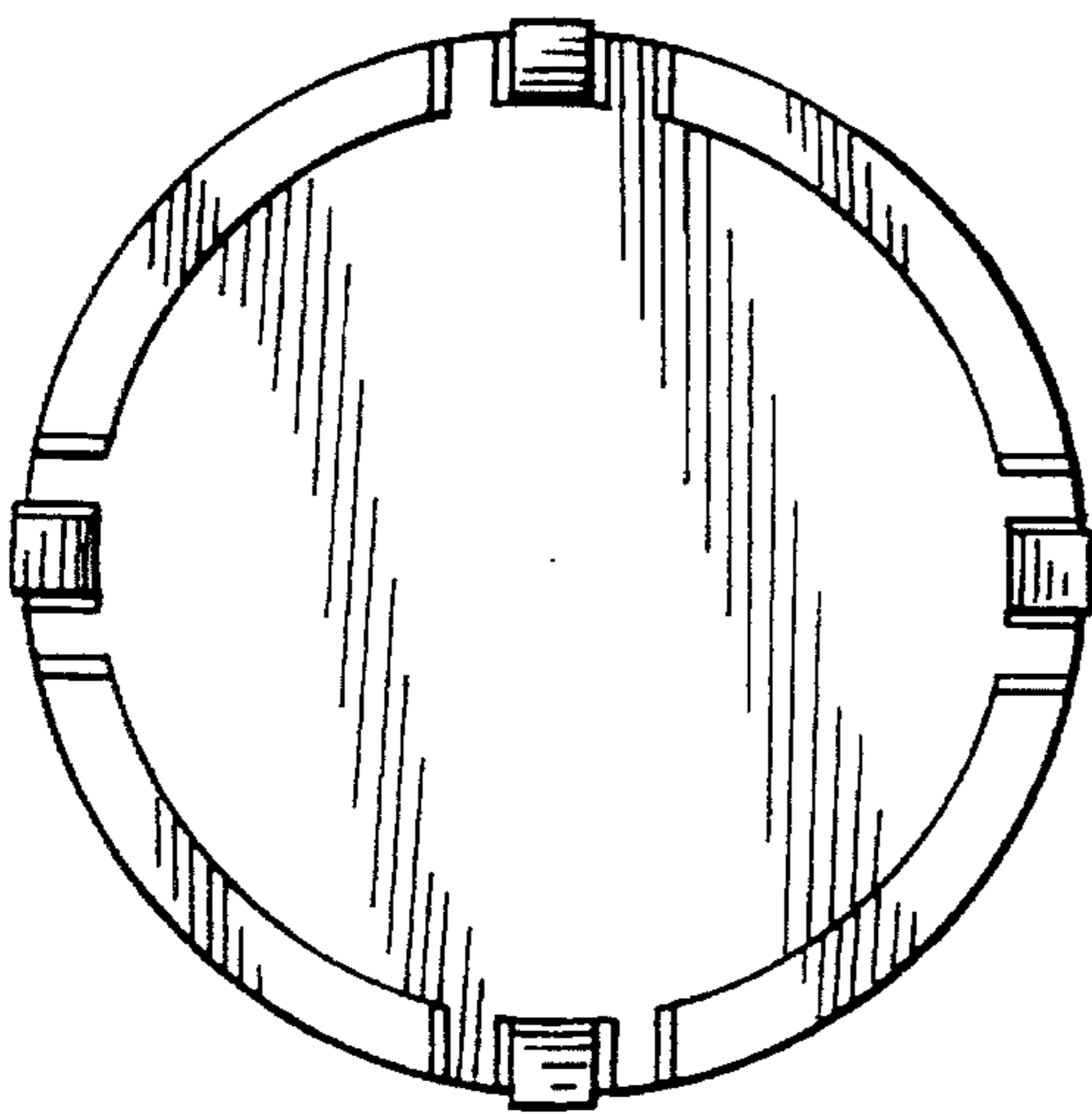


FIG. 4

