



US00D372186S

# United States Patent [19]

Caugh et al.

[11] Patent Number: **Des. 372,186**

[45] Date of Patent: **\*\*Jul. 30, 1996**

[54] PULL

[75] Inventors: **Gerald Caugh**, Rockford; **Deborah Mattson**, Plainwell; **Kevin DeWald**, Spring Lake, all of Mich.

[73] Assignee: **Belwith International**, Grandville, Mich.

[\*\*] Term: **14 Years**

[21] Appl. No.: **39,855**

[22] Filed: **Jun. 6, 1995**

### Related U.S. Application Data

[62] Division of Ser. No. 15,074, Nov. 5, 1993, Pat. No. Des. 362,169.

[52] U.S. Cl. .... **D8/313**

[58] Field of Search ..... D8/300, 313; 16/110 R, 16/124

### [56] References Cited

#### U.S. PATENT DOCUMENTS

D. 5,502	1/1872	Fogelstrand .....	D8/313
D. 6,724	6/1873	Widmayer .....	D8/313
D. 6,775	7/1873	Fogelstrand .....	D8/313

D. 8,712	10/1875	Steele .....	D8/313
D. 16,587	3/1886	Roux .	
88,817	4/1869	Smith .....	16/124
123,301	1/1872	Sparks .....	16/124
D. 202,695	11/1965	Maize .	
D. 204,978	6/1966	Loeb .	

### OTHER PUBLICATIONS

National Lock Hardware, 1974, Publication, p. 11.  
P. 12 of Hi Home Publication.

*Primary Examiner*—B. J. Bullock  
*Attorney, Agent, or Firm*—Rader, Fishman & Grauer PLLC


### [57] CLAIM

The ornamental pull, as shown and described.

### DESCRIPTION

FIG. 1 is a perspective view of the pull of the present invention;  
FIG. 2 is a front elevational view of the pull of the present invention;  
FIG. 3 is a cross-sectional view taken in the direction of the arrows on line 3—3 of FIG. 2; and,  
FIG. 4 is a cross-sectional view taken in the direction of the arrows on line 4—4 of FIG. 2.

1 Claim, 1 Drawing Sheet






FIG. 1




FIG. 3

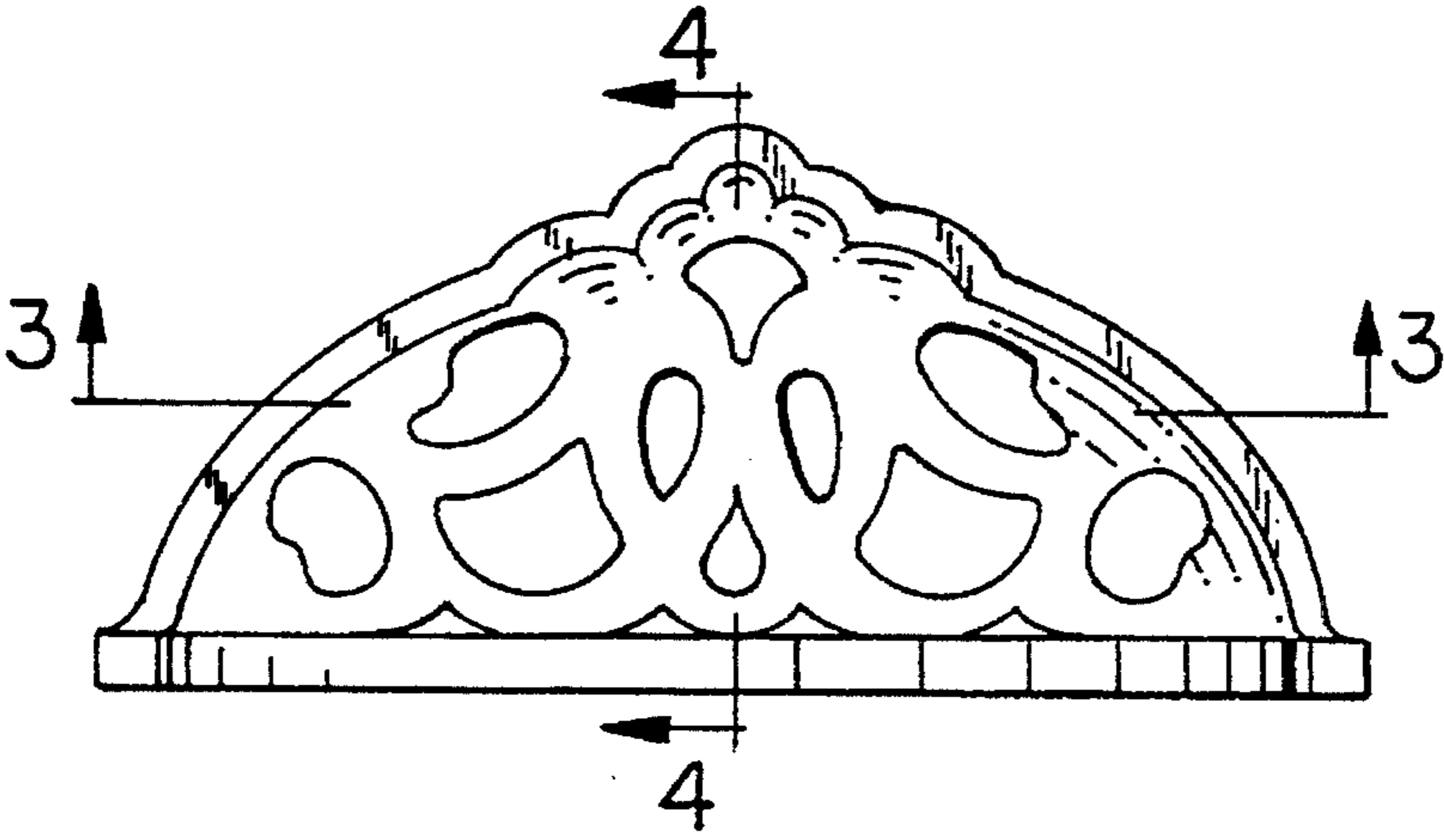


FIG. 2

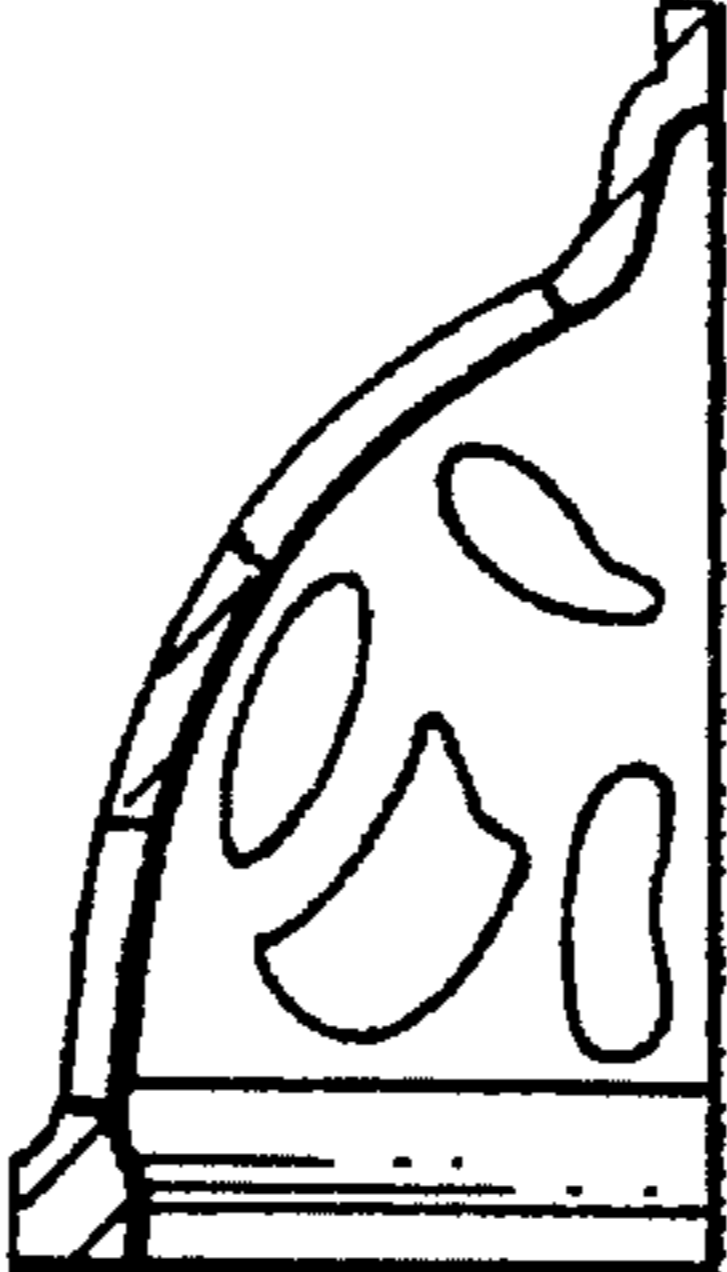


FIG. 4