



US00D372183S

# United States Patent [19]

Bourque

[11] Patent Number: **Des. 372,183**

[45] Date of Patent: **\*\*Jul. 30, 1996**

[54] **COMBINATION UTILITY KNIFE AND TAPE MEASURE**

4,783,867	11/1988	Tsao	7/119
5,119,521	6/1992	Clontz	7/143
5,206,965	5/1993	Rowley	7/119

[76] Inventor: **Christopher L. Bourque**, 919 Union St., Rockland, Mass. 02347

*Primary Examiner*—Philip S. Hyder

[\*\*] Term: **14 Years**

[57] **CLAIM**

[21] Appl. No.: **20,598**

The ornamental design for a combination utility knife and tape measure, as shown and described.

[22] Filed: **Mar. 29, 1994**

### DESCRIPTION

[52] U.S. Cl. .... **D8/98; D8/105; D10/62**

[58] Field of Search ..... D8/98, 99, 105; D10/62; 7/119, 143; 30/162, 342

FIG. 1 is a front elevational view of the combination utility knife and tape measure showing my new design;  
 FIG. 2 is a rear elevational view thereof;  
 FIG. 3 is an enlarged left side elevational view thereof;  
 FIG. 4 is an enlarged right side elevational view thereof;  
 FIG. 5 is a top plan view thereof;  
 FIG. 6 is a bottom plan view thereof; and,  
 FIG. 7 is an isometric view thereof.

### [56] References Cited

#### U.S. PATENT DOCUMENTS

166,099	7/1875	Hastings	7/119
D. 308,462	6/1990	Komatsu	D8/105
D. 321,637	11/1991	Chan	D8/105
D. 332,737	1/1993	Wentworth et al.	D8/98
4,227,306	10/1980	Meshulam	30/342

**1 Claim, 4 Drawing Sheets**

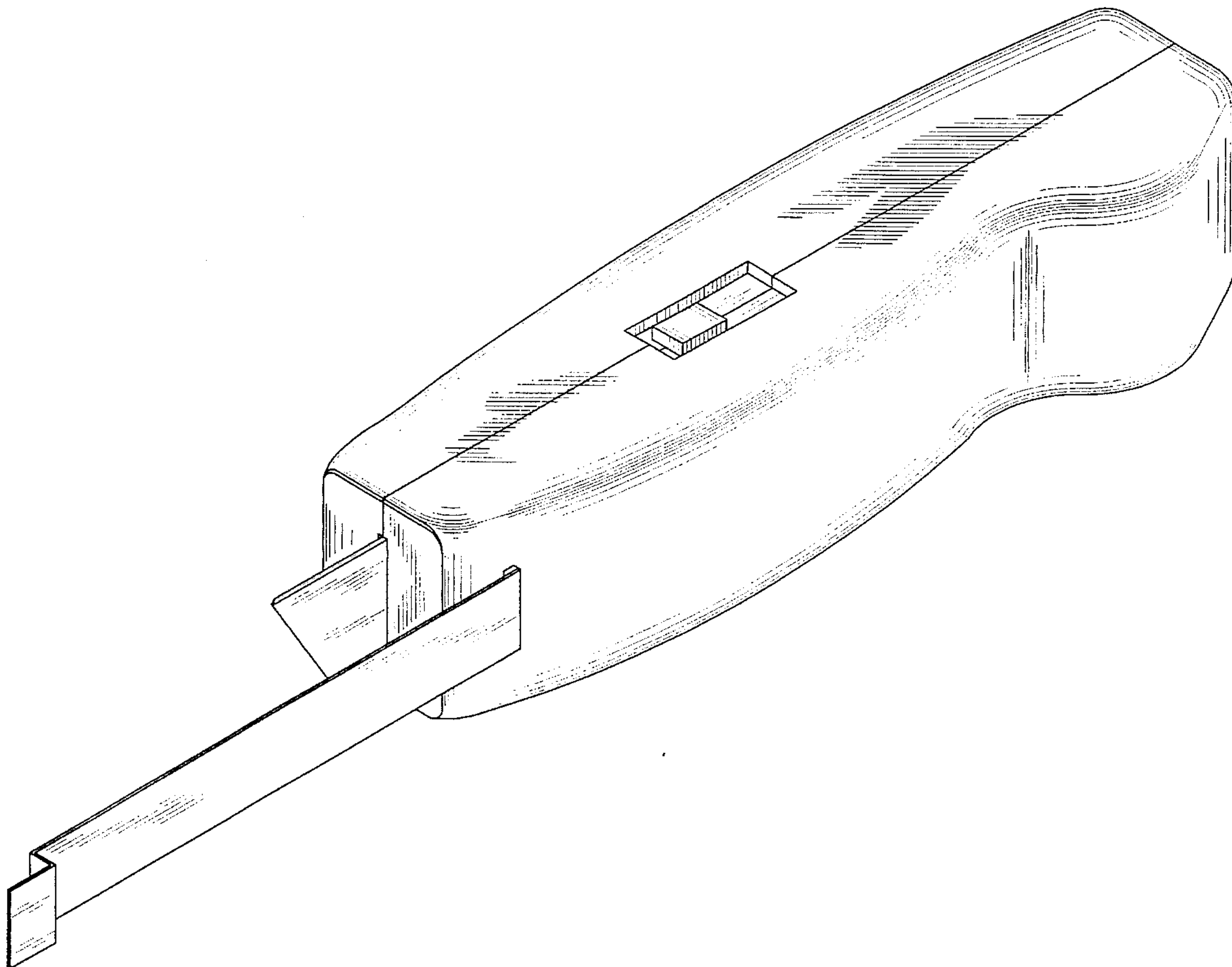


FIG. 1




FIG. 2




FIG. 3

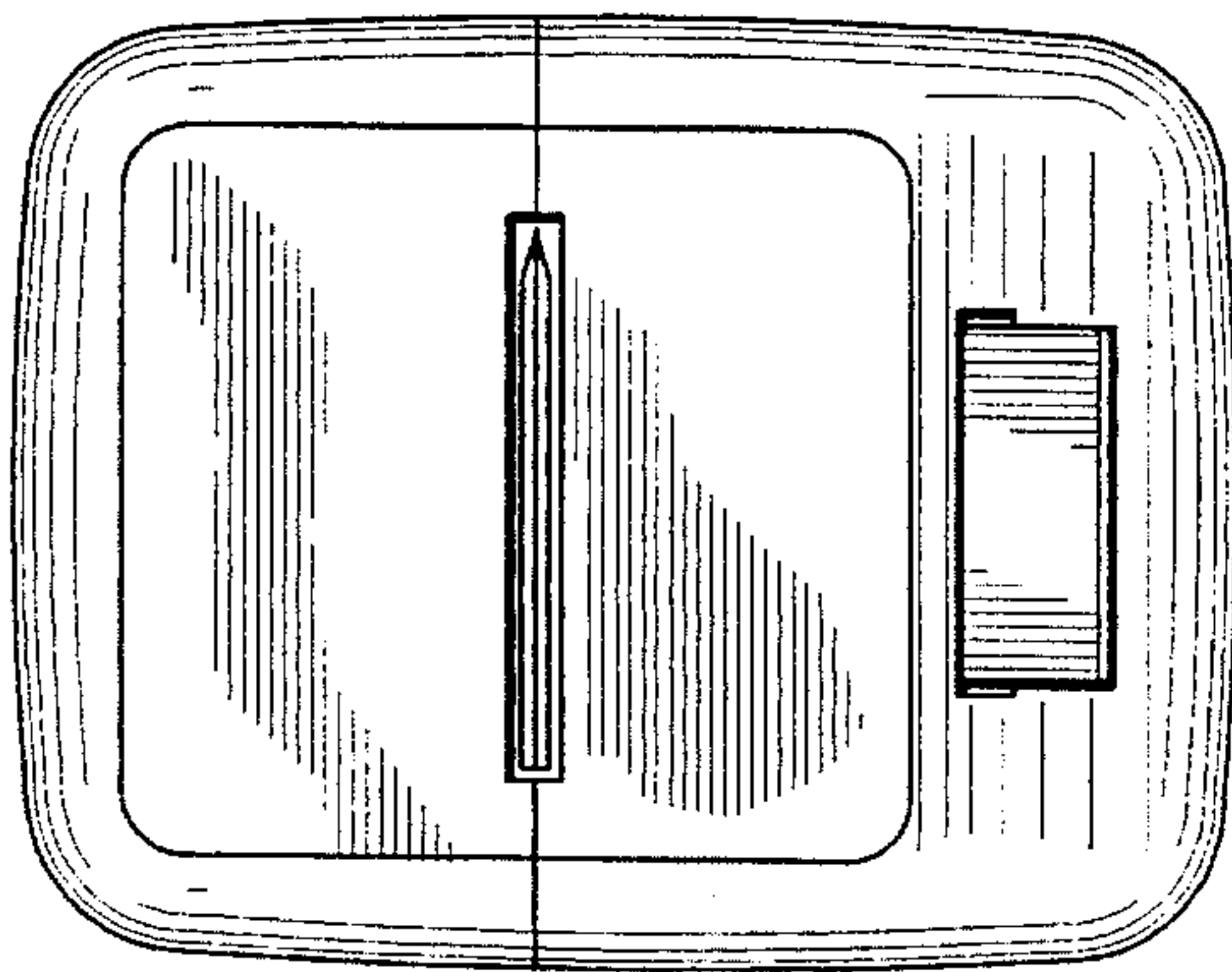


FIG. 4




FIG. 5

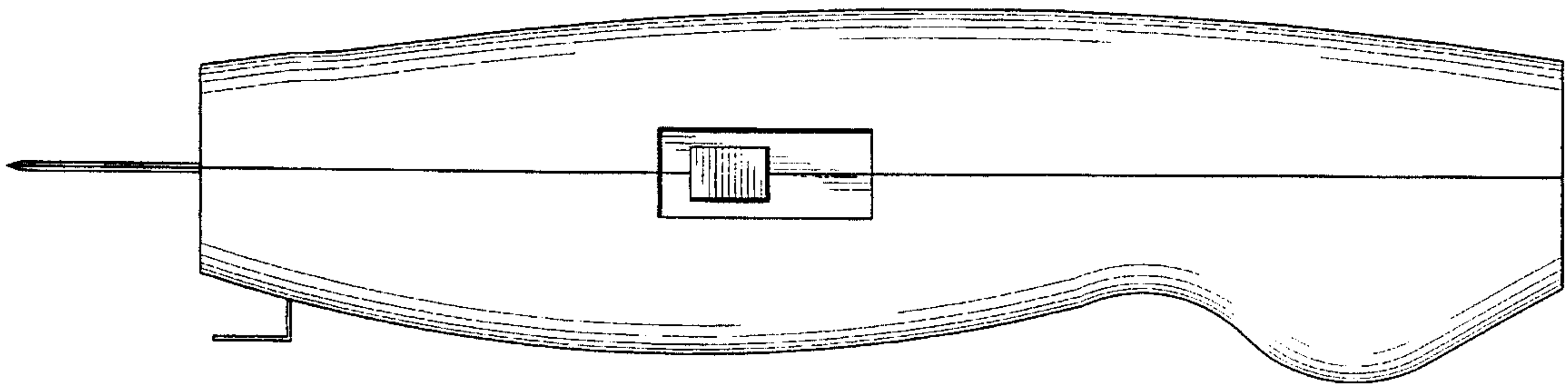
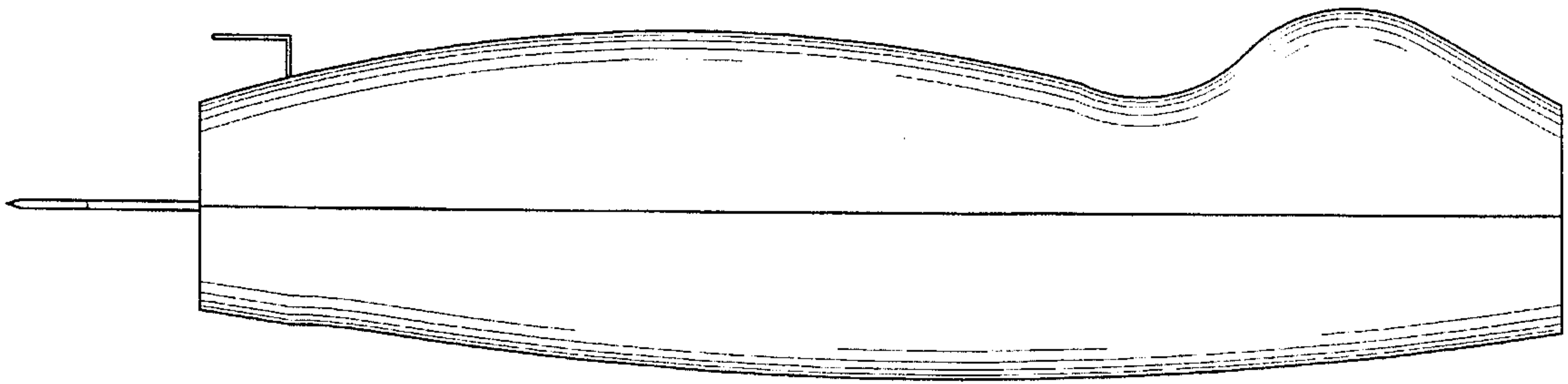


FIG. 6



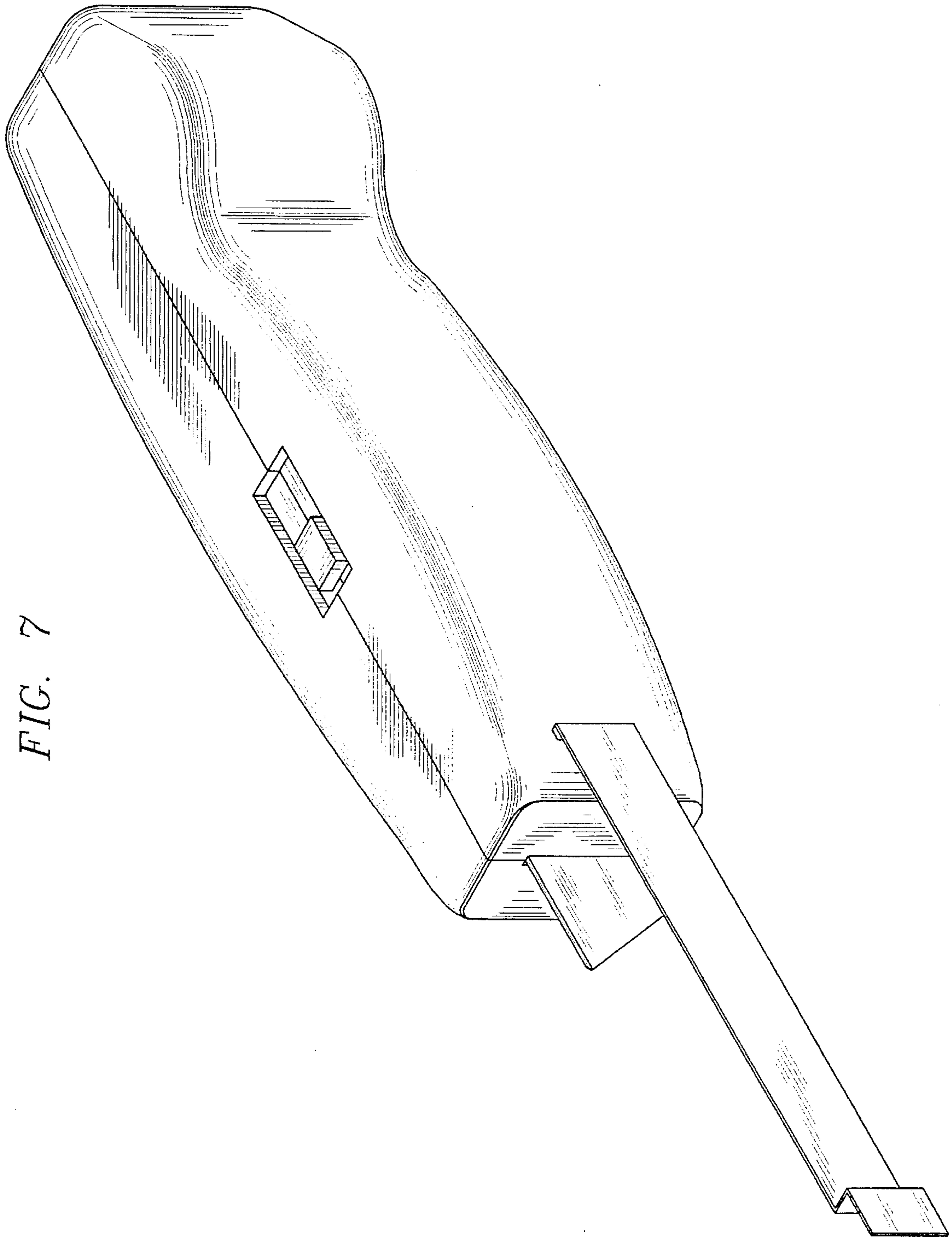


FIG. 7