



US00D372152S

United States Patent [19]
Levine

[11] **Patent Number: Des. 372,152**
[45] **Date of Patent: **Jul. 30, 1996**

[54] **ROCKER BAR FOR A BABY CRIB**
[75] Inventor: **Richard Levine**, Wheaton, Ill.
[73] Assignee: **Pali USA Ltd.**, Wheaton, Ill.
[**] Term: **14 Years**
[21] Appl. No.: **30,910**
[22] Filed: **Nov. 14, 1994**
[52] **U.S. Cl.** **D6/503**
[58] **Field of Search** D6/390-395, 505-508;
5/93.1, 101, 105-108

[56] **References Cited**

U.S. PATENT DOCUMENTS

D. 353,274	12/1994	Schwartzkopf	D6/390
D. 353,725	12/1994	Brunner et al.	D6/385
D. 353,726	12/1994	Brunner et al.	D6/385
406,125	1/1889	Christensen	5/101

Primary Examiner—Janice E. Seeger
Attorney, Agent, or Firm—Basil E. Demeur; Alan B. Samlan


[57] **CLAIM**

The ornamental design for a rocker bar for a baby crib, as shown and described.

DESCRIPTION

FIG. 1 is a perspective view of a rocker bar for a baby crib showing my new design, the broken lines are for environmental purposes only and form no part of the claimed design;
FIG. 2 is a side elevational view of the rocker bar for baby crib of the present invention;
FIG. 3 is a top view of the rocker bar for baby crib of the present invention;
FIG. 4 is an end view of the rocker bar for baby crib of the present invention;
FIG. 5 is a bottom view showing the rocker bar for baby crib of the present invention;
FIG. 6 is a perspective view, the broken lines are for environmental purposes only and form no part of the claimed design; and,
FIG. 7 is a cross-sectional view taken along line 7—7 in FIG. 1.

1 Claim, 1 Drawing Sheet



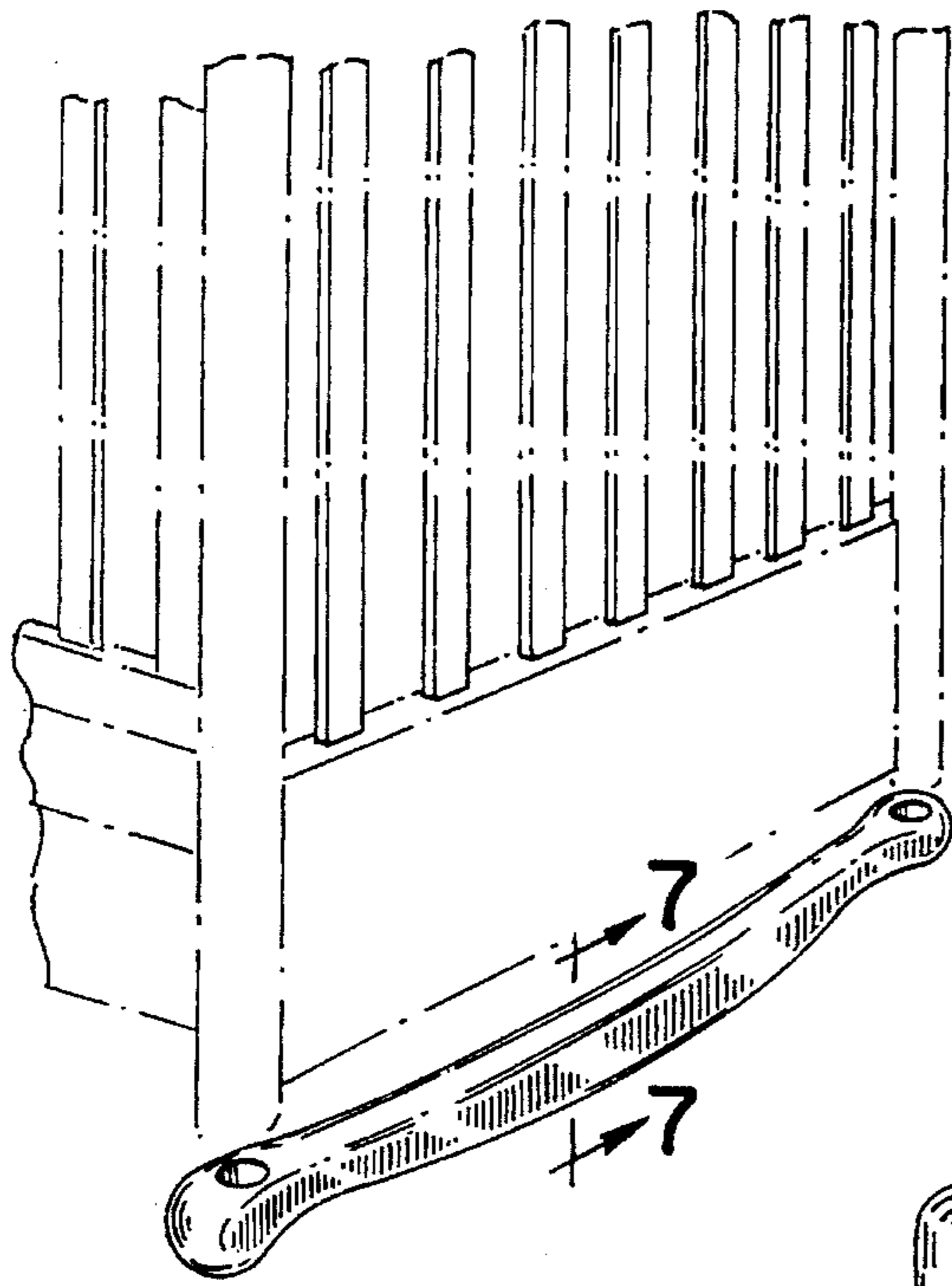


FIG. 1

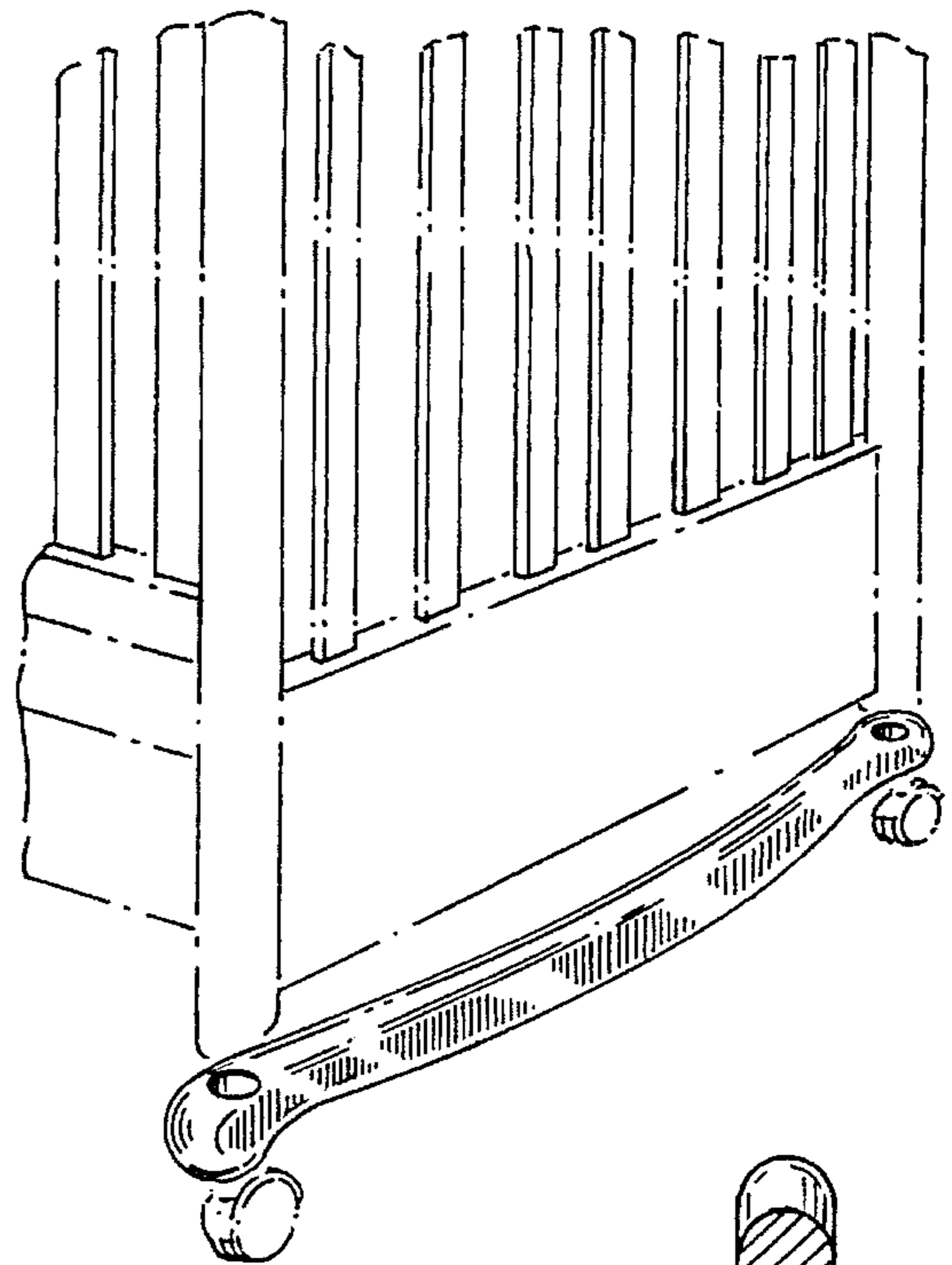


FIG. 6



FIG. 4



FIG. 7




FIG. 3



FIG. 2




FIG. 5