



US00D372150S

# United States Patent [19] Funk

[11] Patent Number: **Des. 372,150**

[45] Date of Patent: **\*\*Jul. 30, 1996**

[54] **FOOT FOR A TABLE**

[75] Inventor: **David R. Funk**, Sheboygan, Wis.

[73] Assignee: **Krueger International, Inc.**, Green Bay, Wis.

[\*\*] Term: **14 Years**

[21] Appl. No.: **34,260**

[22] Filed: **Jan. 31, 1995**

[52] U.S. Cl. .... **D6/495**

[58] Field of Search ..... D6/480-489, 495, D6/499, 422, 423; 248/188, 188.1, 188.9, 188.8; 108/153, 157, 161

[56] **References Cited**

**U.S. PATENT DOCUMENTS**

D. 319,935	9/1991	Heidmann .....	D6/422
D. 330,302	10/1992	Heidmann .	
4,448,378	5/1984	Binfare .....	108/150 X
5,388,792	2/1995	Hastings et al. ....	248/188.8 X

**OTHER PUBLICATIONS**

Domus, Dec. 1994, table leg in center.

*Primary Examiner*—Janice E. Seeger  
*Attorney, Agent, or Firm*—Andrus, Scales, Starke and Sawall

[57] **CLAIM**

The ornamental design for a foot for a table, as shown and described.

**DESCRIPTION**

FIG. 1 is a perspective view of a foot for a table, showing my new design;

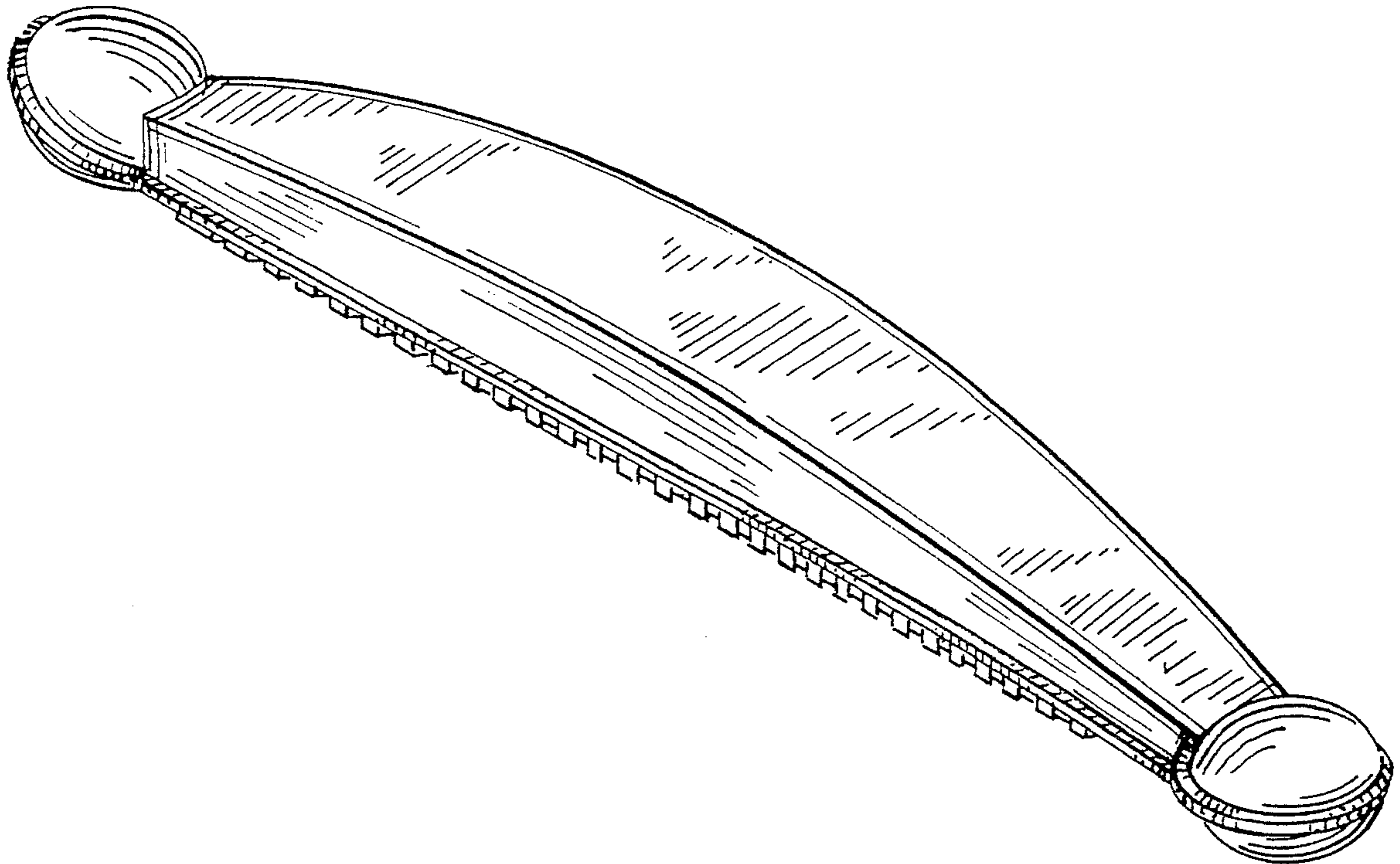
FIG. 2 is a front elevational view;

FIG. 3 is a side elevational view;

FIG. 4 is a top plan view; the broken lines are for environmental purposes only and forms no part of the claimed design; and,

FIG. 5 is a bottom plan view thereof.

**1 Claim, 2 Drawing Sheets**



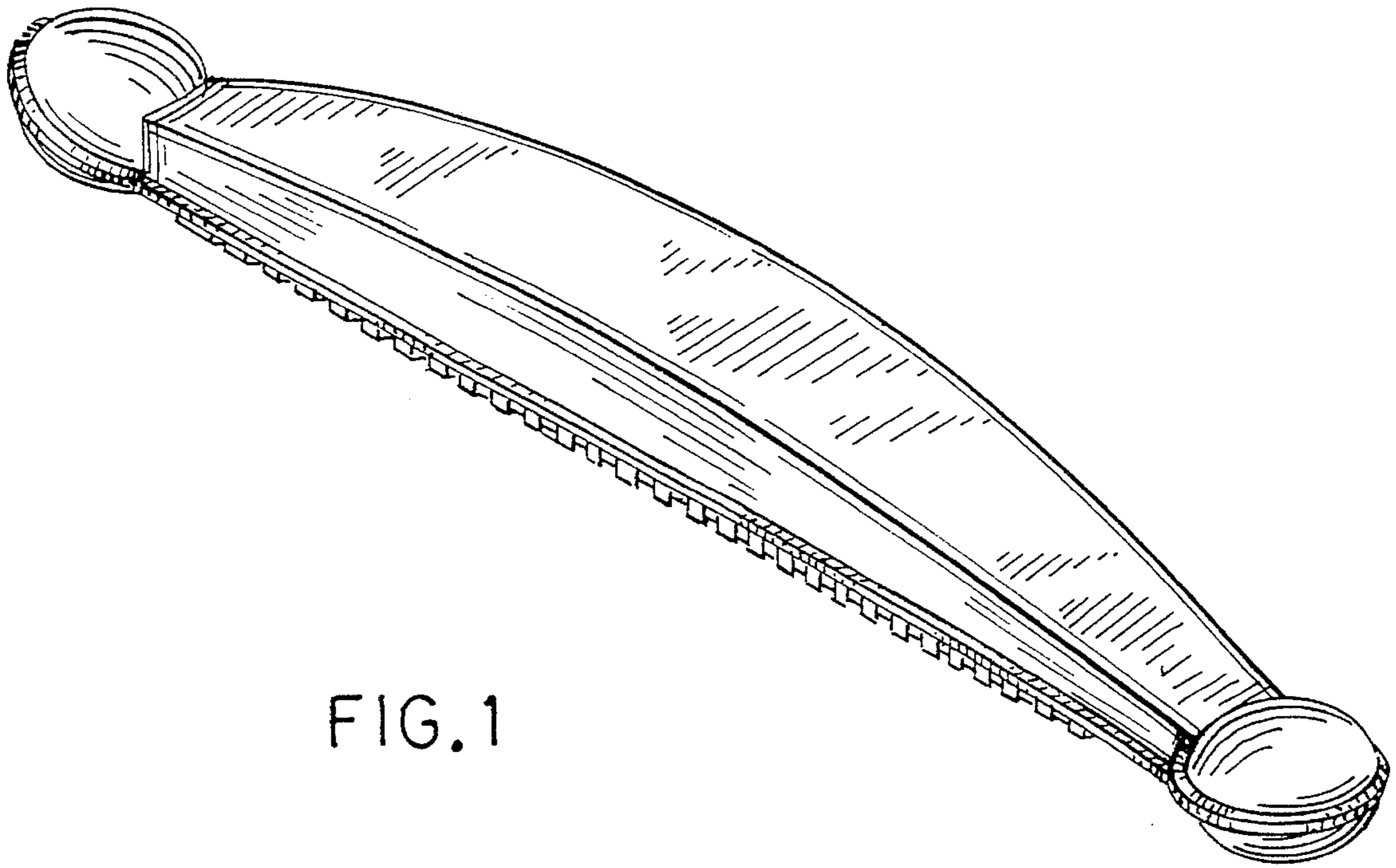


FIG. 1

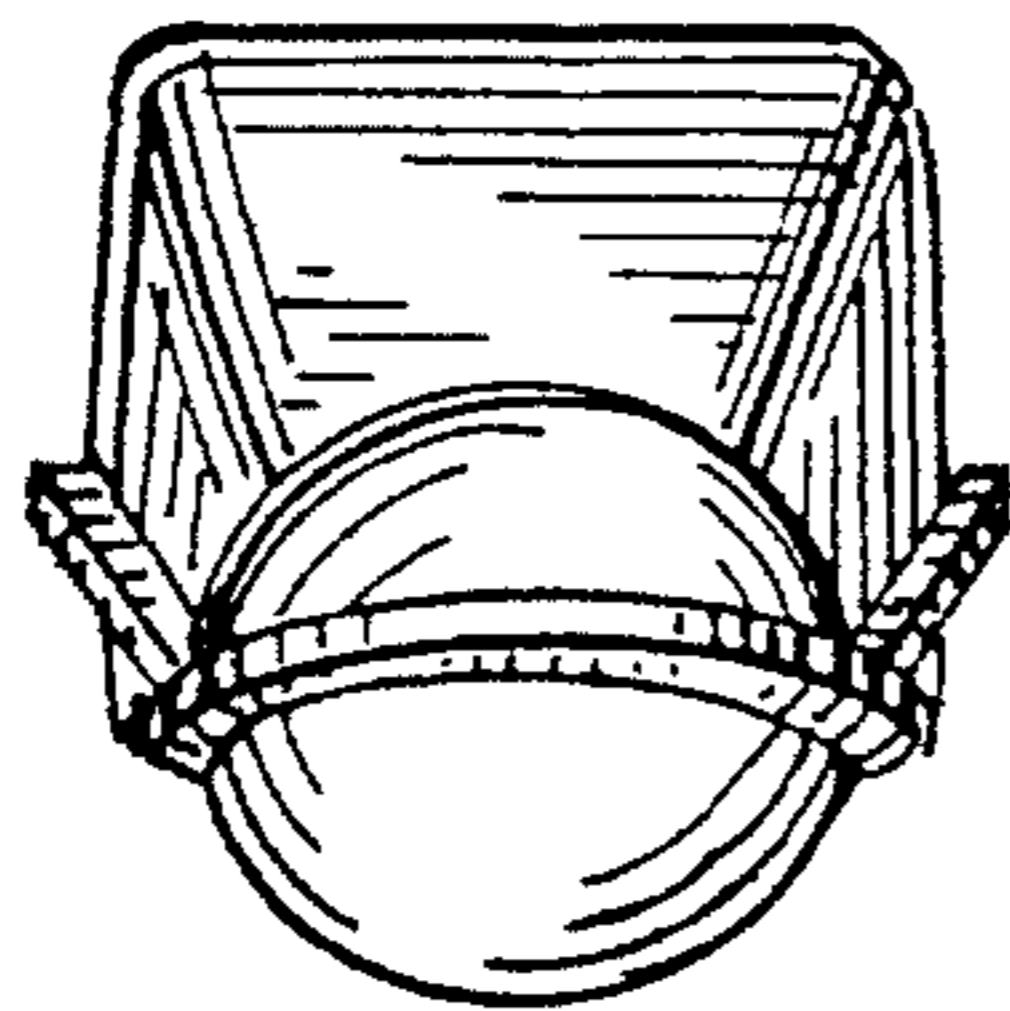


FIG. 2

FIG. 3

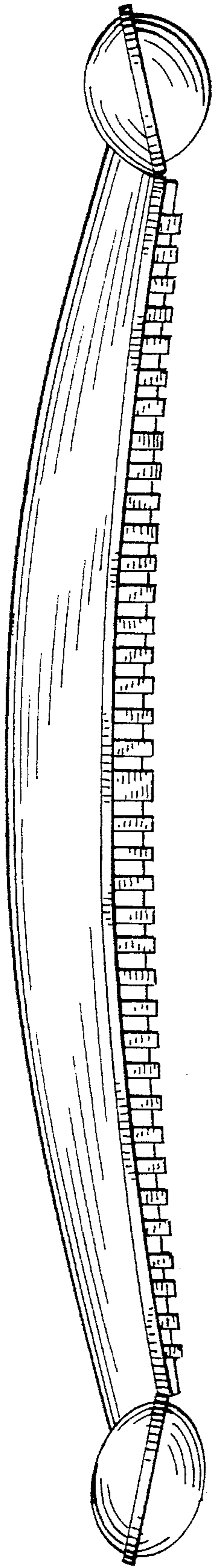


FIG. 4

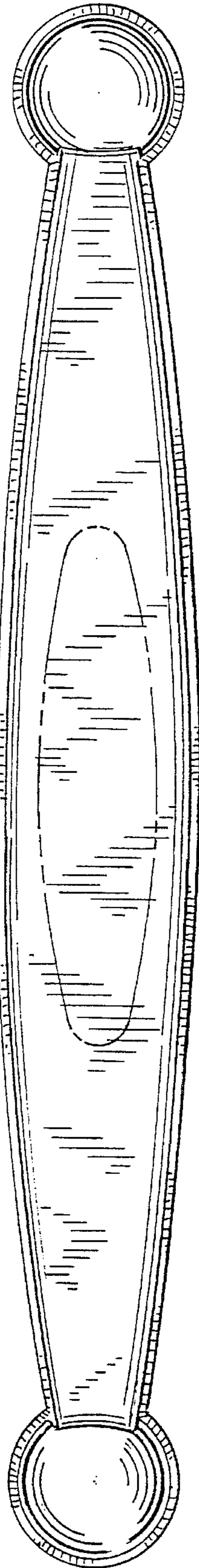


FIG. 5

