



US00D372133S

**United States Patent** [19]  
**Slear**

[11] **Patent Number: Des. 372,133**

[45] **Date of Patent: \*\*Jul. 30, 1996**

[54] **BENCH**

[76] **Inventor: Carl A. Slear, 788 Mercer Rd., Butler, Pa. 16001**

[\*\*] **Term: 14 Years**

[21] **Appl. No.: 43,547**

[22] **Filed: Sep. 7, 1995**

[52] **U.S. Cl. .... D6/370; D6/381**

[58] **Field of Search ..... D6/334, 370, 371, D6/373, 374, 379, 380, 381; 297/232**

[56] **References Cited**

**U.S. PATENT DOCUMENTS**

D. 83,835	3/1931	Ross .....	D6/370
D. 278,955	5/1985	Syme et al. ....	d6/381
D. 340,591	10/1993	Lamalle .....	D6/370
D. 345,261	3/1994	Chen .....	D6/370

**OTHER PUBLICATIONS**

Country Casual, ©1992, bench on front cover.  
Smith & Hawken, 1992, p. 18, bench at mid-paper right.

*Primary Examiner*—Gary D. Watson  
*Attorney, Agent, or Firm*—Webb Ziesenheim Bruening  
Logsdon Orkin & Hanson

[57] **CLAIM**

The ornamental design for a bench, as shown and described.

**DESCRIPTION**

FIG. 1 is a front elevation view of a bench according to my new design;


FIG. 2 is a rear elevation view thereof;

FIG. 3 is a top plan view thereof;

FIG. 4 is a bottom plan view thereof; and

FIG. 5 is a right side elevation view thereof, the opposite side elevation view of which is a mirror image.

**1 Claim, 2 Drawing Sheets**






FIG. 1




FIG. 2




FIG. 3

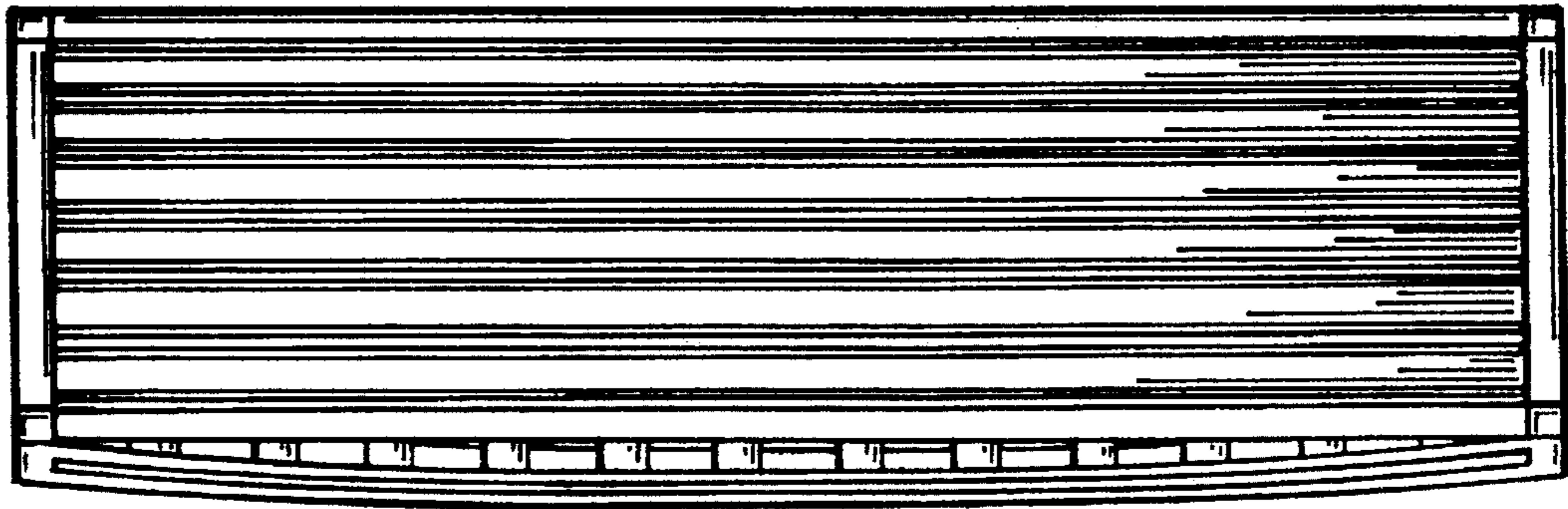


FIG. 4




FIG. 5