



US00D372130S

United States Patent [19]

Feldman et al.

[11] Patent Number: Des. 372,130

[45] Date of Patent: **Jul. 30, 1996

[54] BRUSH HANDLE

[75] Inventors: Alan B. Feldman, Salem, Va.; David B. Joyner, Cary, N.C.

[73] Assignee: Rubbermaid Cleaning Products, Inc., Greenville, N.C.

[**] Term: 14 Years

[21] Appl. No.: 33,476

[22] Filed: Jan. 13, 1995

[52] U.S. Cl. D4/138; D4/127

[58] Field of Search D4/127, 130, 132, D4/133, 134, 136, 137, 138; D28/63; 15/143.1, 159.1, 160, 186, 187

[56] References Cited

U.S. PATENT DOCUMENTS

15,274	1/1922	Kenner	15/120.2
D. 152,654	2/1994	Rodriquez	D4/138
D. 176,156	11/1955	Racicot	D4/137
D. 183,065	6/1958	Schotland	D28/63
D. 193,174	7/1962	Huxtable	D4/138
D. 227,826	7/1973	Lindbo	D4/133
D. 227,827	7/1973	Lindbo	D4/132
D. 241,091	8/1976	Ahlstrom et al.	D4/133
D. 305,481	1/1990	Bruno et al.	D4/132
D. 309,530	7/1990	Gingras	D4/138
D. 309,984	8/1990	Gingras	D4/138
D. 310,754	9/1990	Gingras	D4/138
D. 314,282	2/1991	Gingras	D4/138
D. 333,217	2/1993	Gingras	D4/135
D. 334,845	4/1993	Ricciareli et al.	D4/138
D. 336,992	7/1993	Murphy et al.	D4/134
D. 344,634	3/1994	Berti	D4/138
D. 345,653	4/1994	Joyner et al.	D4/138
D. 347,327	5/1994	Ricciarelli et al.	D4/138
D. 349,193	8/1994	Sloan et al.	D4/118
D. 350,029	8/1994	Murphy et al.	D4/138
D. 351,285	10/1994	Joyner et al.	D4/120
D. 353,940	1/1995	Joyner et al.	D4/120
4,145,787	3/1979	Bastian	15/229
4,345,351	8/1982	Moss et al.	15/144
4,457,038	7/1984	Hammond	15/145
4,473,918	10/1984	Moss et al.	15/144 R
5,205,012	4/1993	Coley	15/210.1

OTHER PUBLICATIONS

Pp. 12 and 15, Brush handles; Sparta Brush Co, Sparta Sanitary Supply Catalog, Catalog No. 800, P O Box 317, Sparta, Wisconsin 54656. Published at least as early as Dec., 1987.

Pp. 3, 9 and 10, Brush handles; Flo-Pac Food Service Catalog No. 146. Three locations: Four City Brush Company, 918 North 3rd Street, Minneapolis, Minnesota 55401; South Easter Brush Co., 1120 Oakleigh Drive, East Point, Georgia 30344; Pacific Coast Brush Co, 2030 East 7th Street, Los Angeles, California 90021. Published at least as early as Dec., 1987.

Pp. 14 and 16, Brush handles; The Laitner Brush Co., Sanitary Supply, 2000 Brooklyn Ave., Detroit, Michigan 48226. Published at least as early as Dec., 1987.

Sell sheet, Brush handles; Wilen Manufacturing Co., Street address and city unknown, Georgia. Published at least as early as Dec., 1987.

P. 13, Brush handles; Moran Brush Manufacturing Co., Brushes for Trade and Industry, Manila Avenue, Hamden, Connecticut 06514. Published at least as early as Dec., 1987.

Pp. 56, 57 and 58, Brush handles; Zimmerman Brush Co., Catalog No. 780, 900 West Lake Street, Chicago, Illinois 60607. Published at least as early as Dec., 1987.

P. 22, Brush handles; Malish Brush 7 Specialty Catalog No. 983, 4260 Hamann Parkway, P. O. Box 770, Willoughby, Ohio 44094. Publication date Feb., 1985.

P. 24, Brush handles; Vining Industries, 2530 Columbus Avenue, P. O. Box 1606, Springfield, Ohio 45501. Published at least as early as Dec., 1987.

Sell sheet, Brush handles; Wright Bernet Quality Brushes, 3001 Symmes Road, Hamilton, Ohio 45015. Published at least as early as Dec., 1987.

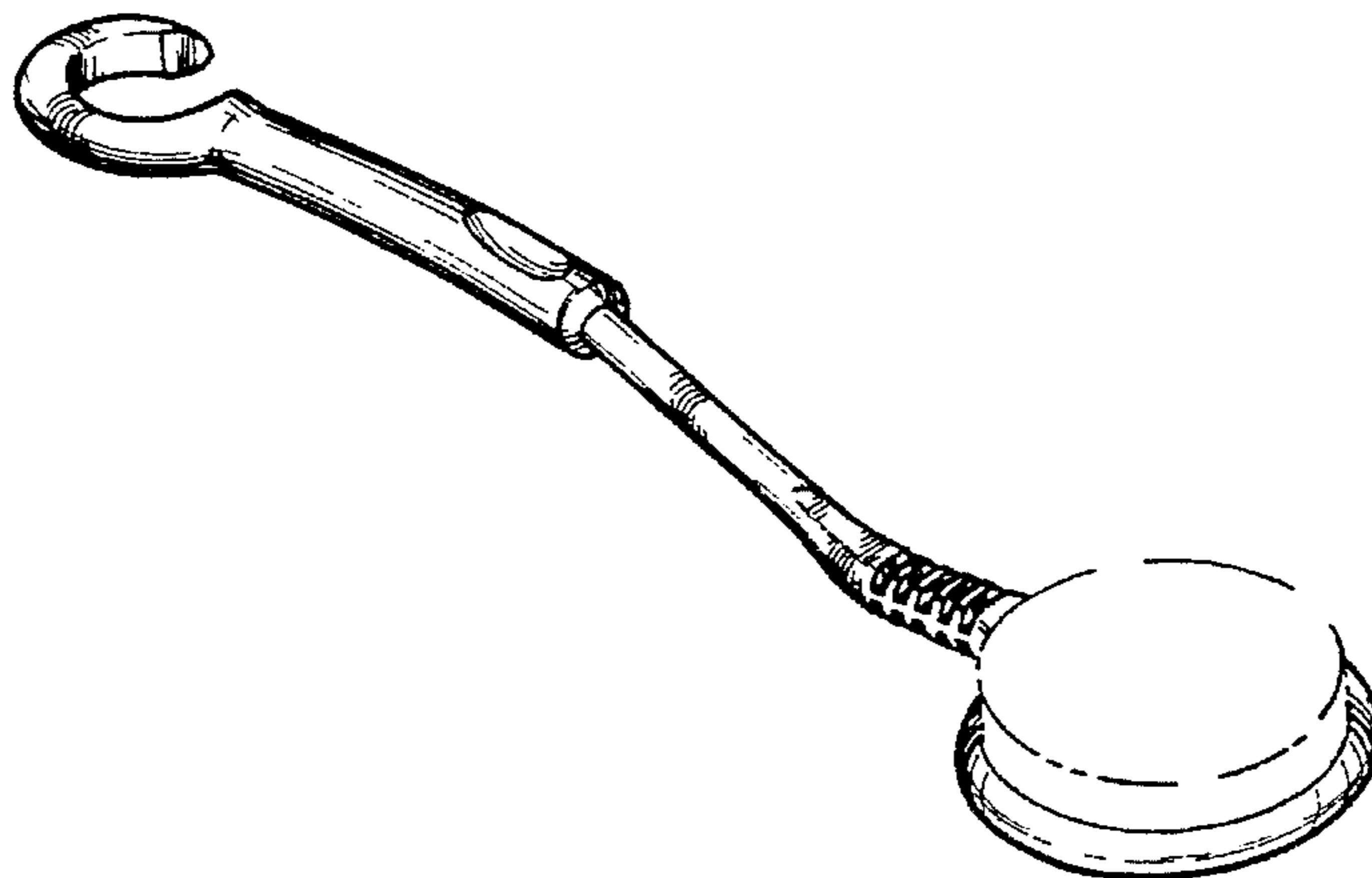
Pp. S1.11, S1.12 and S1.6, Brush handles; National Brush Company, 101 West Illinois Avenue., P. O. Box 1118, Aurora, Illinois 60507. Publication date 1993.

Pp. 2, 4, 5, 10, 32, 34, 37, 46 and 50; Brush handles; Empire Brushes, Inc., U.S. Highway 13 North, P.O. Box 1606, Greenville, North Carolina 27835. Publication date Jan., 1, 1993.

Primary Examiner—A. Hugo Word

Assistant Examiner—Lavone Tabor

Attorney, Agent, or Firm—Richard B. O'Planick; Lisa B. Riedesel



[57]

CLAIM

The ornamental design for a brush handle, as shown and described.

DESCRIPTION

FIG. 1 is a top right front perspective view of a brush handle showing our new design. The broken lines are for illustrative purposes only and form no part of the claimed design;

FIG. 2 is a top plan view thereof; the bottom plan view being a mirror image;

FIG. 3 is a right side elevational view thereof;

FIG. 4 is a left side elevational view thereof;

FIG. 5 is a rear elevational view thereof; and,

FIG. 6 is a front elevational view thereof.

1 Claim, 2 Drawing Sheets

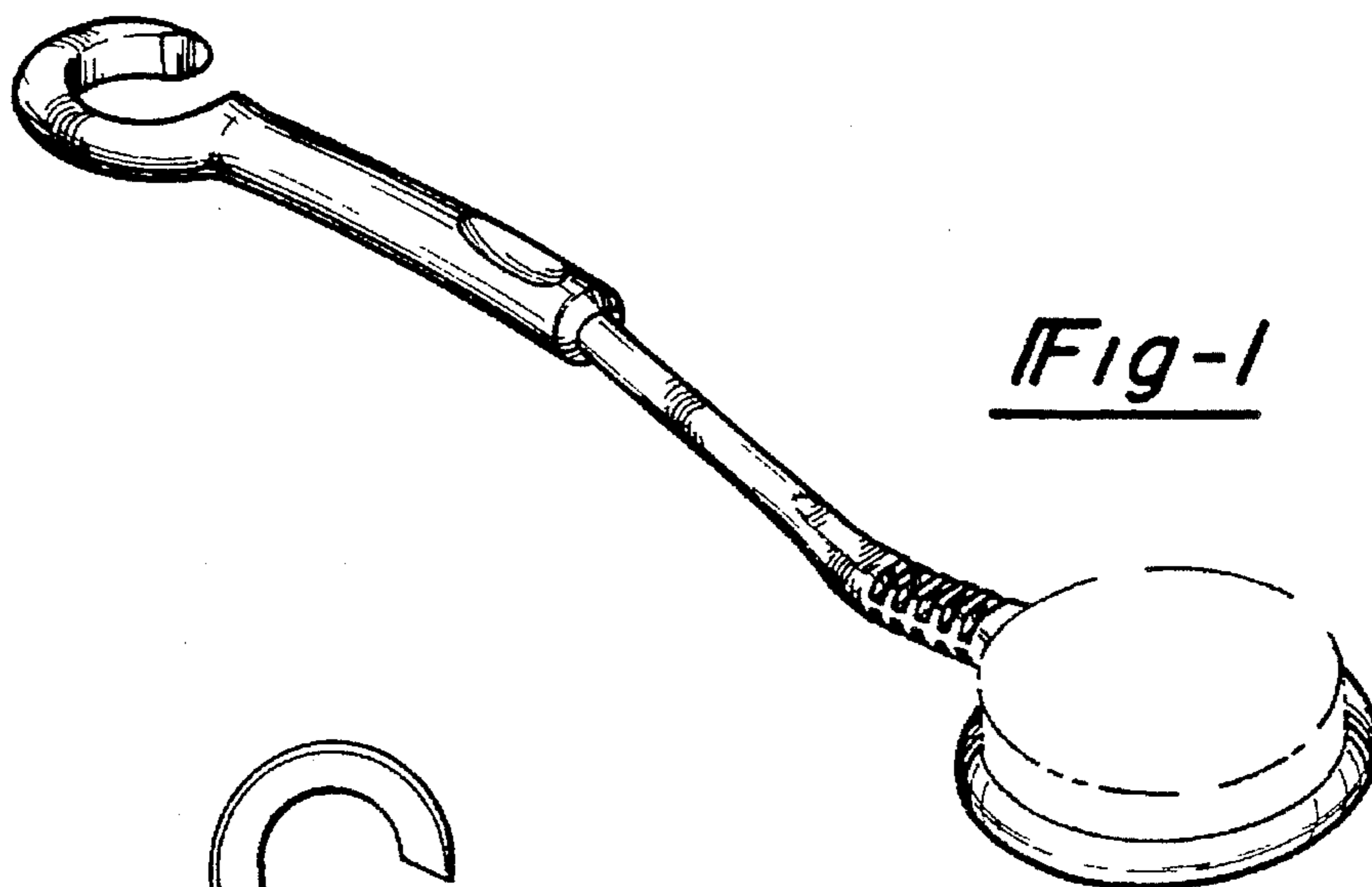


Fig-1

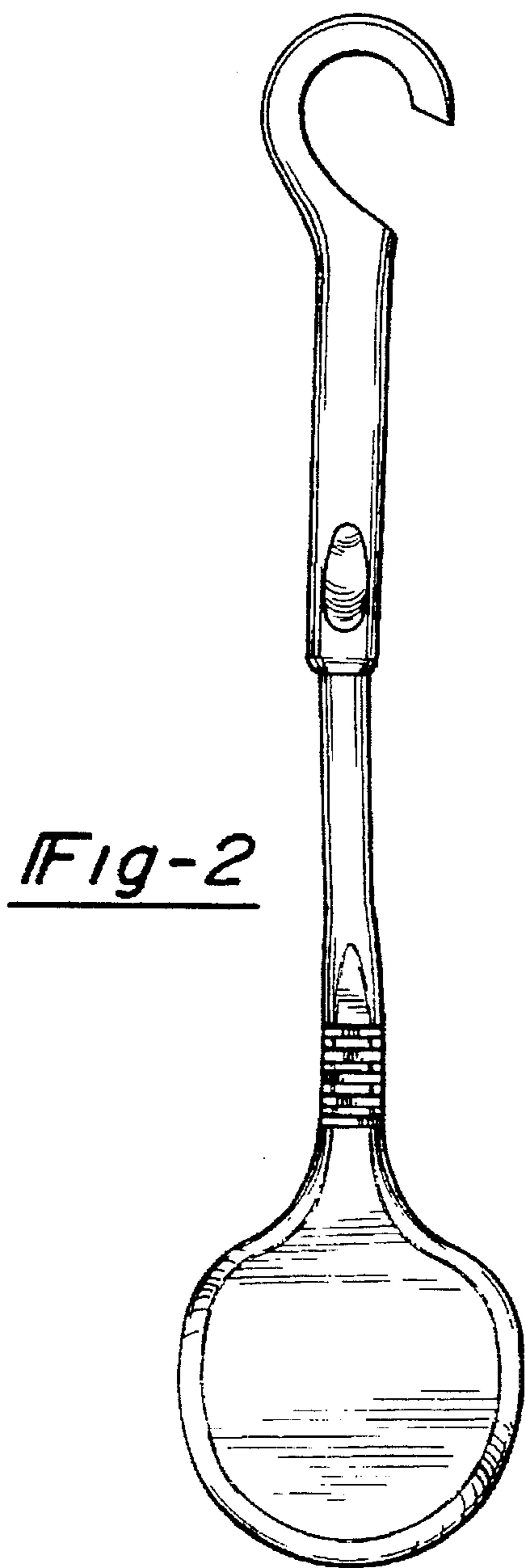


Fig-2

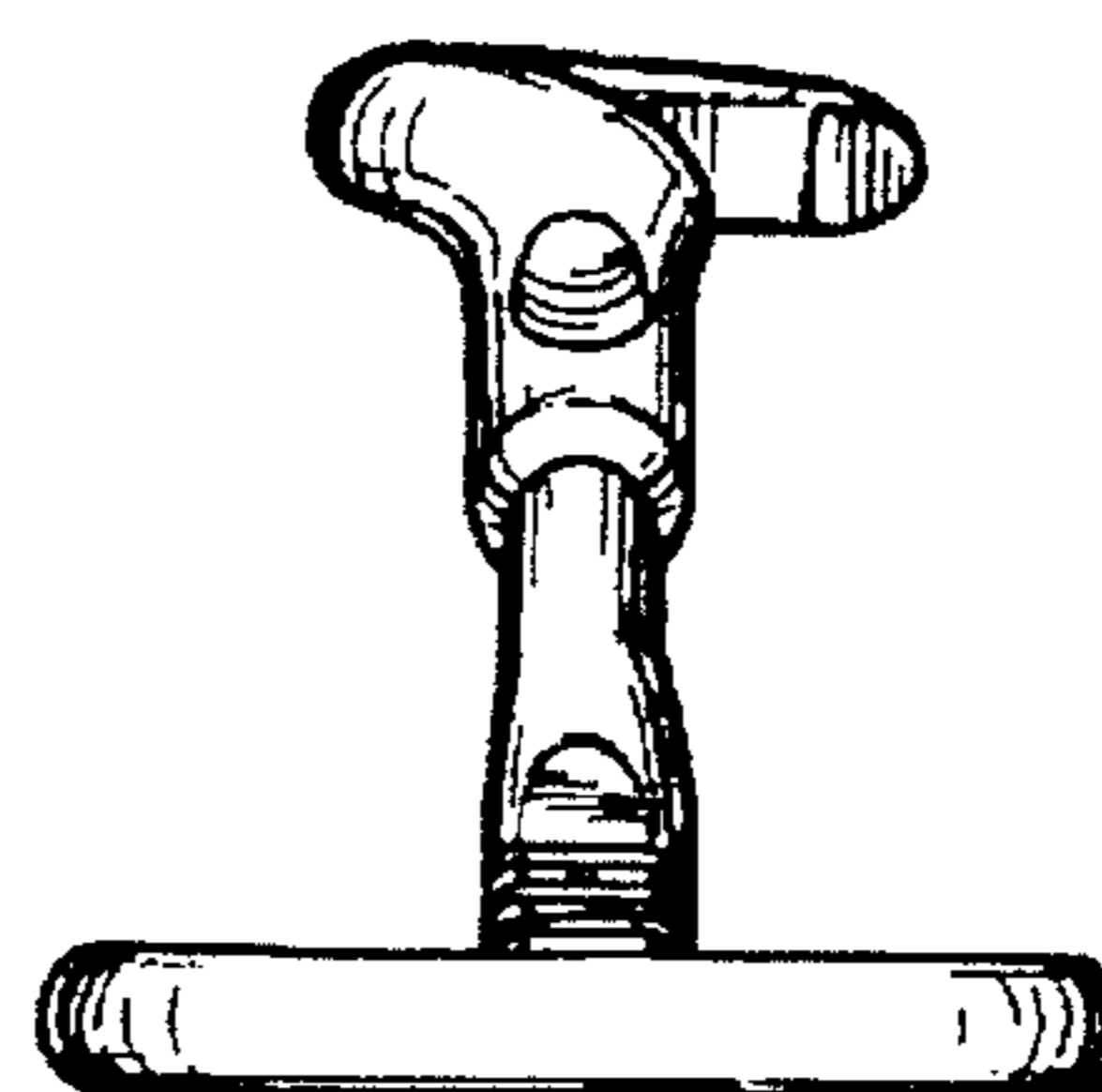


Fig-3




Fig-4

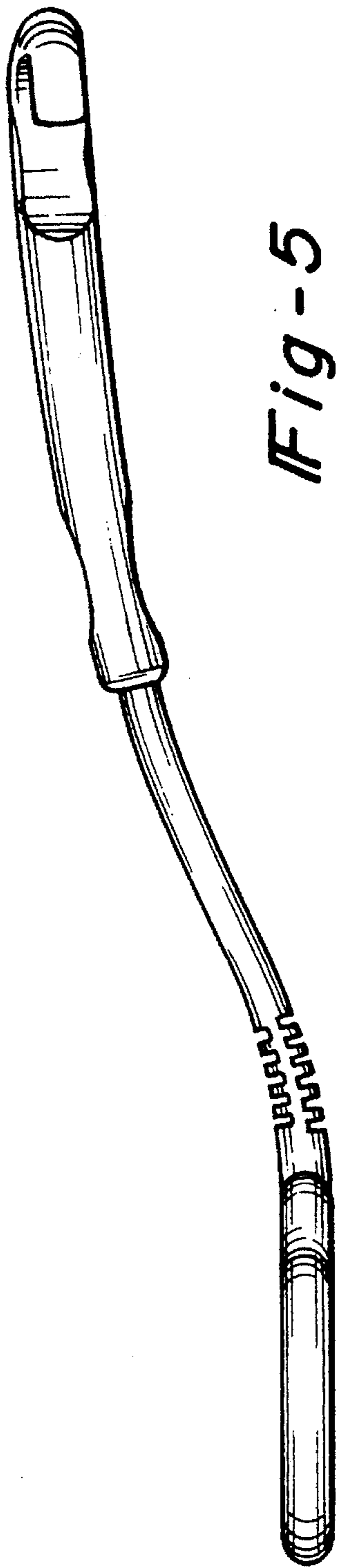


Fig-5

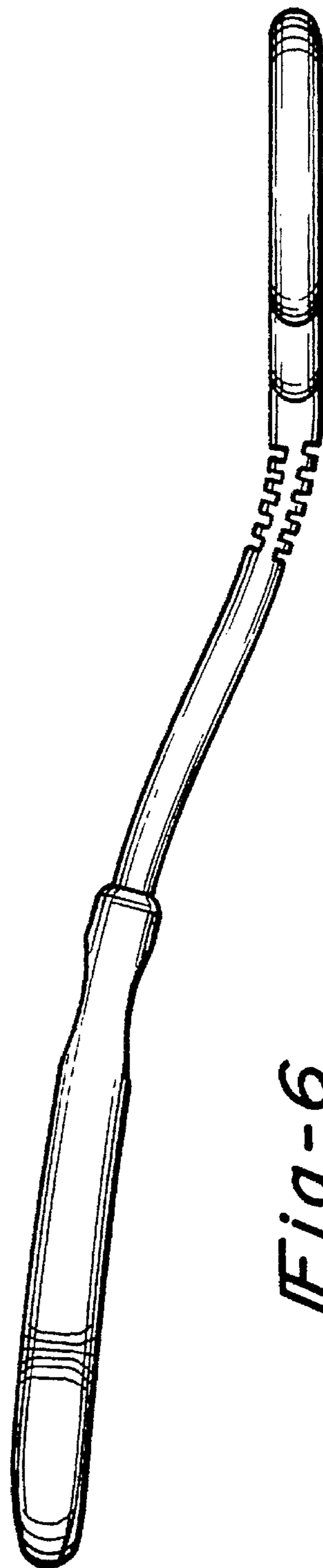


Fig-6