



US00D372126S

United States Patent [19]

[11] Patent Number: **Des. 372,126**

Martinez et al.

[45] Date of Patent: ****Jul. 30, 1996**

[54] AUXILIARY GOLF BAG

[76] Inventors: **Dorothy Martinez**, 841 Santa Maria Way, Lafayette, Calif. 94549; **Brad Scobey**, 6555 Rubio, Van Nuys, Calif. 91406

[**] Term: **14 Years**

[21] Appl. No.: **38,690**

[22] Filed: **May 11, 1995**

[52] U.S. Cl. **D3/320**

[58] Field of Search D3/320, 255, 259; D21/223, 234; D34/15; 206/315.1, 315.2, 315.3, 315.4, 315.5, 315.6, 315.7, 315.8, 315.9

[56] References Cited

U.S. PATENT DOCUMENTS

D. 322,831	12/1991	Cantwell	D3/255	X
2,453,565	11/1948	Barden	206/315.7	X
3,465,993	9/1969	Muehlhausen	D21/223	X
3,593,766	7/1971	Harmon et al.	206/315.7	

Primary Examiner—Doris V. Coles

Assistant Examiner—Catherine L. Oliver
Attorney, Agent, or Firm—Frank L. Zugelter

[57] CLAIM

The ornamental design for an auxiliary golf bag, as shown.

DESCRIPTION

FIG. 1 is a perspective view of an auxiliary golf bag embodying the inventive design;

FIG. 2 is a left side elevational view of the auxiliary golf bag of FIG. 1;

FIG. 3 is a front elevational view of the auxiliary golf bag of FIG. 1;

FIG. 4 is a right side elevational view of the auxiliary golf bag of FIG. 1;

FIG. 5 is a rear elevational view of the auxiliary golf bag of FIG. 1;

FIG. 6 is a top plan view of the auxiliary golf bag of FIG. 1; and,

FIG. 7 is a bottom plan view of the auxiliary golf bag of FIG. 1.

The broken line showing of golf clubs in FIG. 1 is for illustrative purposes only and forms no part of the claimed design.

1 Claim, 2 Drawing Sheets

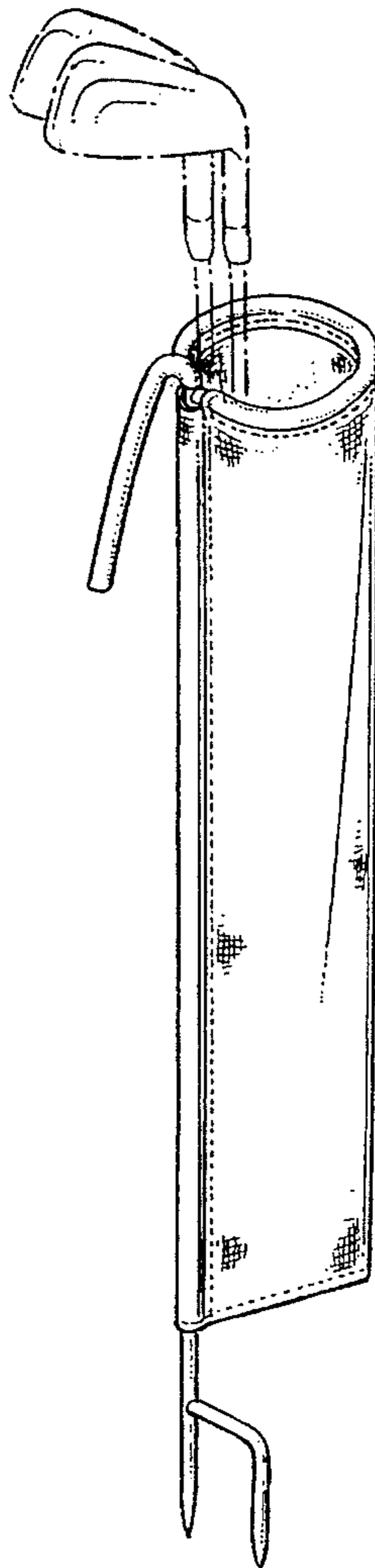


FIG. 1.

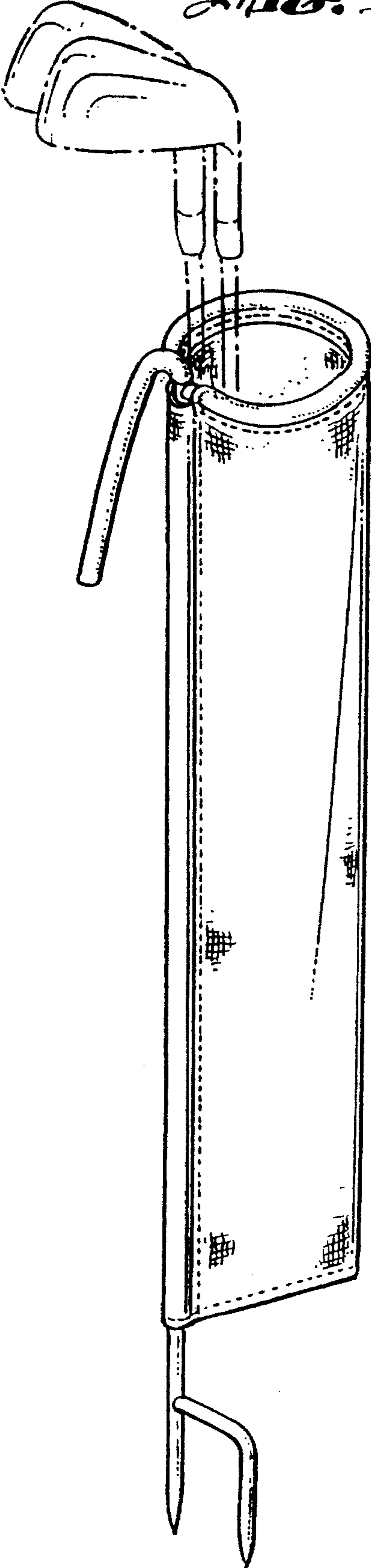


FIG. 2.

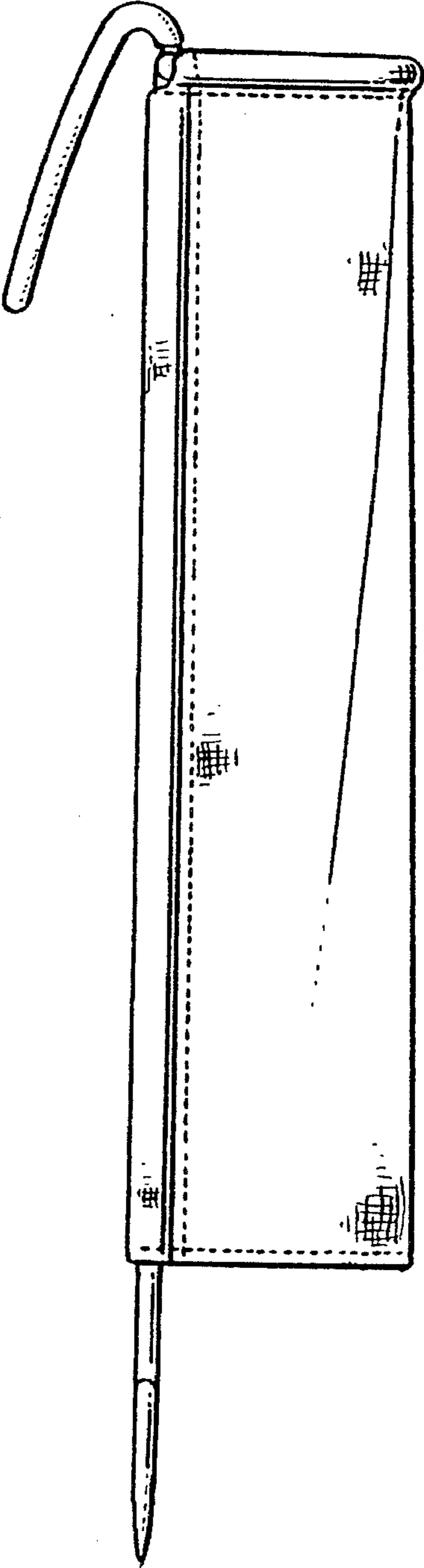


FIG. 6.

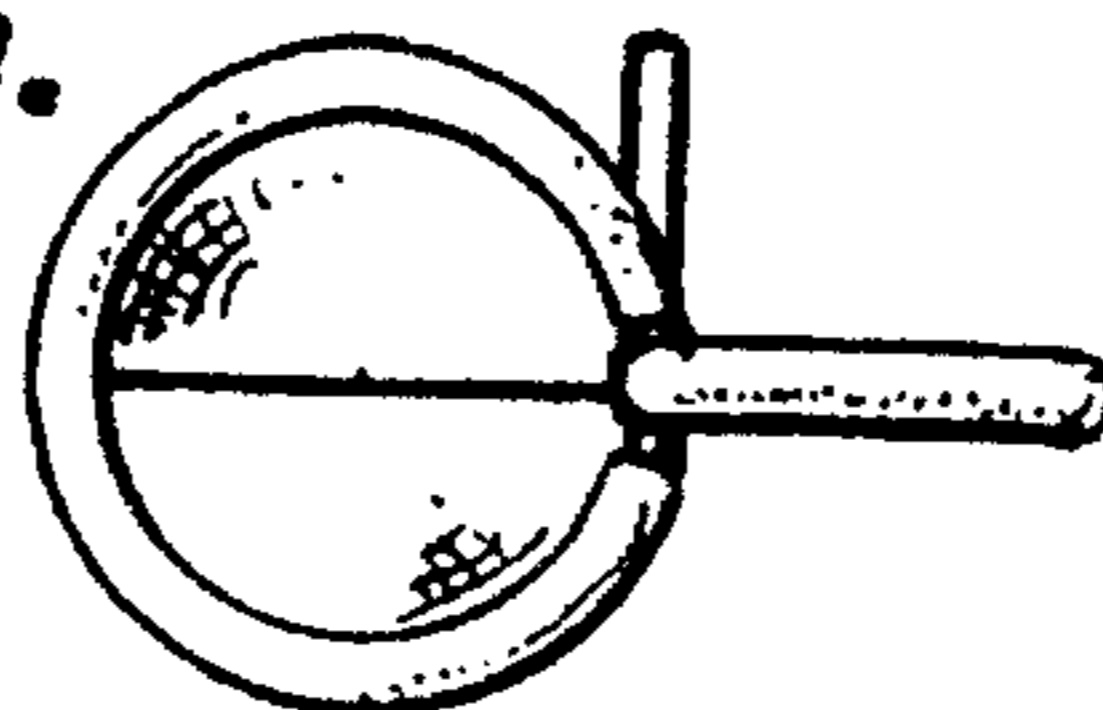


FIG. 3.

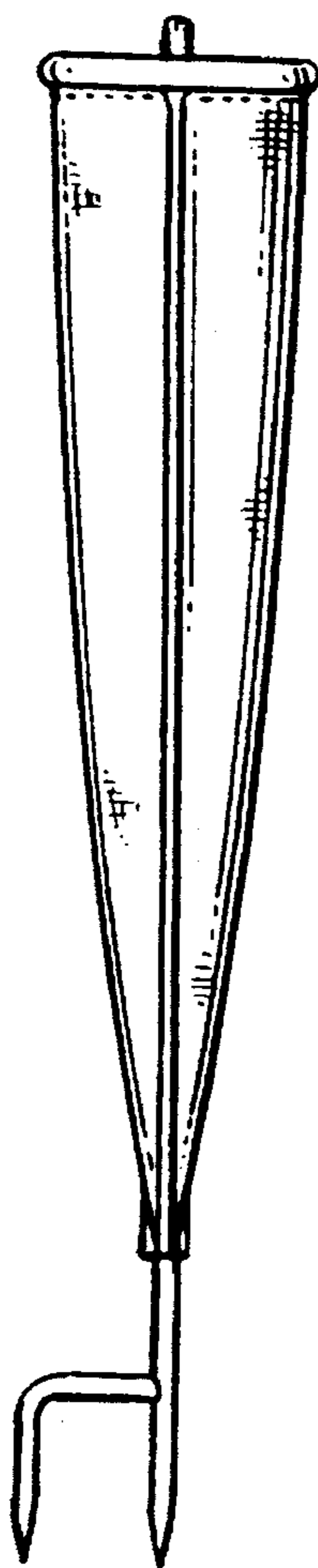


FIG. 4.

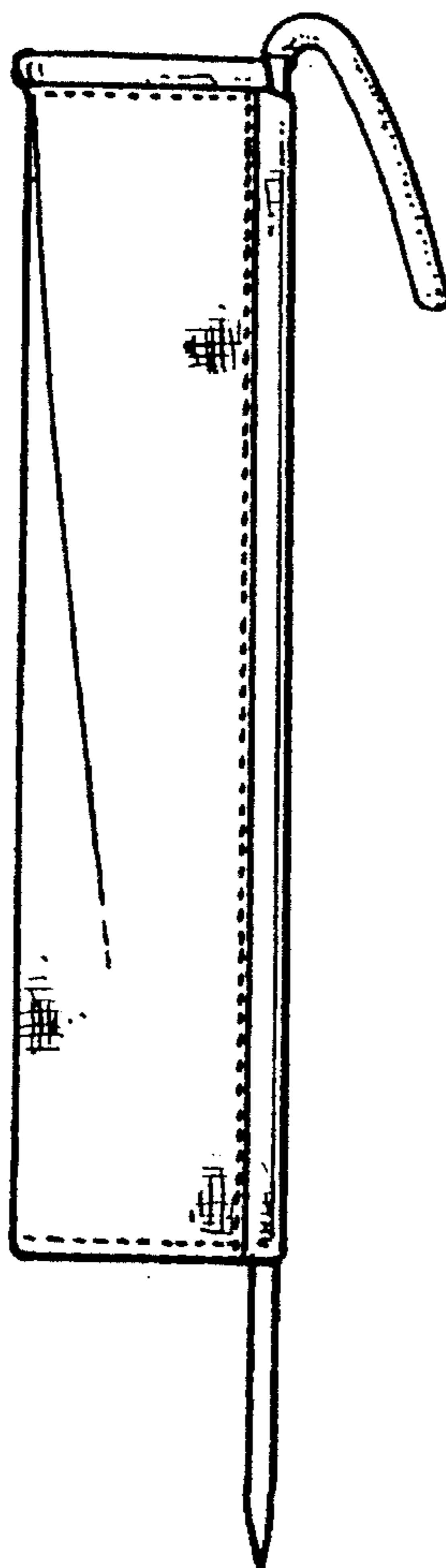


FIG. 5.

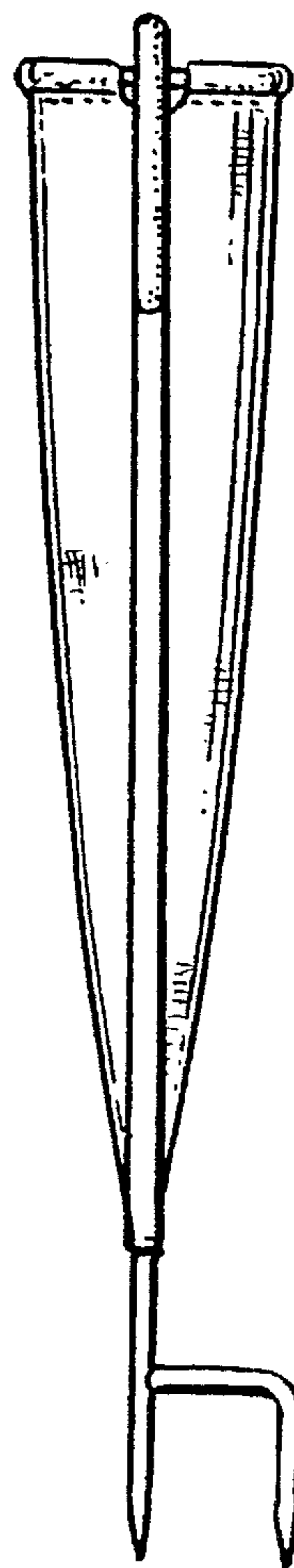


FIG. 7.

