



US00D372121S

United States Patent [19]
Rowe

[11] **Patent Number:** **Des. 372,121**
[45] **Date of Patent:** ****Jul. 30, 1996**

[54] **GUN CASE**

Attorney, Agent, or Firm—Robert W. J. Usher

[75] Inventor: **Stephen J. Rowe**, Compton, England

[57] **CLAIM**

[73] Assignee: **Napier Ltd.**, London, Great Britain

The ornamental design for a gun case, as shown and described.

[**] Term: **14 Years**

[21] Appl. No.: **36,860**

DESCRIPTION

[22] Filed: **Mar. 29, 1995**

FIG. 1 is a front elevational view of the gun case, in closed condition, with an inner case protruding from one end;

[30] **Foreign Application Priority Data**

FIG. 2 is a rear elevational view thereof;

Oct. 1, 1994 [GB] United Kingdom 2042319

FIG. 3 is a front view, with the inner case folded inside;

[52] **U.S. Cl.** **D3/262**

FIG. 4 is a rear view thereof;

[58] **Field of Search** D3/262, 254; 224/910,
224/913; 206/314, 315.1, 315.11, 317

FIG. 5 is an exterior plan view, in open condition, with the inner case extended;

[56] **References Cited**

U.S. PATENT DOCUMENTS

3,191,652 6/1965 Benson et al. 206/317

FIG. 6 is an interior plan view thereof;

3,437,247 4/1969 Gantress 206/317

FIG. 7 is an interior plan view, with the inner case folded;

3,865,166 2/1975 Pedro D3/262 X

FIG. 8 is a front view, in closed condition, the inner case folded inside; and,


OTHER PUBLICATIONS

FIG. 9 is a rear view thereof.

Cabela's, Heavy Canvas Duck Gun Cases, Fall 1994, p. 220.

Primary Examiner—Doris V. Coles
Assistant Examiner—Catherine R. Oliver

1 Claim, 6 Drawing Sheets






FIG 1

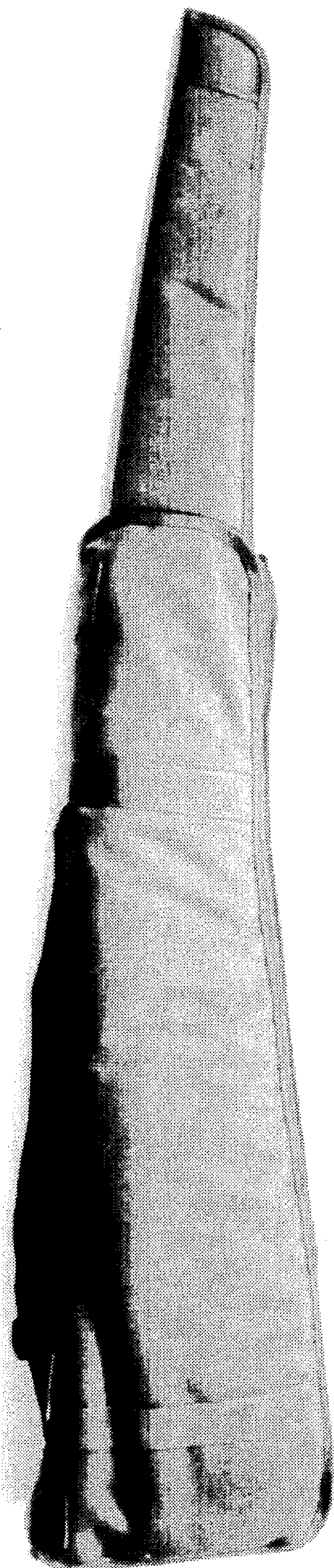


FIG 2




FIG 3




FIG 4



FIG 5




FIG 6




FIG 7




FIG 8




FIG.9