



US00D372118S

United States Patent [19]

[11] Patent Number: **Des. 372,118**

Moss et al.

[45] Date of Patent: ****Jul. 30, 1996**

[54] **SPOOL**

4,103,837 8/1978 Peters 242/118.3 X

[75] Inventors: **James R. Moss**, Satellite Beach, Fla.;
John P. Gardiner, Londonderry, N.H.;
Edwin G. Theriault, Hudson, N.H.;
Douglas D. Fuller, Contoocook, N.H.

FOREIGN PATENT DOCUMENTS

0312508 4/1989 European Pat. Off. 242/118
0077052 5/1985 Japan 242/118

[73] Assignee: **Presstek, Inc.**, Hudson, N.H.

Primary Examiner—Louis S. Zarfaz
Assistant Examiner—Frank Martinez
Attorney, Agent, or Firm—Cesari and McKenna

[**] Term: **14 Years**

[57] CLAIM

[21] Appl. No.: **38,362**

The ornamental design for a spool, as shown.

[22] Filed: **May 4, 1995**

DESCRIPTION

[52] U.S. Cl. **D3/24**

[58] Field of Search D3/24, 20, 23;
242/118, 118.3, 118.61, 118.1, 118.11


FIG. 1 is an isometric view from the front of a spool incorporating our design;
FIG. 2 is a front elevational view thereof;
FIG. 3 is a rear elevational view thereof;
FIG. 4 is a left side elevational view thereof;
FIG. 5 is a right side elevational view thereof;
FIG. 6 is a top plan view thereof; and,
FIG. 7 is a bottom plan view thereof.

[56] References Cited

U.S. PATENT DOCUMENTS

D. 237,658 11/1975 Bildal et al. D3/24
D. 282,312 1/1986 Dick D3/24
1,828,337 10/1931 Mossberg 242/118
2,217,459 10/1940 Slaughter 242/118.1

1 Claim, 2 Drawing Sheets



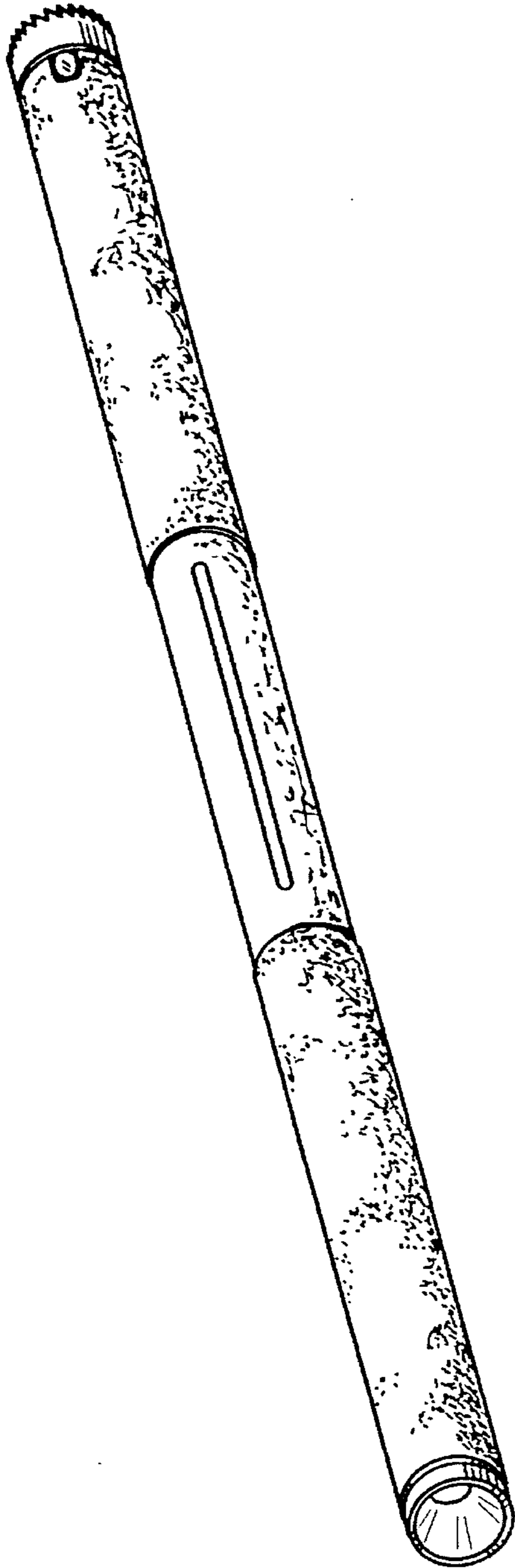


FIG. 1



FIG. 2




FIG. 3



FIG. 4



FIG. 5




FIG. 6




FIG. 7