



US00D372094S

United States Patent [19]

Bergström et al.

[11] Patent Number: **Des. 372,094**

[45] Date of Patent: ****Jul. 23, 1996**

[54] **DEPTH GAUGE FOR USE IN ORAL IMPLANTOLOGY**

[75] Inventors: **Nils G. Bergström, Vagnhärad; Leif Broberg, Göteborg; Anders Holmén, Hoväs, all of Sweden**

[73] Assignee: **Astra Aktiebolag, Sodertalje, Sweden**

[**] Term: **14 Years**

[21] Appl. No.: **7,637**

[22] Filed: **Apr. 28, 1993**

[30] **Foreign Application Priority Data**

Oct. 28, 1992 [SE] Sweden 92-2223

[52] U.S. Cl. **D24/154**

[58] Field of Search D24/140, 176-82,
D24/152-4; D10/64, 70-71; 433/73-3,
75

[56] **References Cited**

U.S. PATENT DOCUMENTS

- D. 216,796 3/1970 Weissman D24/152
- D. 243,123 1/1977 Shen et al. D24/140
- D. 258,911 4/1981 Sandel D10/70 X
- D. 346,752 5/1994 Krusling et al. D10/64

- 3,878,611 4/1975 Seaman 433/72
- 4,047,303 9/1977 Ziofsky et al. 433/72
- 4,568,282 2/1986 Bogdanoff 433/72
- 4,571,180 2/1986 Kulick 433/72
- 4,571,181 2/1986 Berger 433/72

OTHER PUBLICATIONS

"Astra Implant System Components and Instruments", Oct. 1990.

"Astra Tech Implant Dental System Components and Instruments", Jun. 1992.

"Astra Tech Implant Dental System", Feb. 1992.

Primary Examiner—M. H. Tung
Attorney, Agent, or Firm—White & Case

[57] **CLAIM**

The ornamental design for a depth gauge for use in oral implantology, as shown and described.

DESCRIPTION

FIG. 1 is a side perspective view of a depth gauge for use in oral implantology.

FIG. 2 is an opposite side perspective view of the design of FIG. 1.

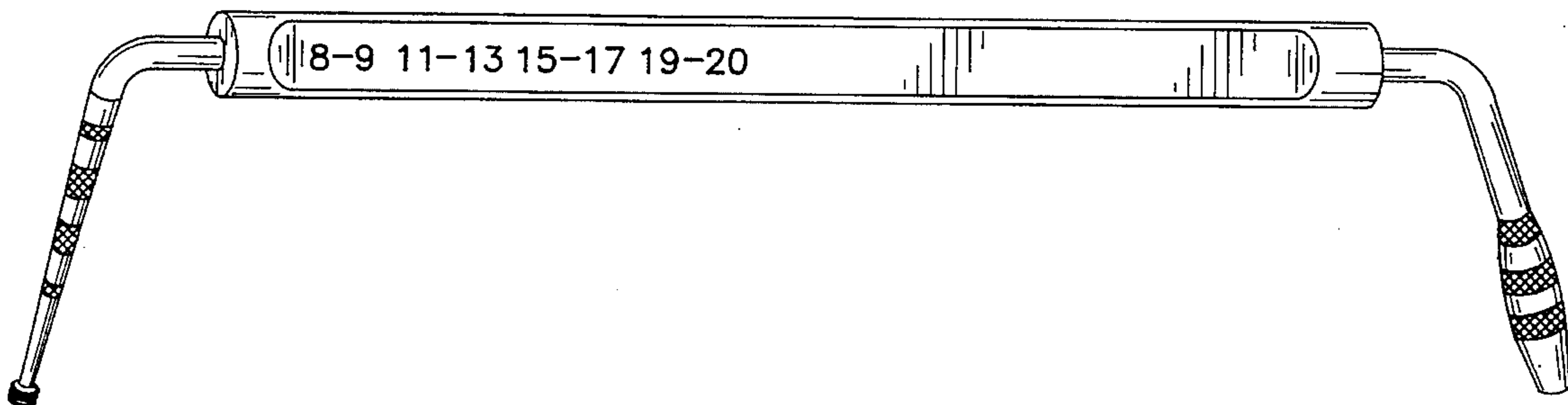
FIG. 3 is a front elevational view of the design of FIG. 1.

FIG. 4 is a rear elevational view of the design of FIG. 1.

FIG. 5 is a top view of the design of FIG. 1.

FIG. 6 is a bottom view of the design of FIG. 1.

1 Claim, 3 Drawing Sheets



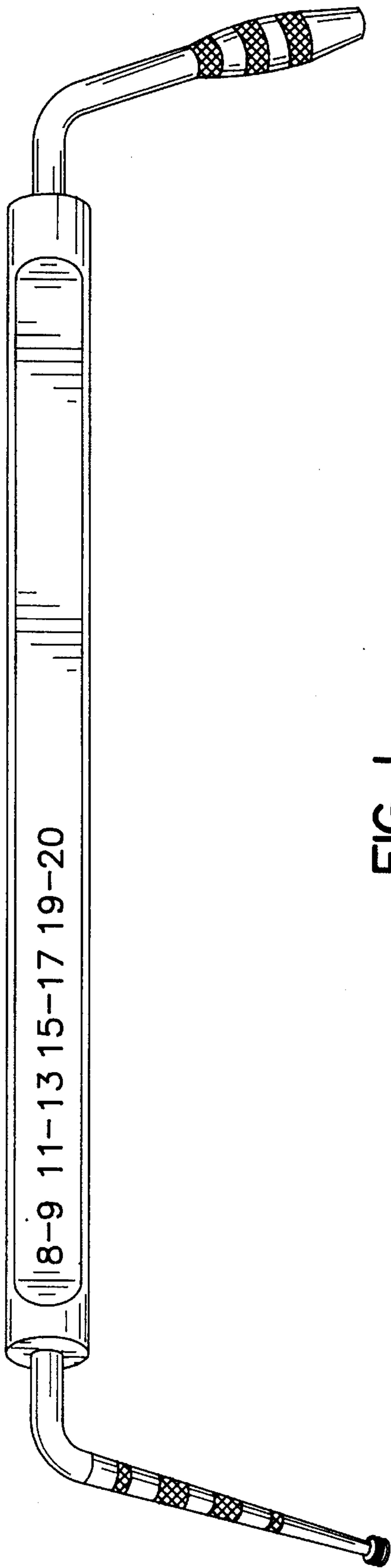


FIG. 1

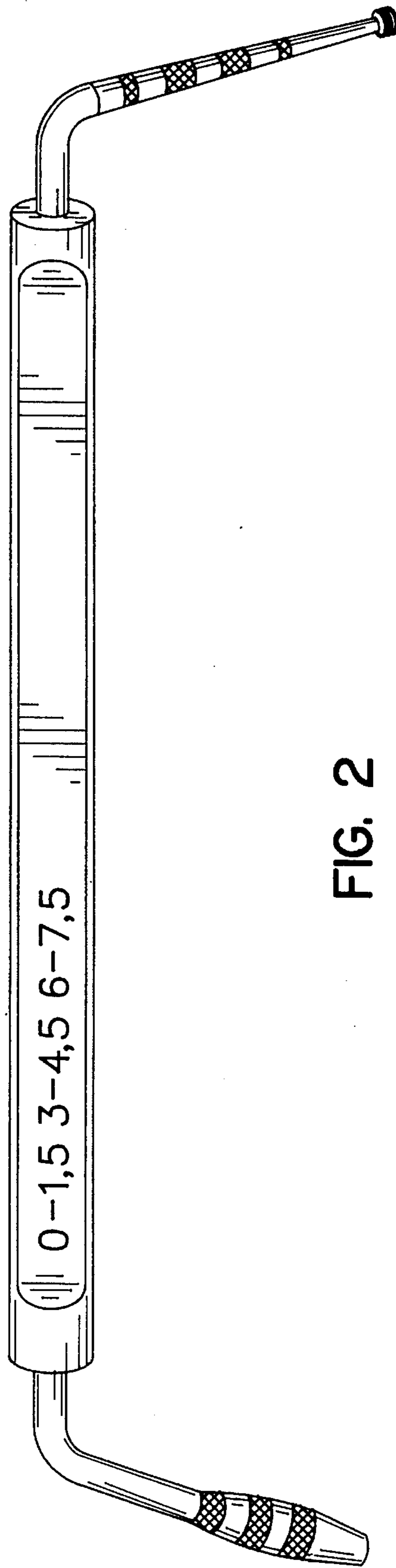


FIG. 2

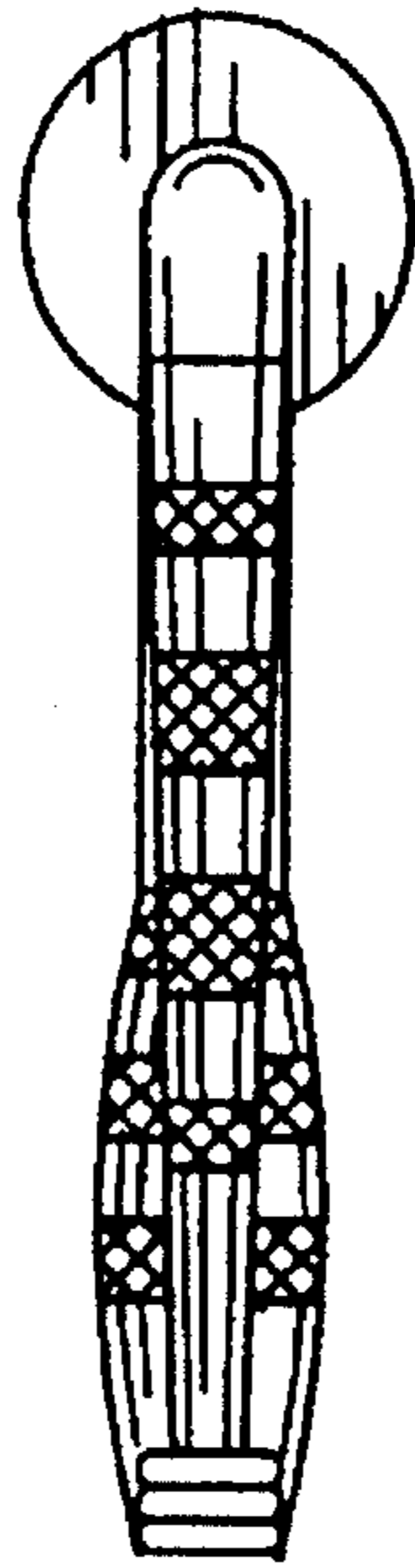


FIG. 3

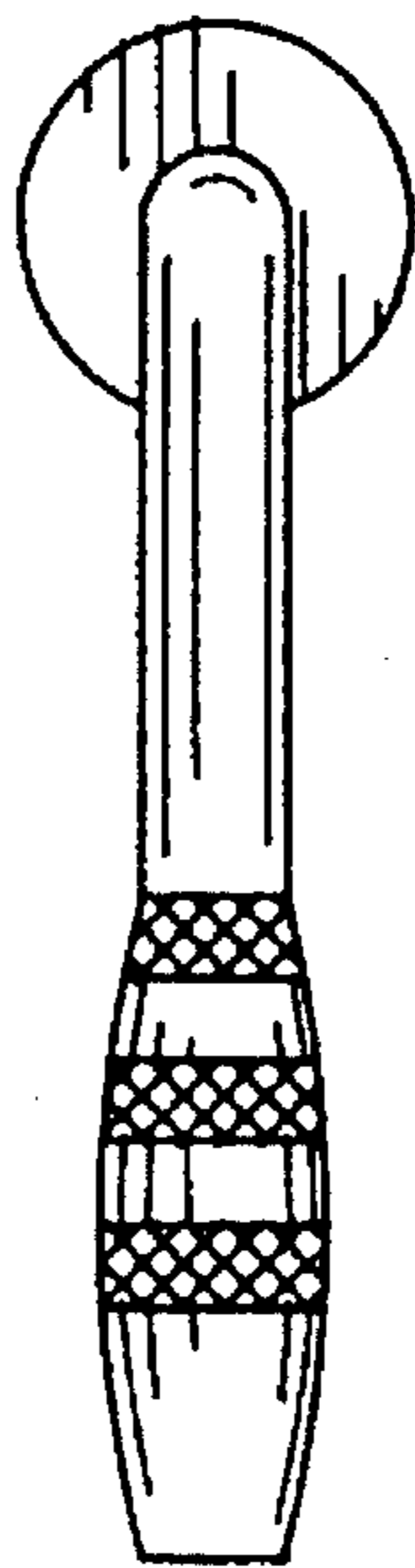


FIG. 4

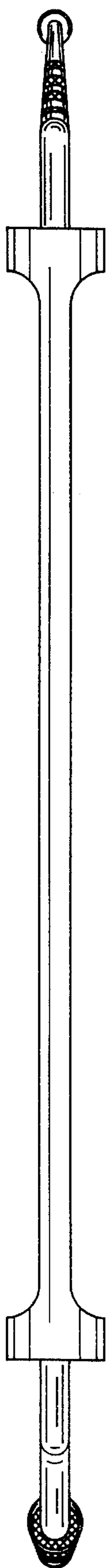


FIG. 5

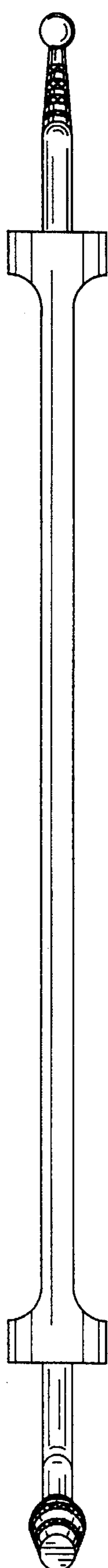


FIG. 6