



US00D372086S

United States Patent [19]

Grasso et al.

[11] Patent Number: Des. 372,086

[45] Date of Patent: **Jul. 23, 1996

[54] **ASPIRATOR ATTACHMENT FOR A SURGICAL DEVICE**

5,242,442 9/1993 Hirschfeld 606/42

FOREIGN PATENT DOCUMENTS

[75] Inventors: **Kamala J. Grasso; Cliff Ketcham**, both of Boulder; **Kevin Leiner; Lawrence K. Pacer**, both of Littleton; **Teresa Sanchez**, Broomfield, all of Colo.

2234696 2/1991 United Kingdom 219/230
92005743 4/1992 WIPO 606/42

[73] Assignee: **Valleylab Inc.**, Boulder, Colo.

Primary Examiner—Louis S. Zarfaz
Assistant Examiner—Frank Martinez
Attorney, Agent, or Firm—Peter C. Richardson; Lawrence C. Akers; Aaron Passman

[**] Term: **14 Years**

[57] CLAIM

[21] Appl. No.: **34,414**

The aspirator attachment for a surgical device, as shown and as described.

[22] Filed: **Feb. 3, 1995**

DESCRIPTION

[52] U.S. Cl. **D24/112; 606/28**

[58] **Field of Search** D24/112; 604/45, 604/47, 902; 606/28, 39, 40, 42, 43, 44; 219/229, 230, 227

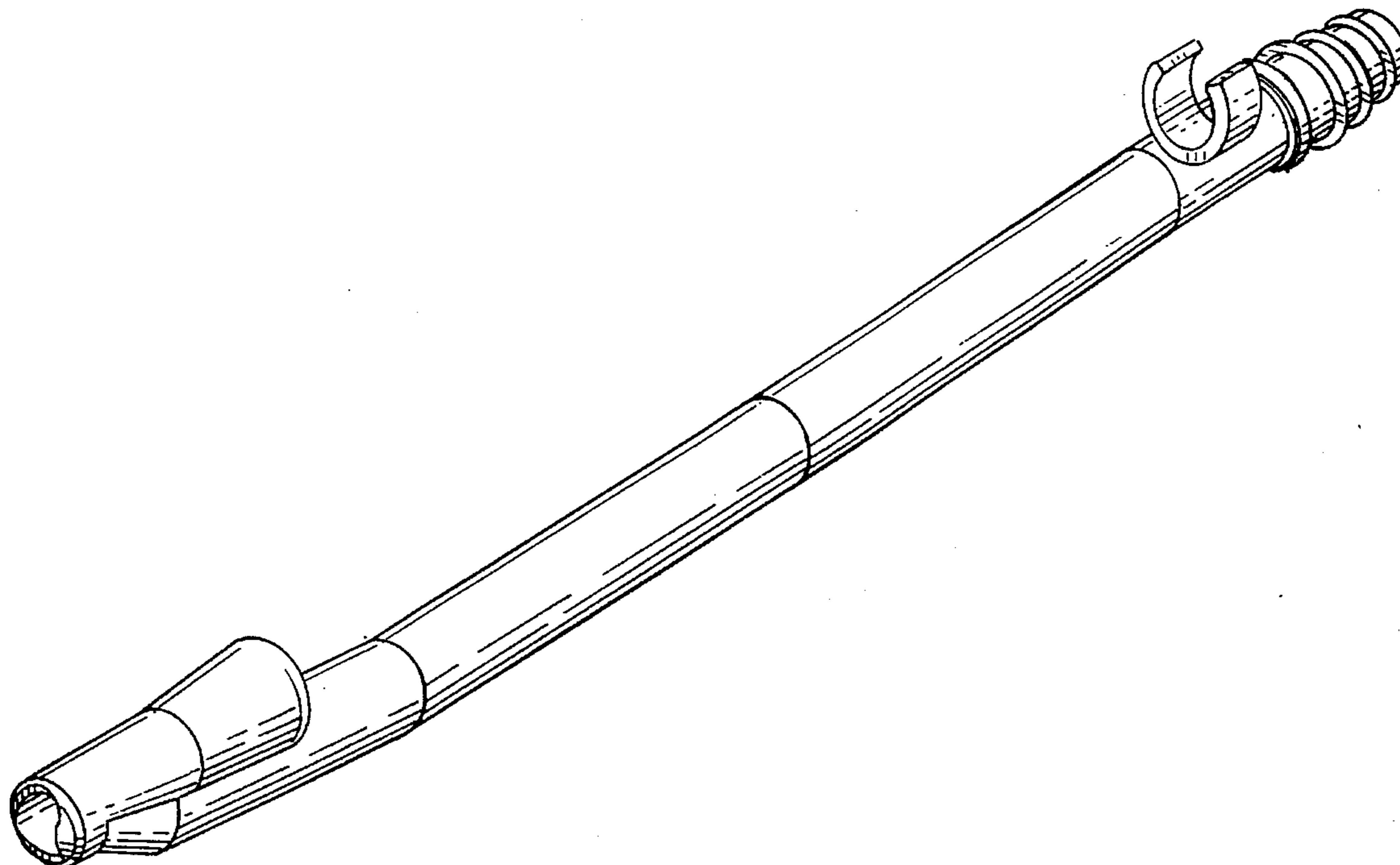
FIG. 1 is a perspective view of an aspirator attachment; FIG. 2 is a top plan view of the aspirator attachment of FIG. 1 with the surgical device removed therefrom; FIG. 3 is a side elevational view of the aspirator attachment of FIG. 1 with the surgical device removed therefrom; FIG. 4 is an enlarged end view of the left end of the aspirator attachment of FIG. 3; FIG. 5 is an enlarged end view of the right end of the aspirator attachment shown in FIG. 3; and, FIG. 6 is a perspective view of the aspirator attachment of FIG. 1, the dotted line showing of a surgical device is for illustrative purposes only and forms no part of the claimed design.

[56] References Cited

U.S. PATENT DOCUMENTS

D. 289,687	5/1987	Boyle et al.	d24/112
3,807,401	4/1974	Riggle et al.	604/902 X
3,828,780	8/1974	Morrison, Jr.	604/902 X
4,562,838	1/1986	Walker	219/230 X
4,719,914	1/1988	Johnson	606/28
5,071,418	12/1991	Rosenbaum	606/42
5,192,267	3/1993	Shapira et al.	606/28 X
5,217,457	6/1993	Delahuerga et al.	606/37 X

1 Claim, 4 Drawing Sheets



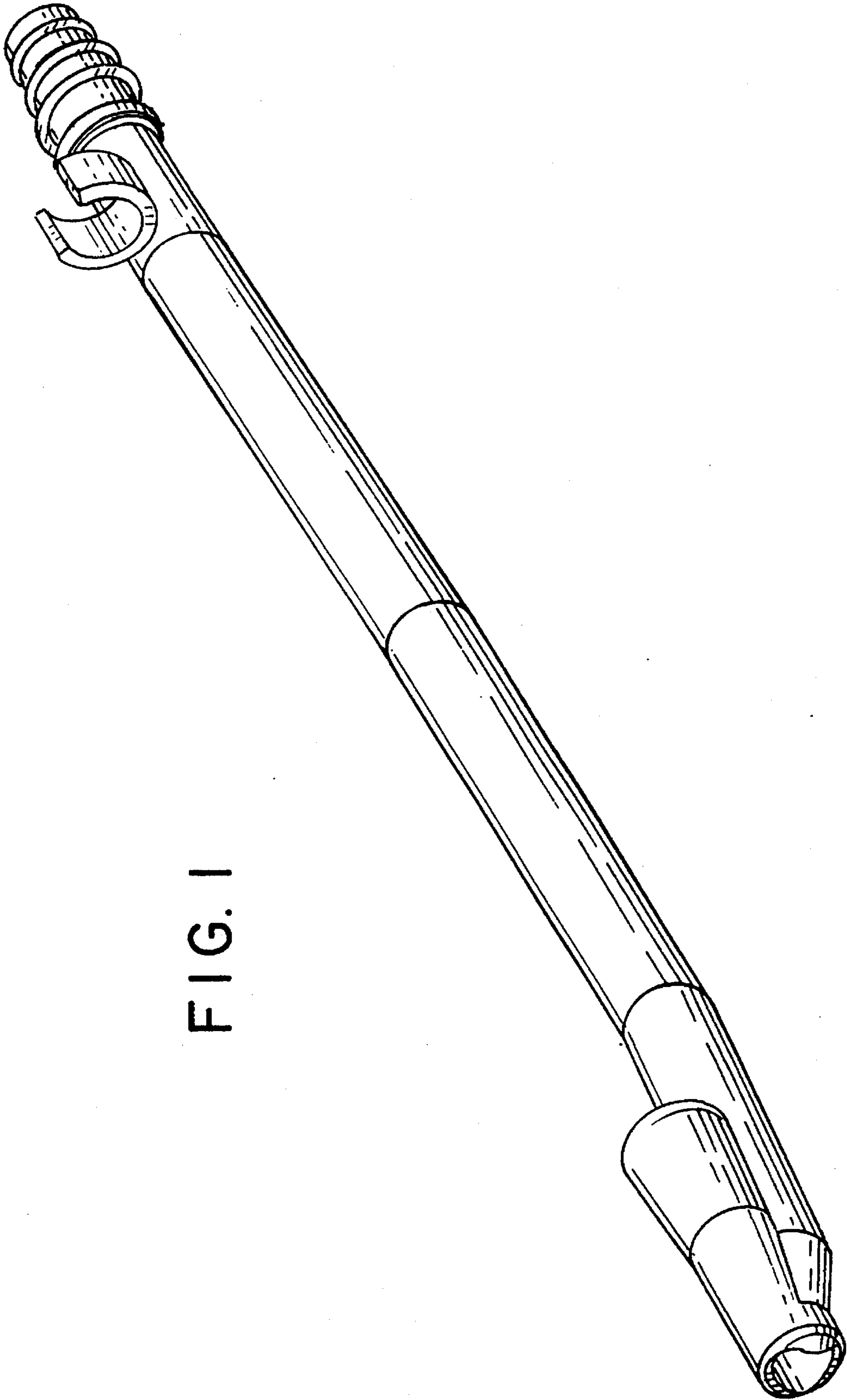


FIG. 1

FIG. 2

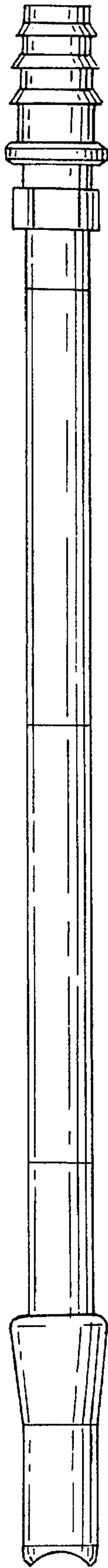


FIG. 3



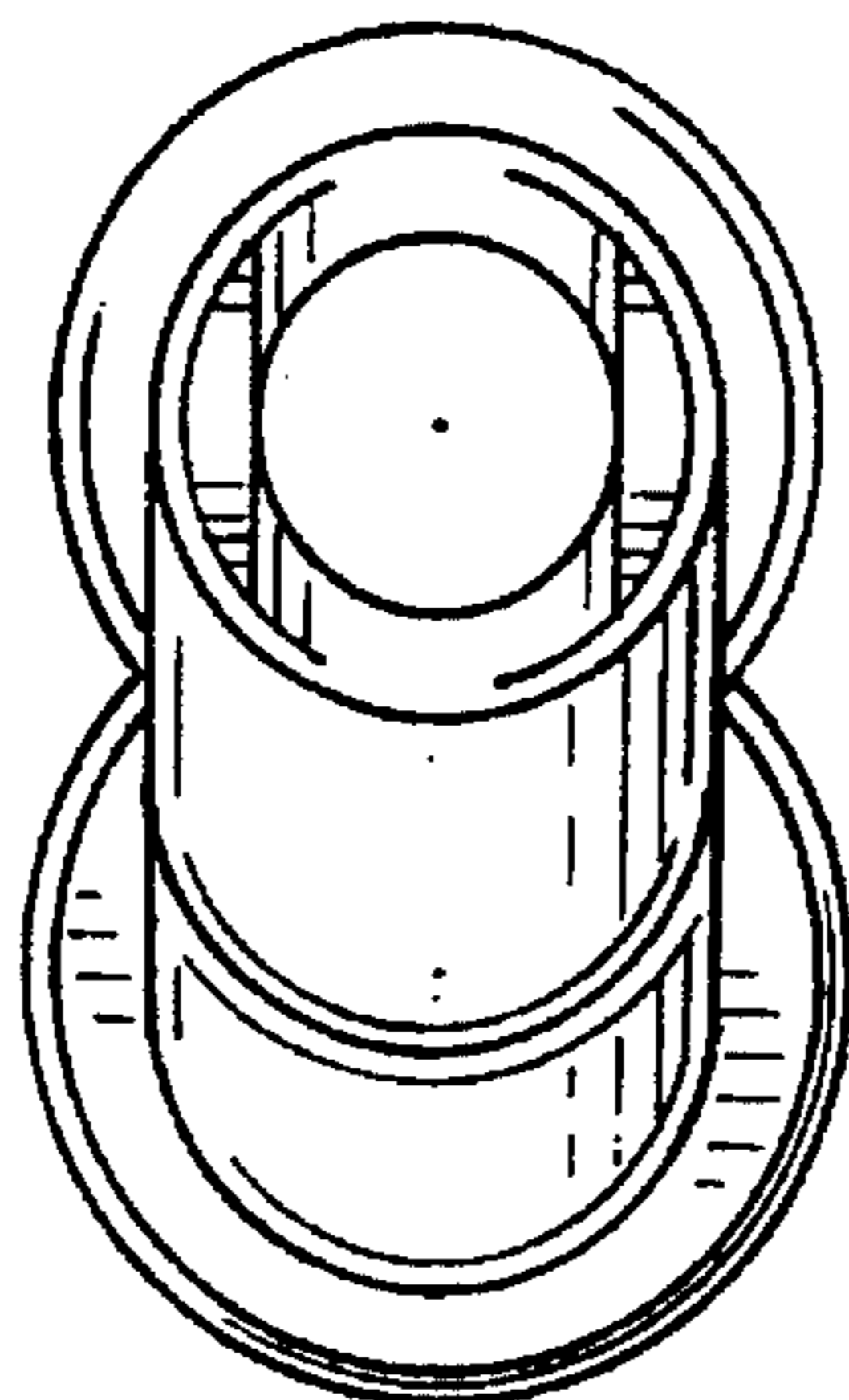
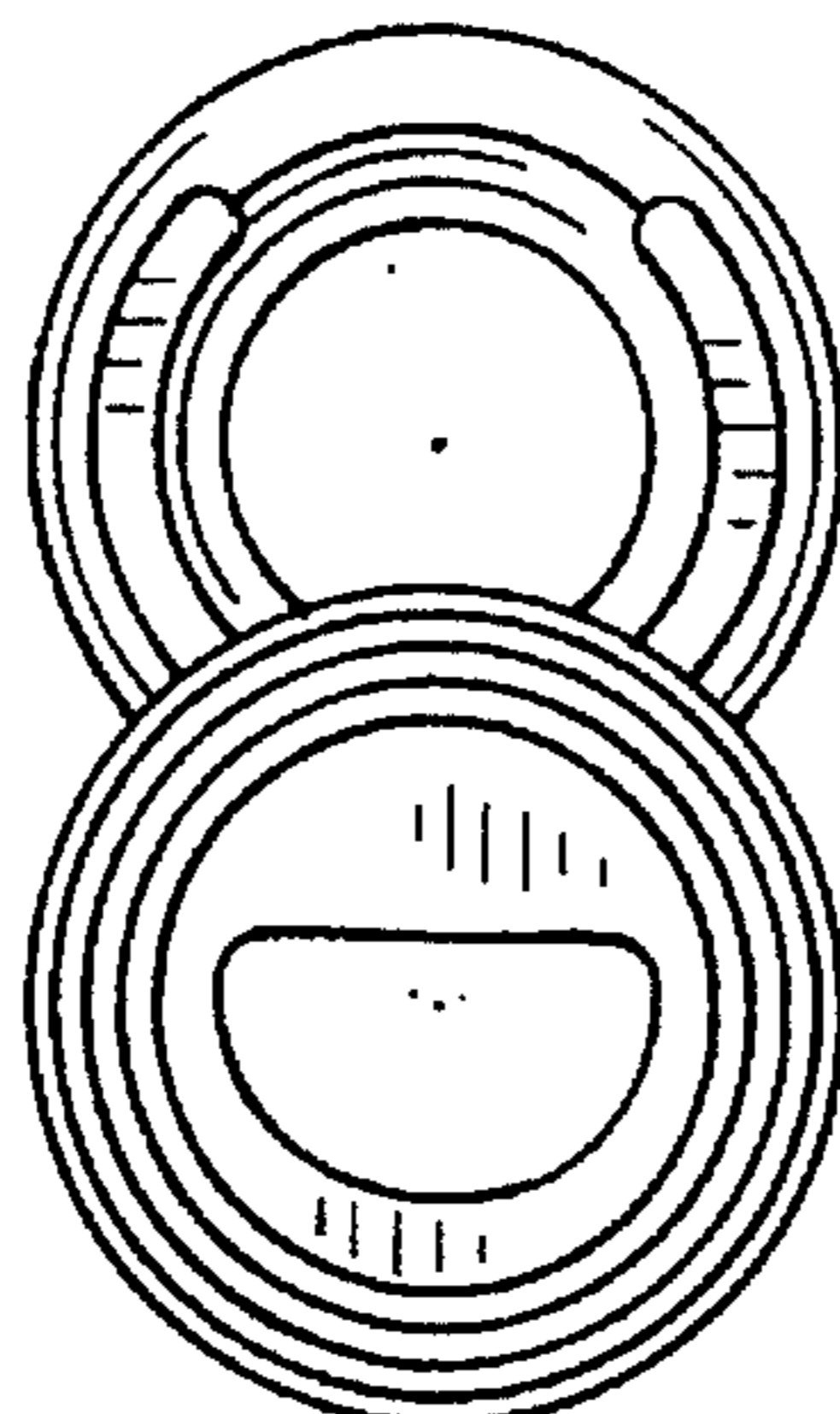


FIG. 4

FIG. 5



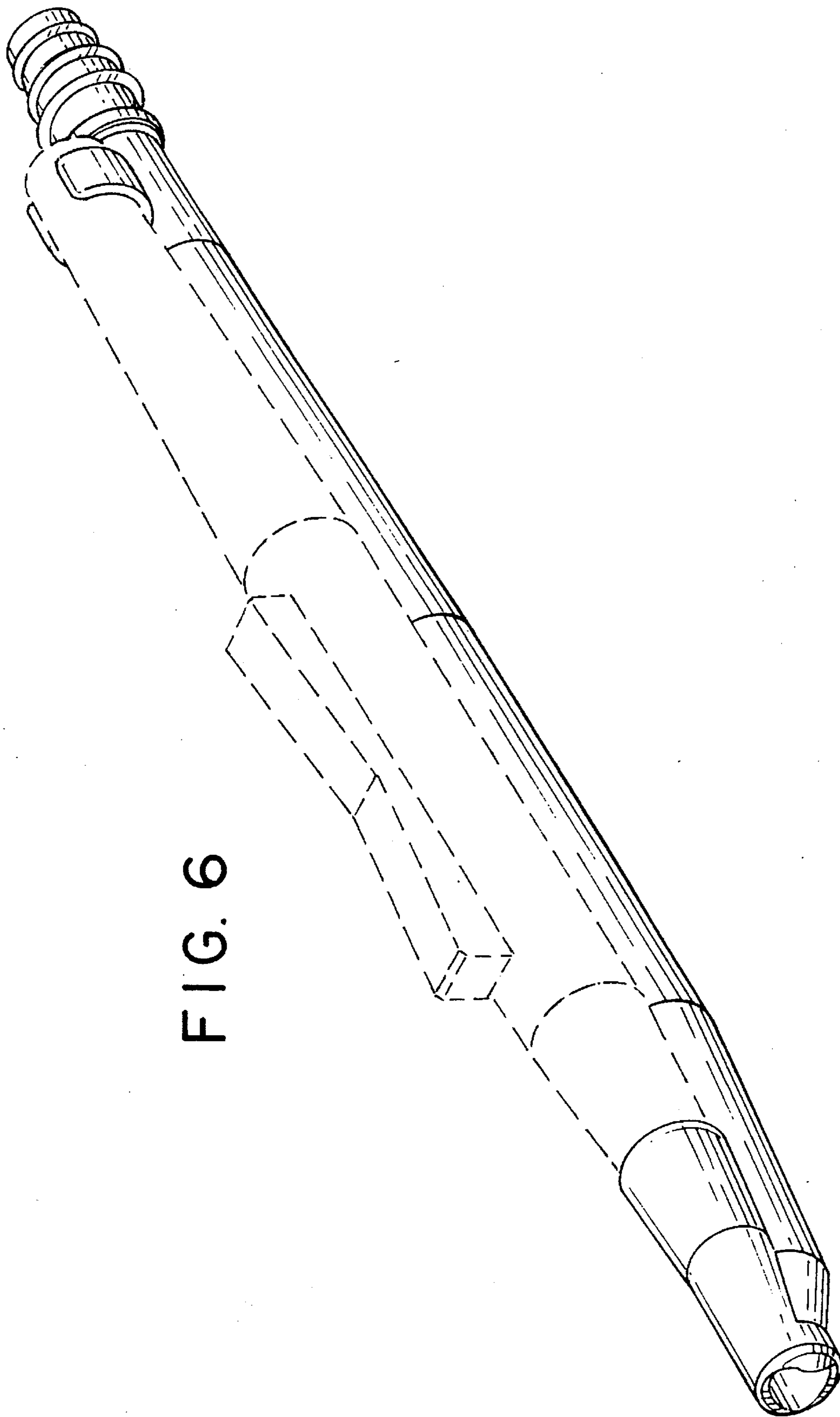


FIG. 6