



US00D372074S

United States Patent [19]

Wallace et al.

[11] Patent Number: **Des. 372,074**

[45] Date of Patent: ****Jul. 23, 1996**

[54] GASKET WITH ADHESIVE COATING AND PEEL OFF COVERS

[76] Inventors: **Charles R. Wallace; Betty J. Wallace**, both of 134 Dixon Rd., Hazel Green, Ala. 35750

[**] Term: **14 Years**

[21] Appl. No.: **37,410**

[22] Filed: **Apr. 12, 1995**

[52] U.S. Cl. **D23/269**

[58] Field of Search **D23/269; 277/207 R, 277/207 A, 215, 166, 235 B, 22; 215/250, 276, 350**

[56] References Cited

U.S. PATENT DOCUMENTS

D. 35,064	9/1901	Pulcifer	D23/269
D. 326,710	6/1992	Valls	D23/269
2,354,855	8/1944	Emanuel .	
3,204,811	9/1965	Fine .	
3,740,062	6/1973	Robins .	
4,209,126	6/1980	Elias	215/250 X
4,405,138	9/1983	Better	277/235 B
4,747,499	5/1988	Gach et al. .	
4,778,189	10/1988	Udagawa .	
5,082,297	1/1992	Flasher .	

FOREIGN PATENT DOCUMENTS

1248731 6/1971 Germany .

Primary Examiner—Stella Reid
Assistant Examiner—Eric Watterson
Attorney, Agent, or Firm—Dennis H. Lambert

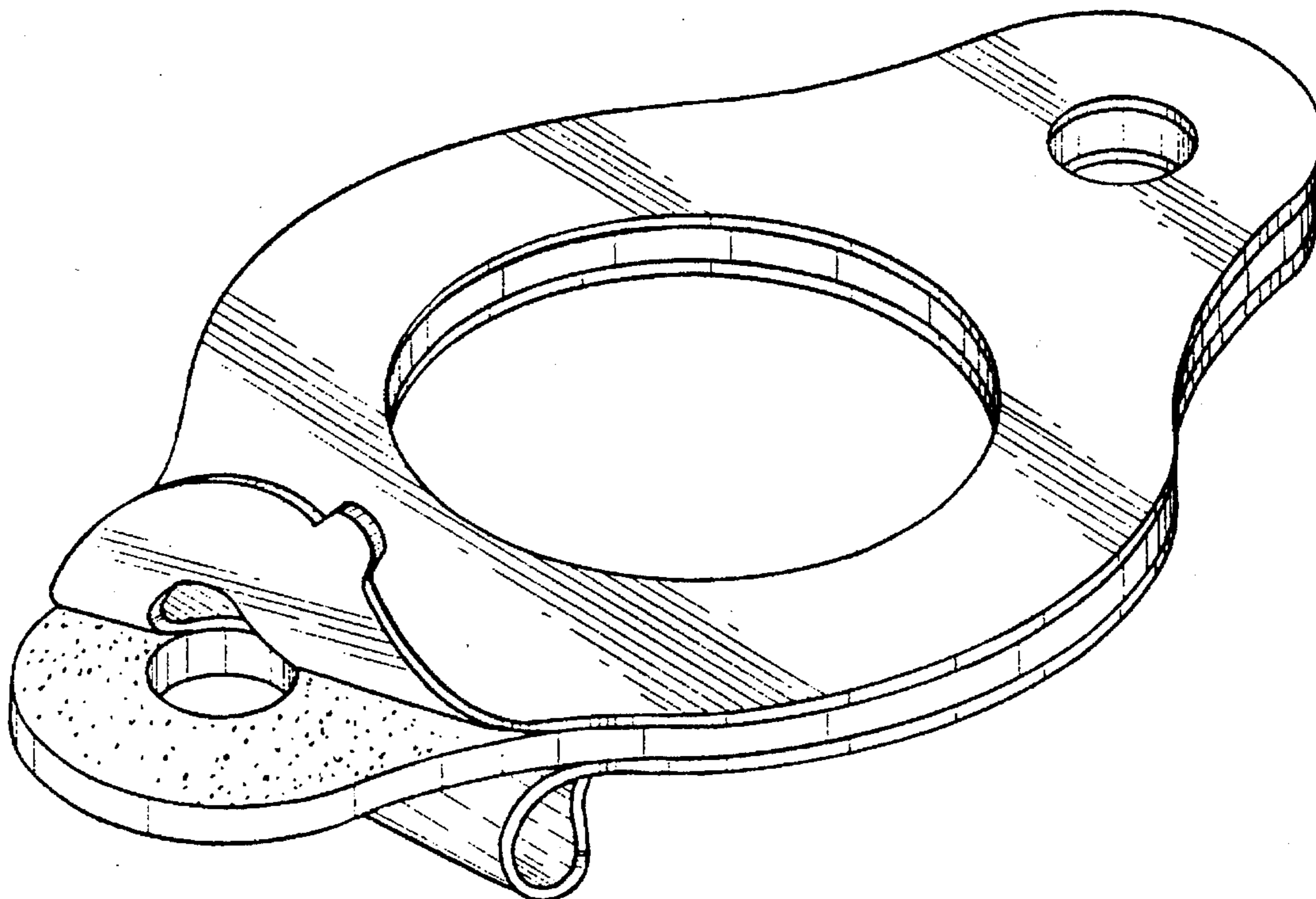
[57] CLAIM

The ornamental design for a gasket with adhesive coating and peel off covers, as shown and described.

DESCRIPTION

FIG. 1 is a front, top and side perspective view of the gasket with adhesive coating and peel off covers embodying the design of the present invention;
FIG. 2 is a left end elevational view thereof;
FIG. 3 is a right end elevational view thereof;
FIG. 4 is a right side elevational view thereof;
FIG. 5 is a left side elevational view thereof;
FIG. 6 is a top plan view thereof, the side opposite being a mirror image of the side shown in FIG. 6; and,
FIG. 7 is a front, top and side perspective view of the gasket with adhesive coating and peel off covers embodying the design of the present invention, showing portions of the covers peeled back.

1 Claim, 3 Drawing Sheets



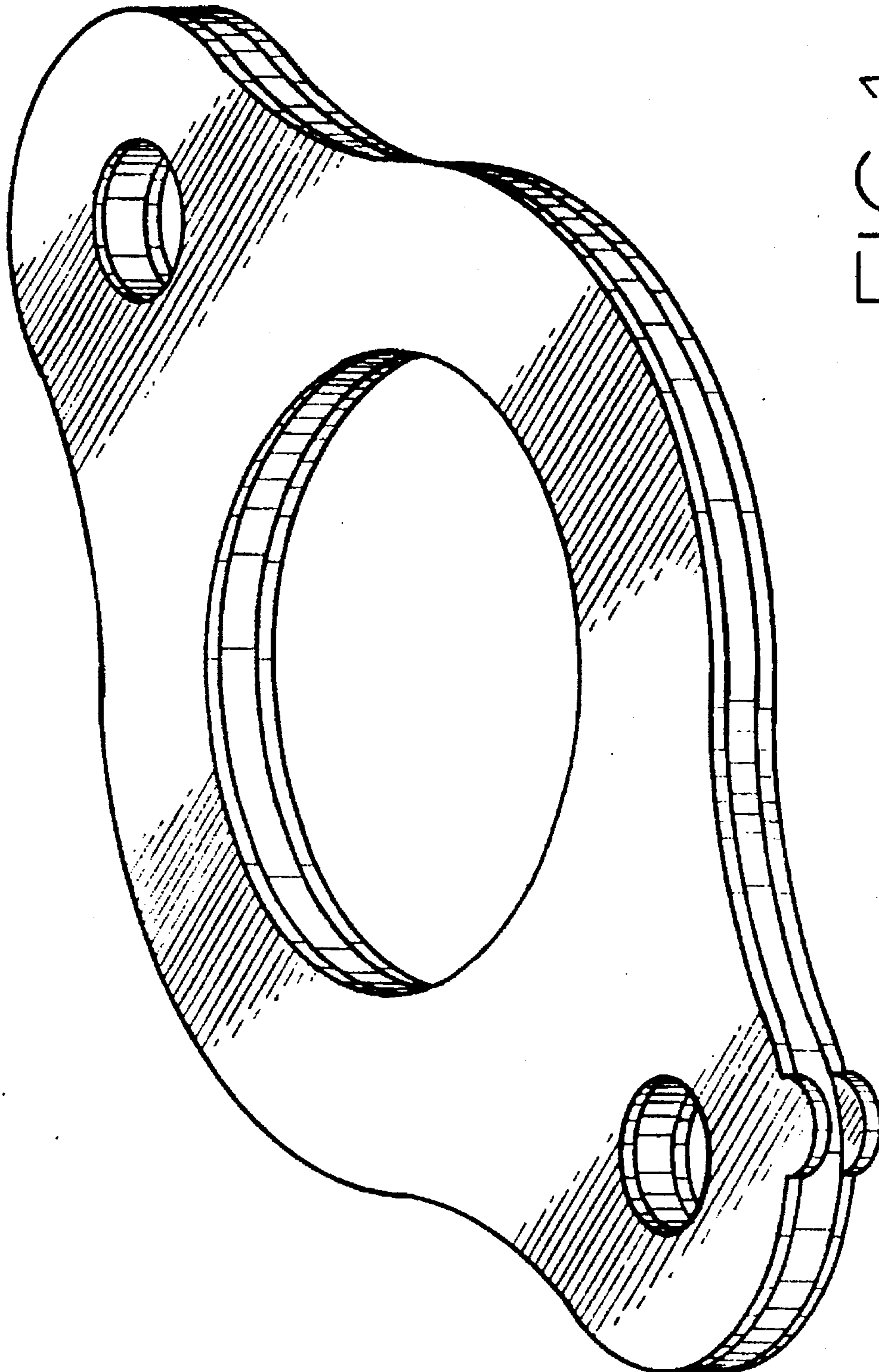


FIG. 1




FIG. 5

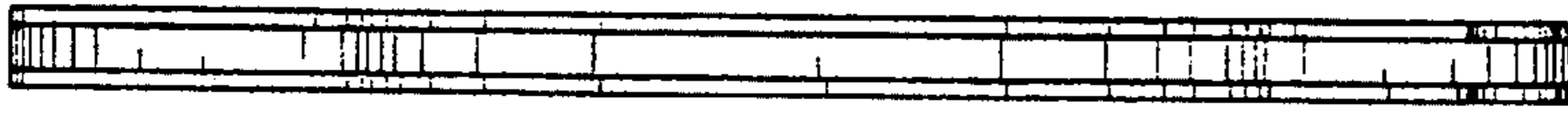


FIG. 4

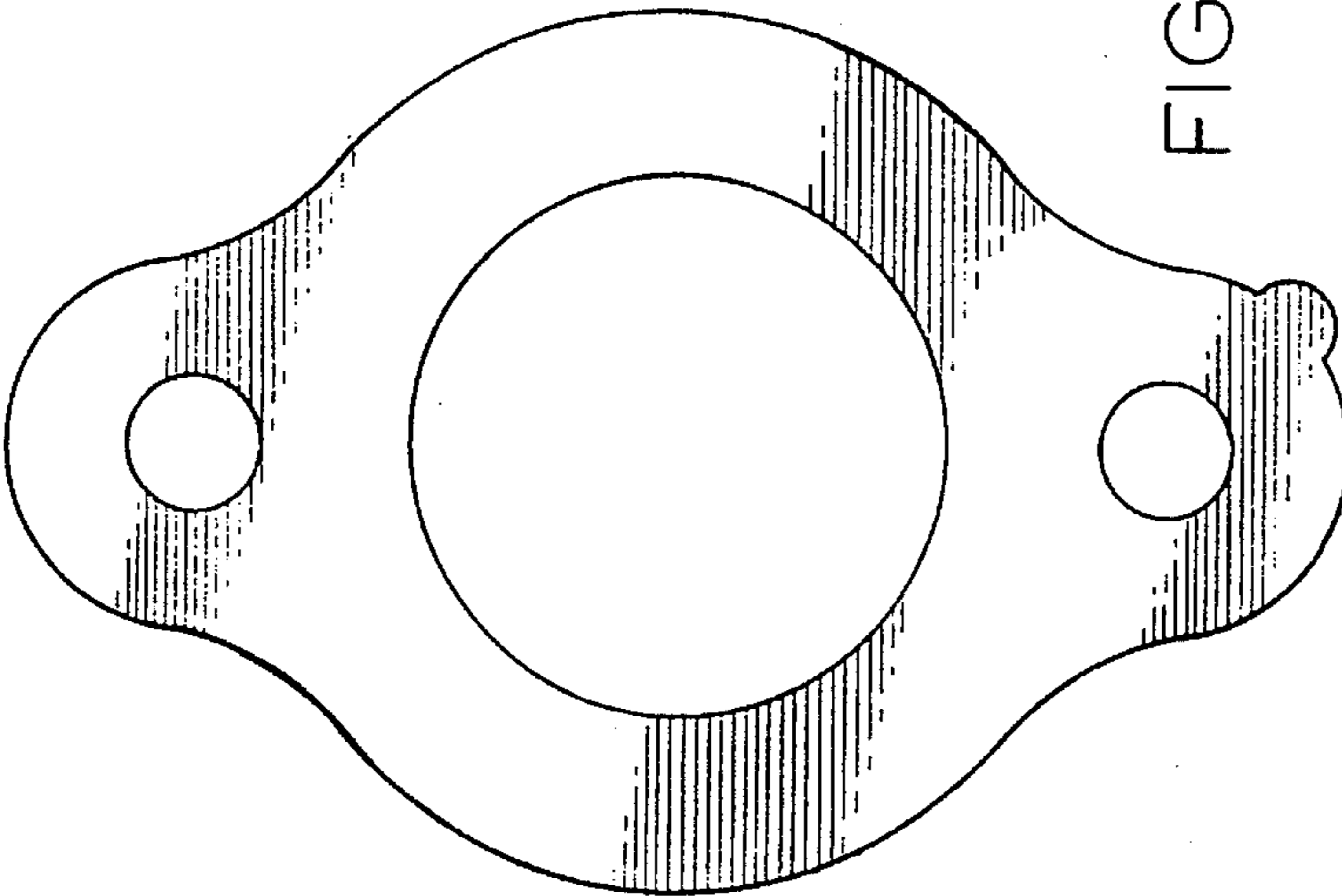


FIG. 6

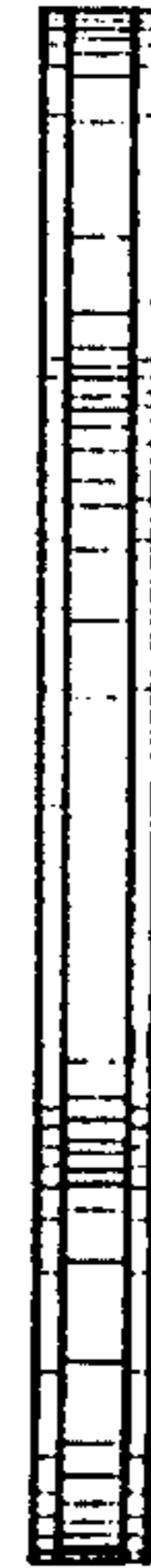


FIG. 2

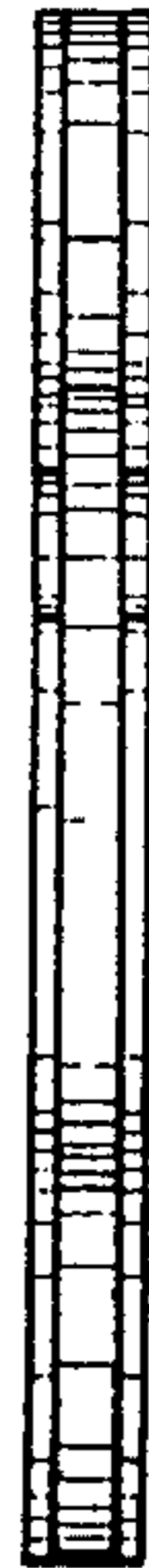


FIG. 3

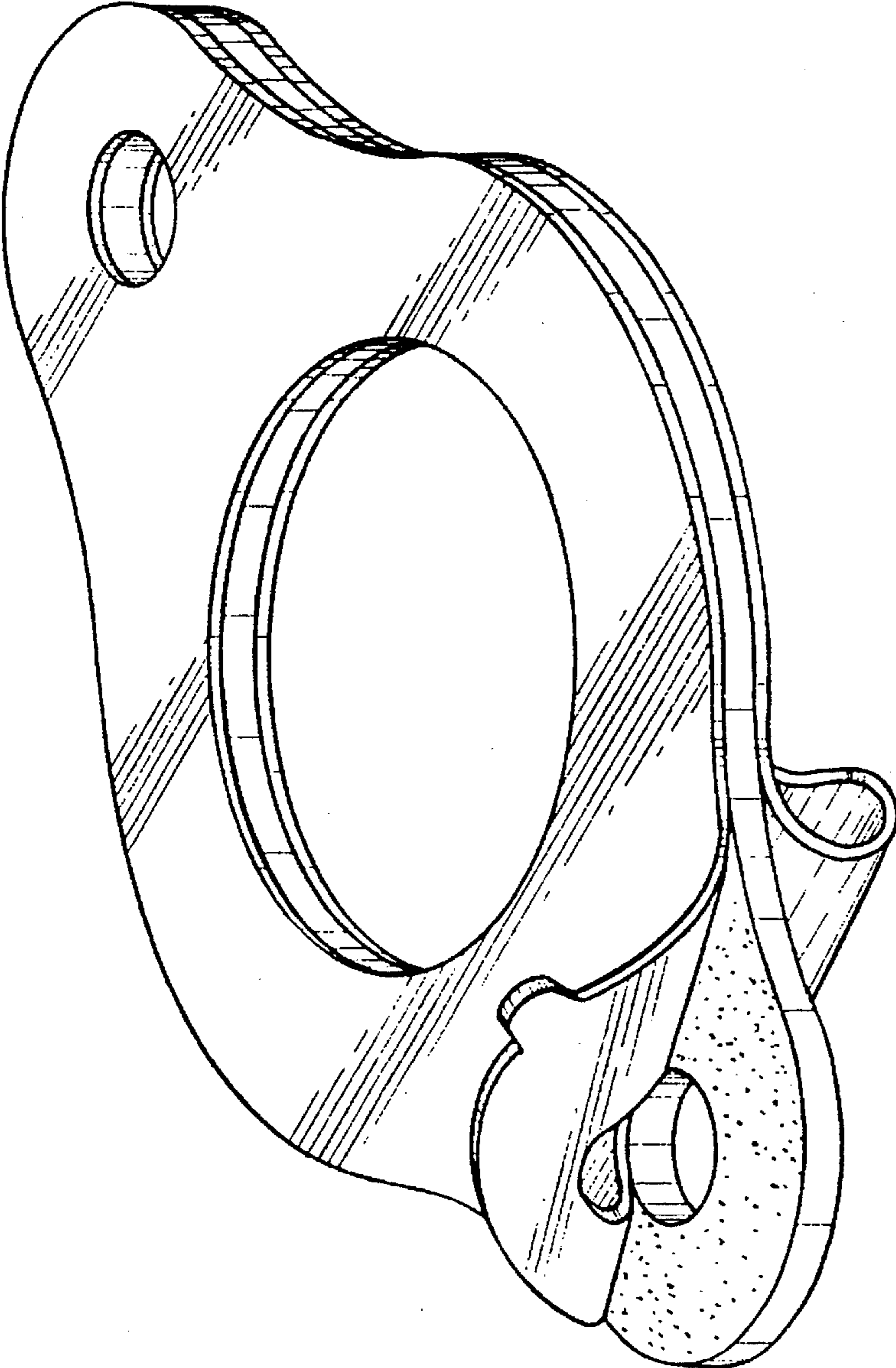


FIG. 7