



US00D372069S

United States Patent [19]

Brancazio et al.

[11] **Patent Number: Des. 372,069**

[45] **Date of Patent: **Jul. 23, 1996**

[54] **CARTRIDGE FOR WATER PURIFIER**

[75] Inventors: **Diane M. Brancazio**, Cambridge;
Susannah E. Gardner, Brookline;
Matthew D. Hern, Boston, all of
Mass.; **Francis M. Lubrano**,
Narragansett; **David A. Snow**,
Barrington, both of R.I.

[73] Assignee: **Fountainhead Technologies**,
Providence, R.I.

[**] Term: **14 Years**

[21] Appl. No.: **37,954**

[22] Filed: **Apr. 25, 1995**

Related U.S. Application Data

[63] Continuation-in-part of Ser. No. 334,062, Nov. 4, 1994,
which is a continuation-in-part of Ser. No. 255,178, Jun. 7,
1994, abandoned.

[52] **U.S. Cl.** **D23/209**

[58] **Field of Search** D23/200 H, 207-210;
D7/312, 313, 322; 210/167, 416.1, 416.2,
493.4, 497.1, 459, 460

[56] **References Cited**

U.S. PATENT DOCUMENTS

D. 297,857 9/1988 Alexander et al. D23/207

D. 313,832	1/1991	Petrucci et al.	D23/209
3,984,330	10/1976	Nichols	210/460
4,504,387	3/1985	Lemire et al. .	
4,662,387	5/1987	King, Sr. .	
4,839,037	6/1989	Bertelsen	210/497.1
4,902,427	2/1990	Szczepanik	210/497.1
4,935,116	6/1990	Lemire .	

Primary Examiner—Joel Sincavage
Assistant Examiner—Robin V. Taylor
Attorney, Agent, or Firm—Fish & Richardson

[57] **CLAIM**

The ornamental design for a cartridge for water purifier, as shown and described.

DESCRIPTION


FIG. 1 is a perspective view of a cartridge for water purifier showing our new design;

FIG. 2 is a front elevation view thereof, the rear and side views being a mirror image;

FIG. 3 is a top plan view thereof; and,

FIG. 4 is a bottom plan view thereof.

1 Claim, 1 Drawing Sheet






FIG. 2

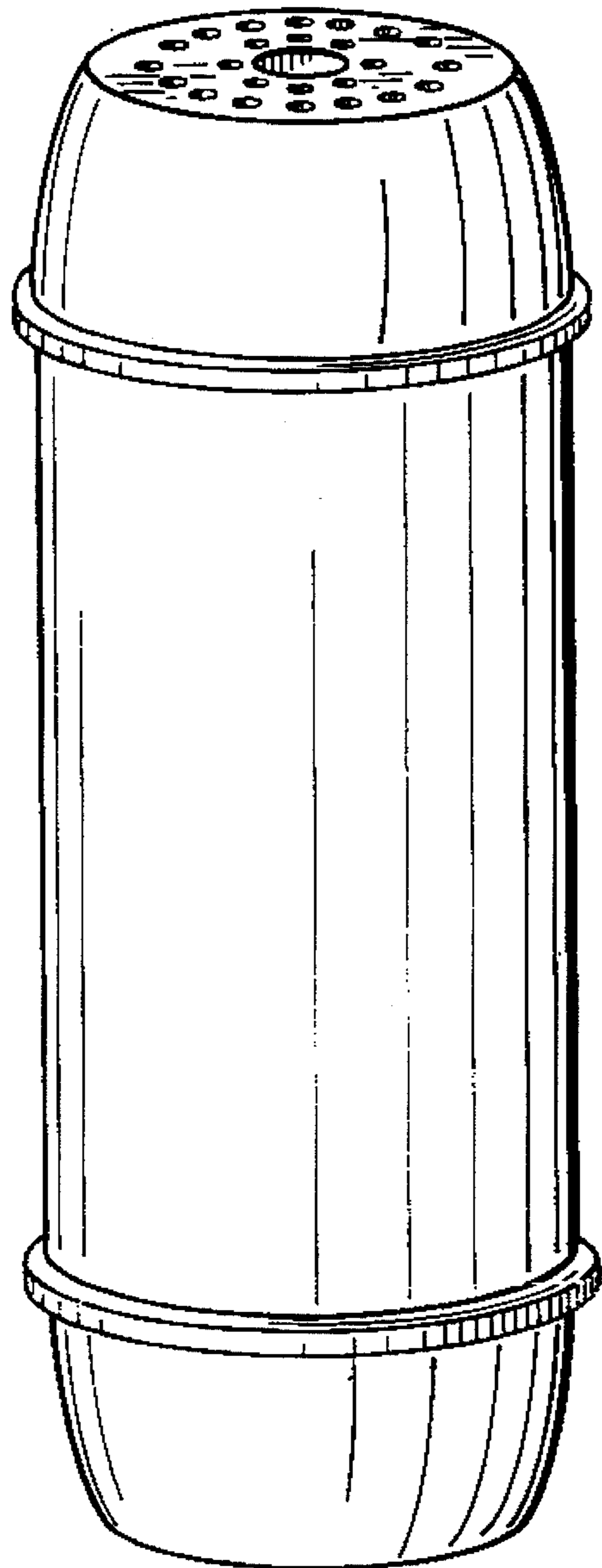


FIG. 1

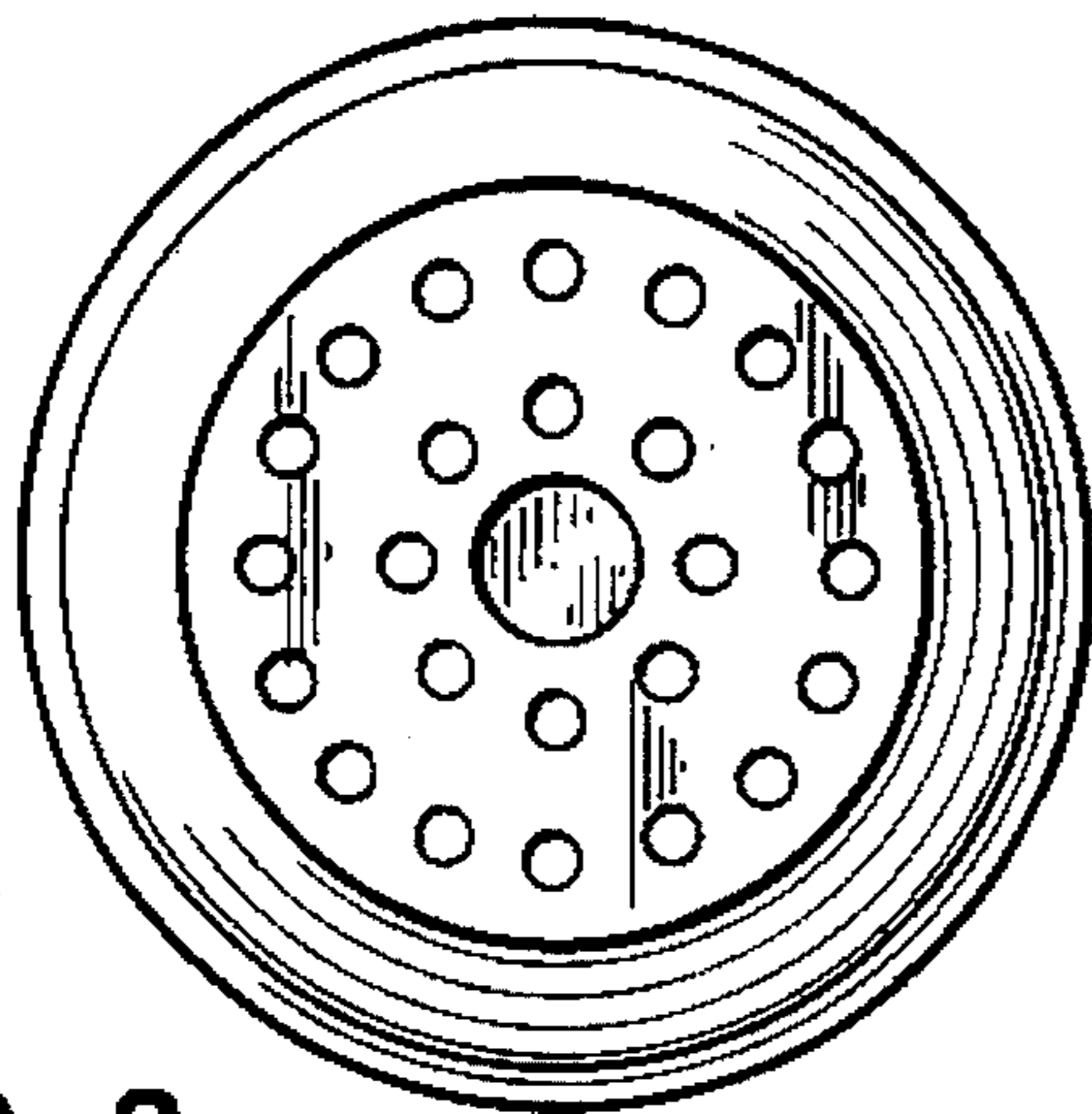


FIG. 3

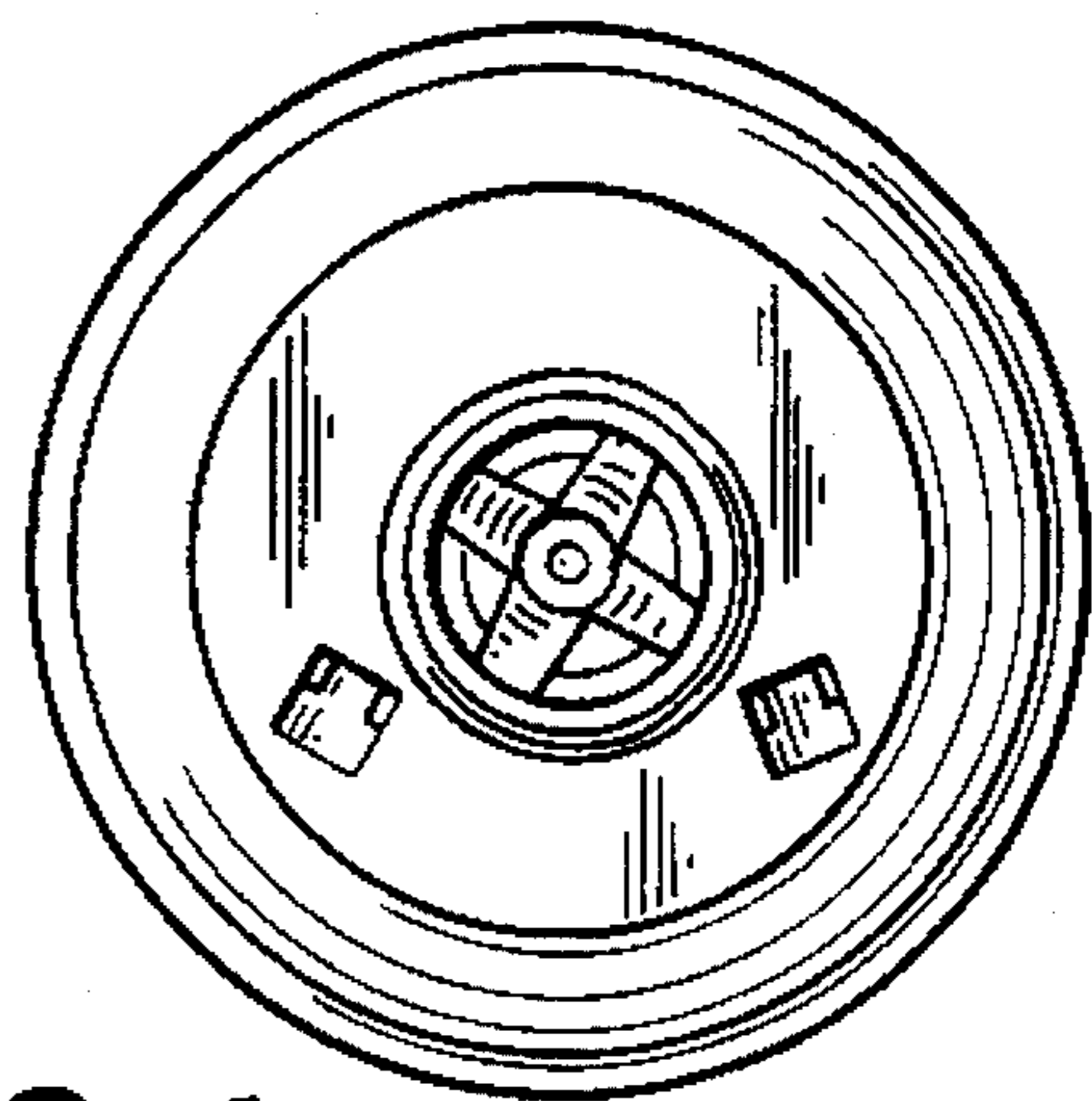


FIG. 4