



US00D372046S

United States Patent [19] Gibson

[11] Patent Number: **Des. 372,046**

[45] Date of Patent: ****Jul. 23, 1996**

[54] ENVELOPE FOR A RECORDING MEDIUM

[76] Inventor: **Robert E. Gibson**, 350 W. Rutherford St., Athens, Ga. 30606

[**] Term: **14 Years**

[21] Appl. No.: **28,529**

[22] Filed: **Sep. 16, 1994**

Related U.S. Application Data

[63] Continuation-in-part of Ser. No. 18,349, Feb. 4, 1994, abandoned.

[52] U.S. Cl. **D19/3; D9/306**

[58] Field of Search D19/26, 27, 32, D19/33, 3, 4; D6/626, 306; 229/68 R, 72, 1.5 R; 40/537; D9/306; 206/425, 309, 312, 313

References Cited

U.S. PATENT DOCUMENTS

D. 211,673	7/1968	Froehlig	D9/306
D. 239,111	3/1976	Caprile et al.	D19/3
D. 328,470	8/1992	Costello et al.	D19/3 X
D. 329,943	10/1992	Laszlo	D6/626

D. 347,994	6/1994	Hammond	D6/626 X
584,063	6/1897	Rheutan	229/68.1
2,161,474	6/1939	Kleh	D19/3 X
2,220,231	11/1940	Gilfillan	D19/3 X
2,580,886	1/1952	Broudy	229/68.1 X
3,310,225	3/1967	Hoblit	D19/3 X
3,657,834	4/1972	Tauber	229/71 X
4,473,153	9/1984	Colangelo	206/313 X

Primary Examiner—A. Hugo Word
Assistant Examiner—Pamela Burgess
Attorney, Agent, or Firm—James B. Middleton

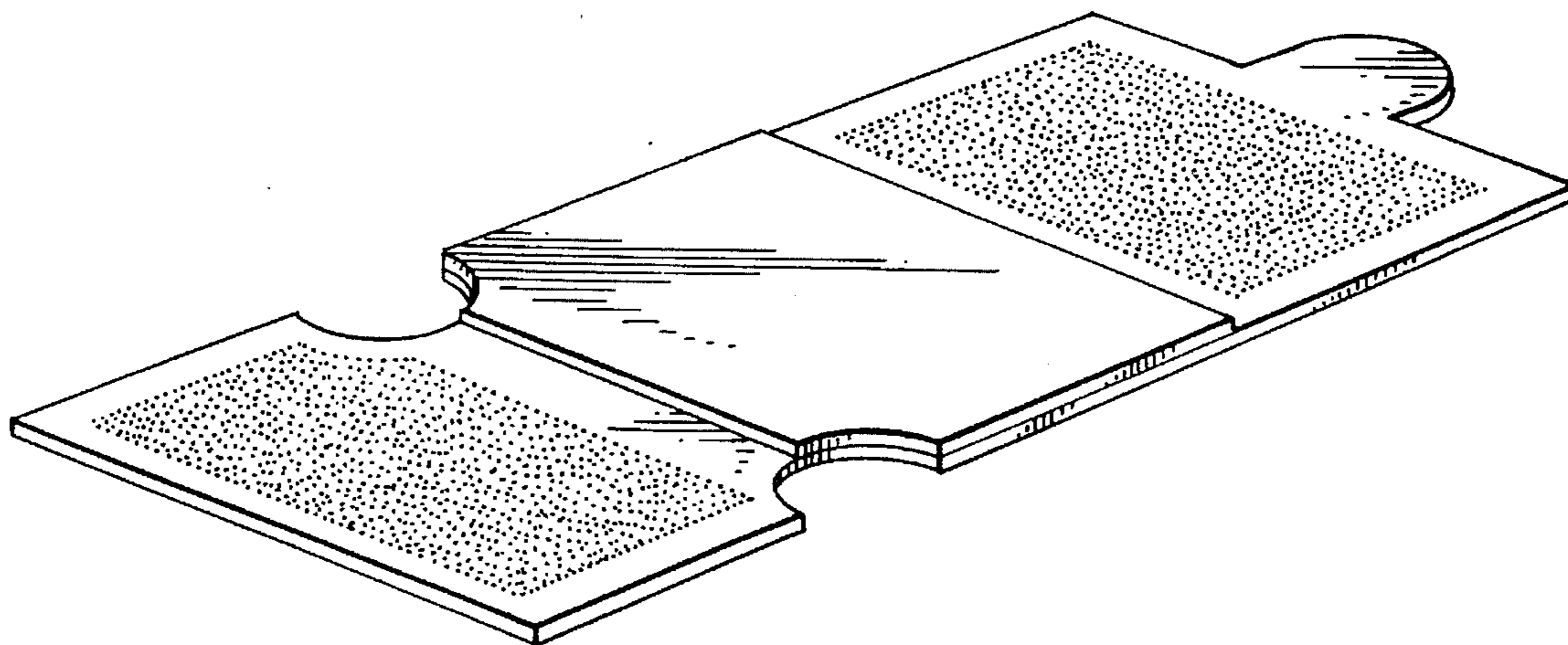
[57] CLAIM

The ornamental design for an envelope for a recording medium, as shown and described.

DESCRIPTION

FIG. 1 is a perspective view showing the front, right side and bottom of an envelope for a recording medium embodying my new design, the stippling indicating adhesive coatings; FIG. 2 is a left side elevational view thereof, the right side as shown in FIG. 1 being a mirror image; FIG. 3 is a rear elevational view thereof; and, FIG. 4 is a top plan view thereof.

1 Claim, 1 Drawing Sheet



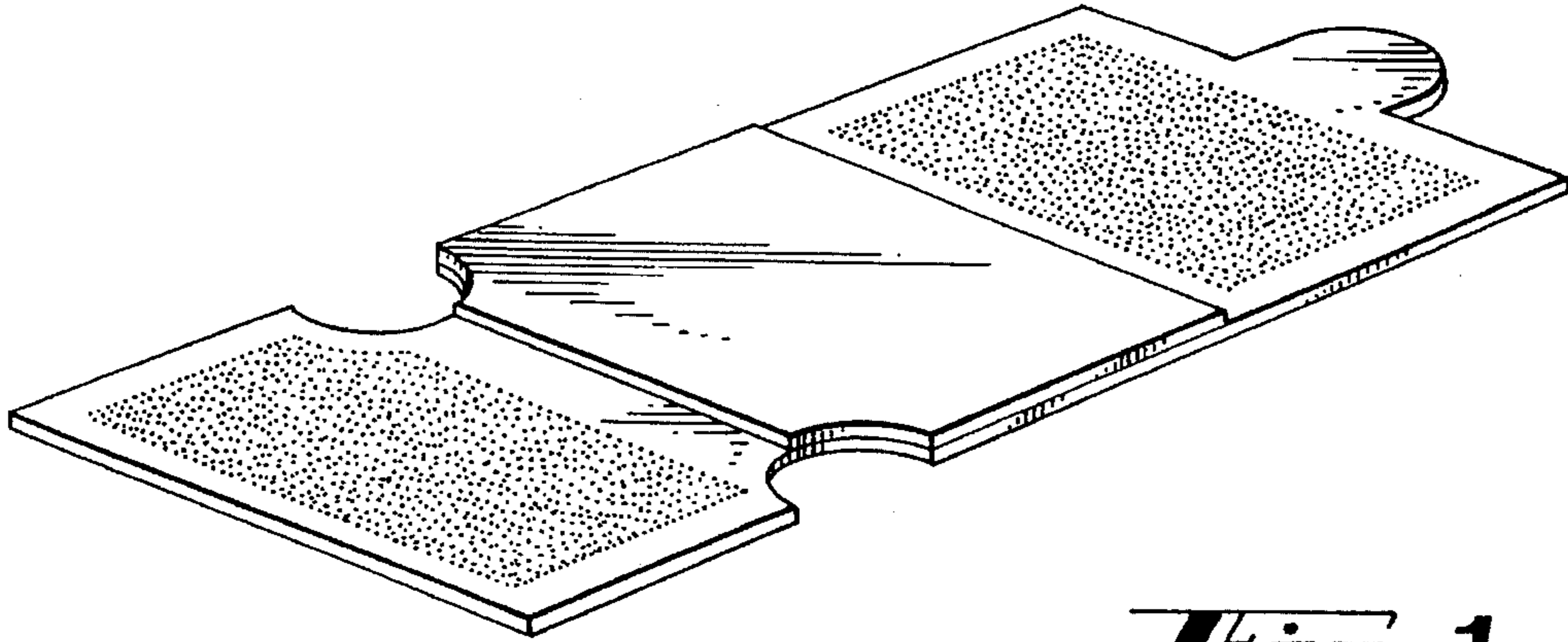


Fig. 1



Fig. 2

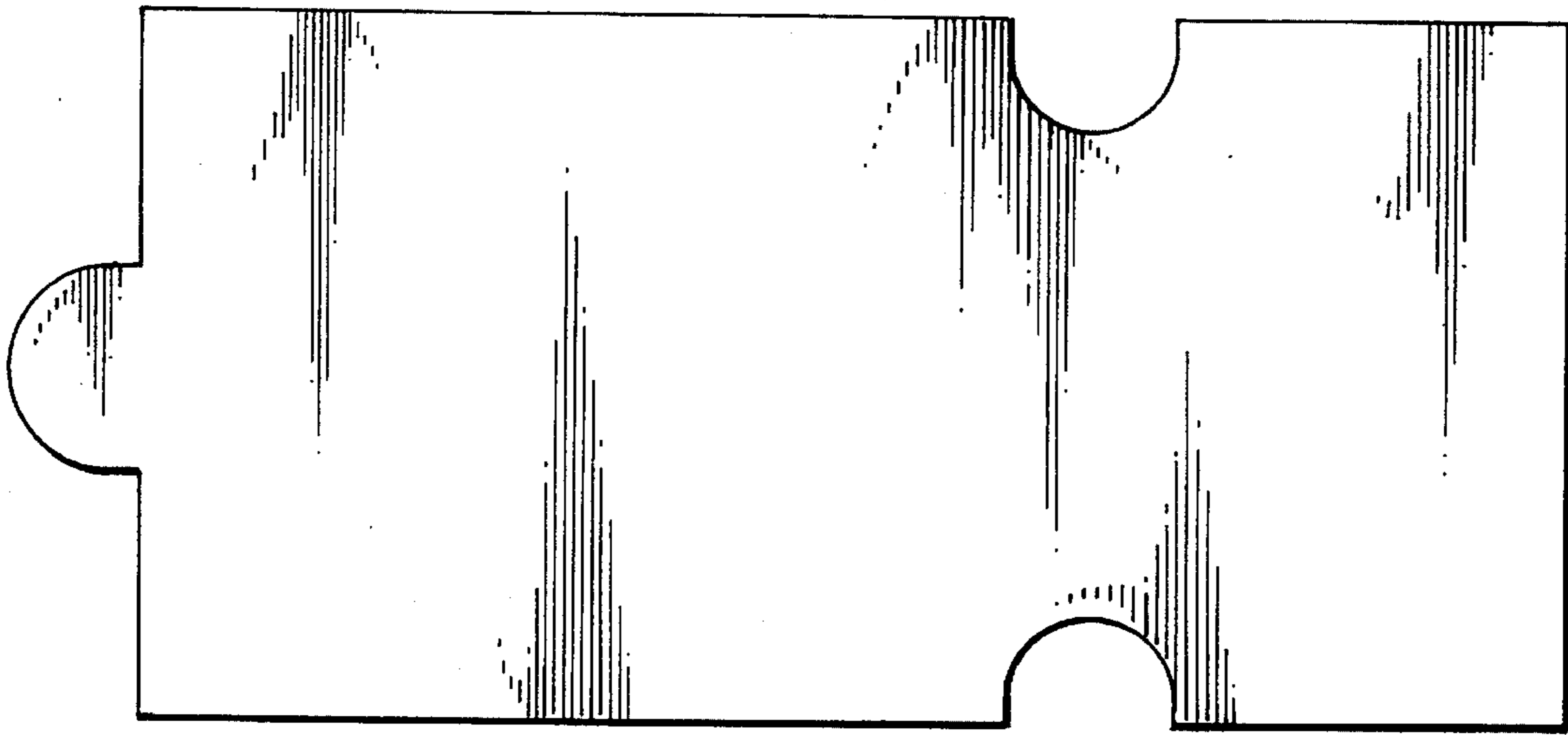


Fig. 3

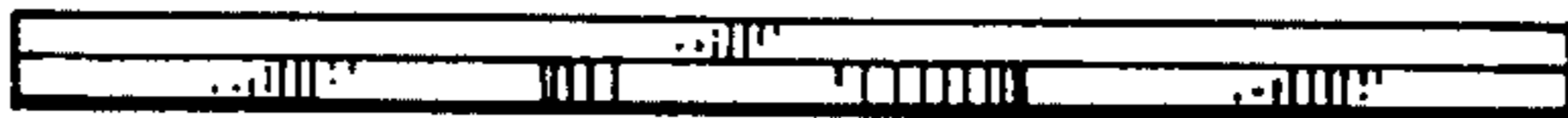


Fig. 4