



US00D372037S

United States Patent [19]

Lane, Jr. et al.

[11] Patent Number: **Des. 372,037**

[45] Date of Patent: ****Jul. 23, 1996**

[54] **PAIR OF TOOL JAWS TO FORM SALAD DRESSING POUCHES**

1341154 12/1973 United Kingdom 53/374.2

[75] Inventors: **William A. Lane, Jr.**, Lake Arrowhead;
Steven D. Davis, Yuciappa, both of Calif.

Primary Examiner—Terry A. Wallace
Assistant Examiner—Richelle Shelton
Attorney, Agent, or Firm—James G. O'Neill

[73] Assignee: **W. A. Lane, Inc.**, San Bernardino, Calif.

[57] **CLAIM**

[**] Term: **14 Years**

The ornamental design for pair of tool jaws to form salad dressing pouches, as shown and described.

[21] Appl. No.: **32,662**

DESCRIPTION

[22] Filed: **Dec. 22, 1994**

[52] U.S. Cl. **D15/146**

[58] Field of Search D8/14; 53/373.7,
53/374.2, 562; 156/583.1; D15/146

FIG. 1 is a top plan view of the left jaw of a pair of tool jaws to form salad dressing pouches showing our new design; FIG. 2 is a front elevational view thereof; FIG. 3 is a right side elevational view thereof; FIG. 4 is a rear elevational view thereof; FIG. 5 is a bottom plan view thereof; FIG. 6 is top plan view of the right jaw of the pair of jaws to form salad dressing pouches; FIG. 7 is a front elevational view thereof; FIG. 8 is a right side elevational view thereof; FIG. 9 is a rear elevational view thereof; FIG. 10 is a bottom plan view thereof; and, FIG. 11 is a top, left side perspective view of the pair of jaws to form salad dressing pouches. The tool jaws in FIGS. 1-10 are shown independently of the pair for clarity of illustration.

[56] **References Cited**

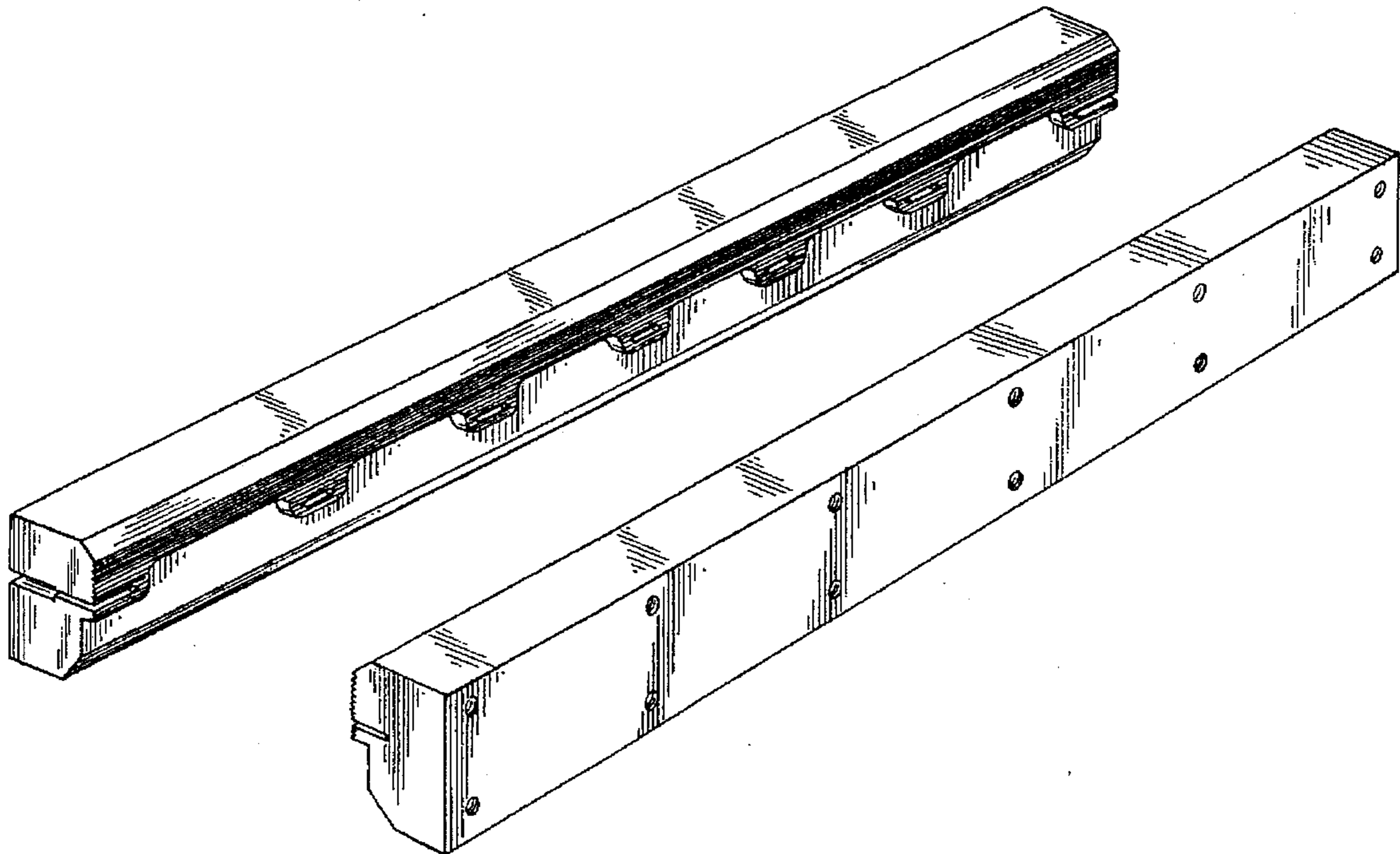
U.S. PATENT DOCUMENTS

D. 356,015	3/1995	Lane et al.	D8/14
3,597,587	8/1971	Baum	53/374.2 X
4,079,570	3/1978	Rucker	53/374.2 X
4,582,555	4/1986	Bower	53/374.2 X
4,586,317	5/1986	Bussell	53/374.2 X
4,807,426	2/1989	Smith	53/374.2 X
5,207,049	5/1993	Baruffato et al.	53/374.2 X
5,268,058	12/1993	Cornwell	156/583.1

FOREIGN PATENT DOCUMENTS

212218	12/1960	Australia	53/374.2
--------	---------	-----------------	----------

1 Claim, 3 Drawing Sheets






FIG. 1




FIG. 2

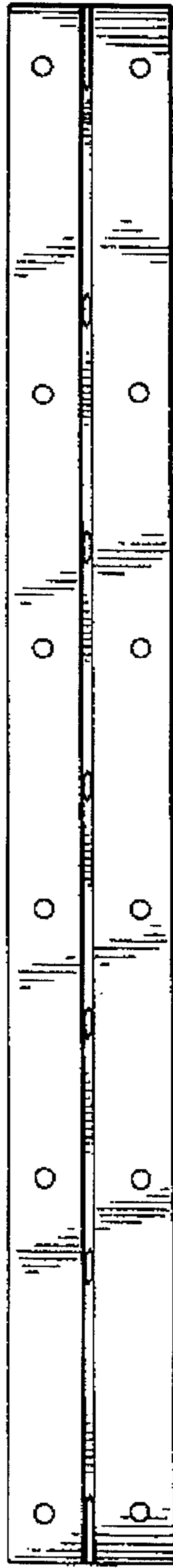


FIG. 4



FIG. 5

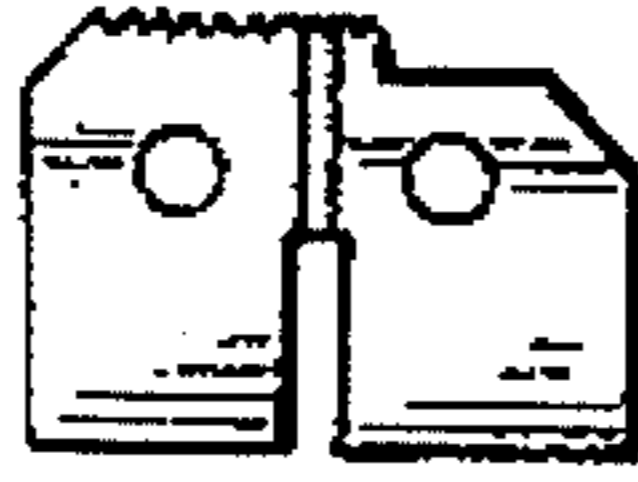


FIG. 3

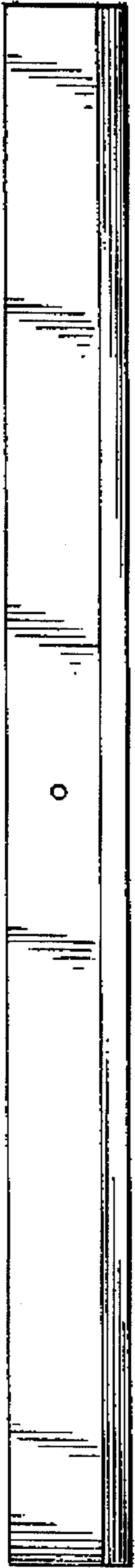


FIG. 6




FIG. 7




FIG. 9



FIG. 10



FIG. 8

