



US00D372030S

# United States Patent [19] MacBride

[11] Patent Number: **Des. 372,030**

[45] Date of Patent: **\*\*Jul. 23, 1996**

[54] TV REMOTE CONTROL DEVICE

[75] Inventor: **Bruce M. MacBride**, Aurora, Colo.

[73] Assignee: **Tele-Communications, Inc.**,  
Englewood, Colo.

[\*\*] Term: **14 Years**

[21] Appl. No.: **40,270**

[22] Filed: **Jun. 14, 1995**

[52] U.S. Cl. .... **D14/218**; D21/161

[58] Field of Search ..... D10/104, 106;  
D13/168; D14/124, 217, 218, 299; D21/148,  
161; 348/734; 456/151.1-151.4, 352, 355

[56] **References Cited**

**U.S. PATENT DOCUMENTS**

- D. 242,762 12/1976 Wolfe ..... D21/161
- D. 302,692 8/1989 Gobindram ..... D21/161
- D. 329,948 10/1992 Hanner ..... D21/161

- D. 338,752 8/1993 Bart ..... D21/161
- D. 344,952 3/1994 Bartholomew ..... D14/218
- D. 354,751 1/1995 Hersh et al. .... D14/218

*Primary Examiner*—Sandra L. Morris  
*Attorney, Agent, or Firm*—Gary M. Polumbus; Holland & Hart


[57] **CLAIM**

The ornamental design for a TV remote control device, as shown.


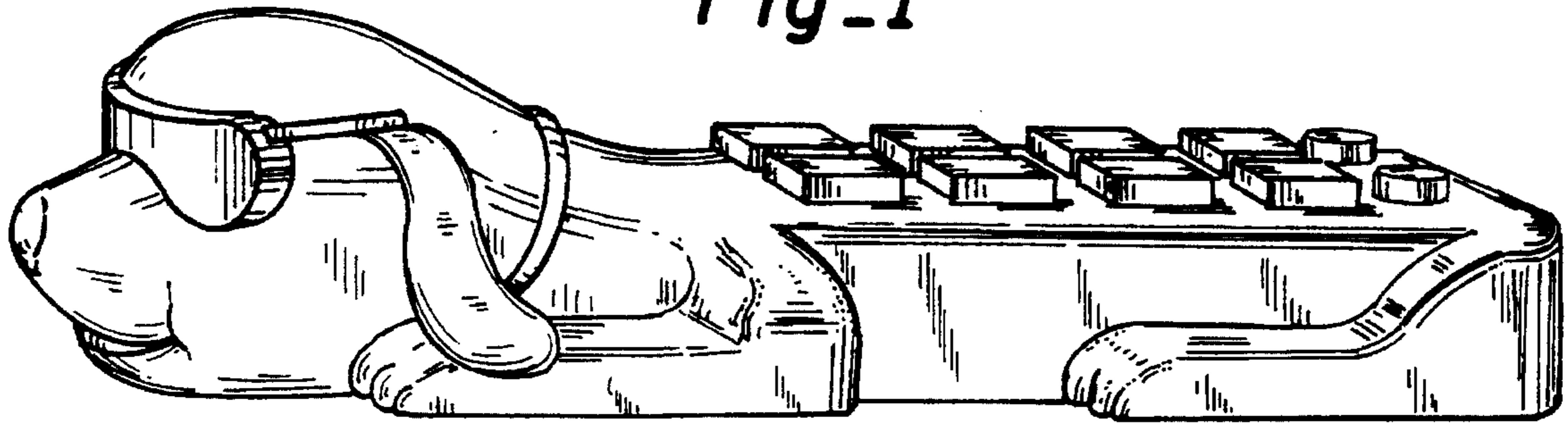
**DESCRIPTION**

FIG. 1 is an isometric view of the TV remote control device; FIG. 2 is a top plan view thereof; FIG. 3 is a bottom plan view thereof; FIG. 4 is a left side elevation thereof; FIG. 5 is a front elevation thereof; and, FIG. 6 is a rear elevation thereof.

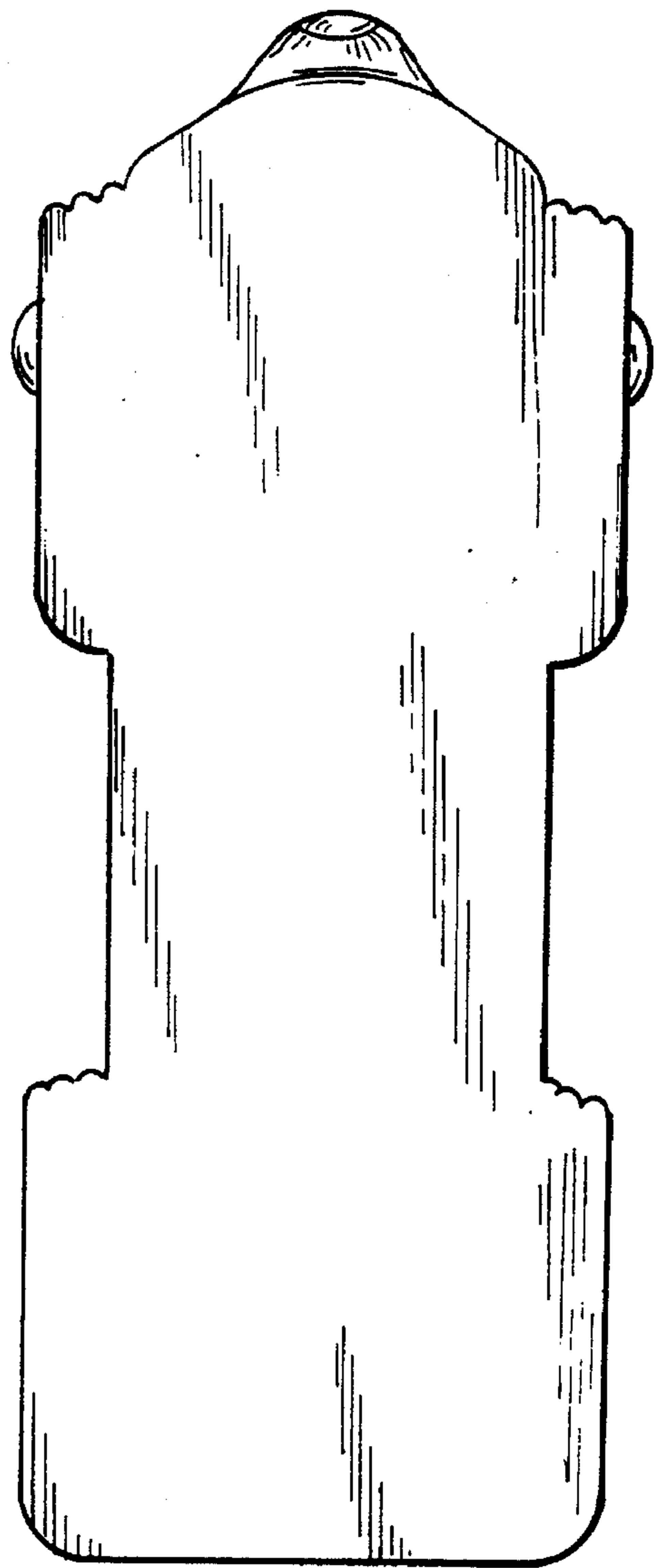
**1 Claim, 2 Drawing Sheets**



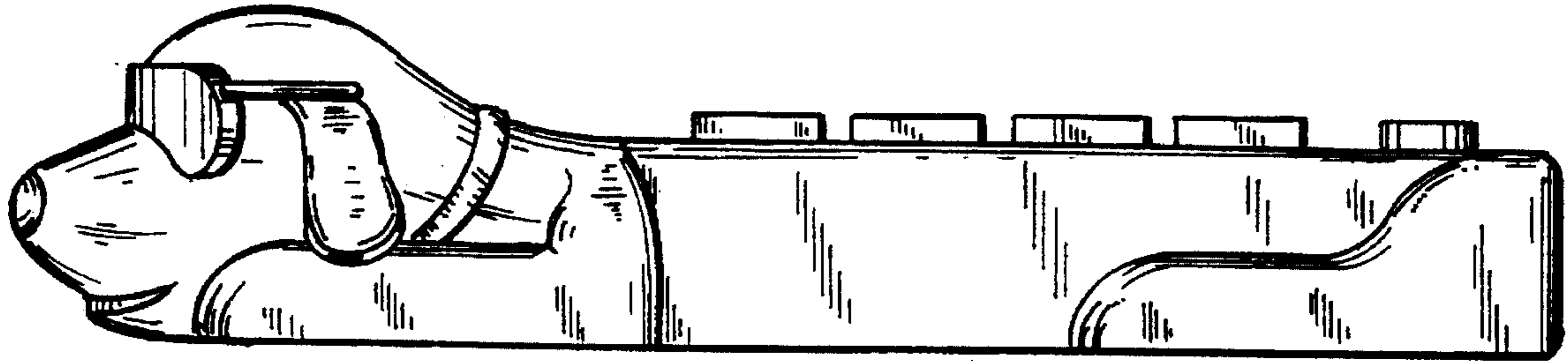
*Fig. 1*



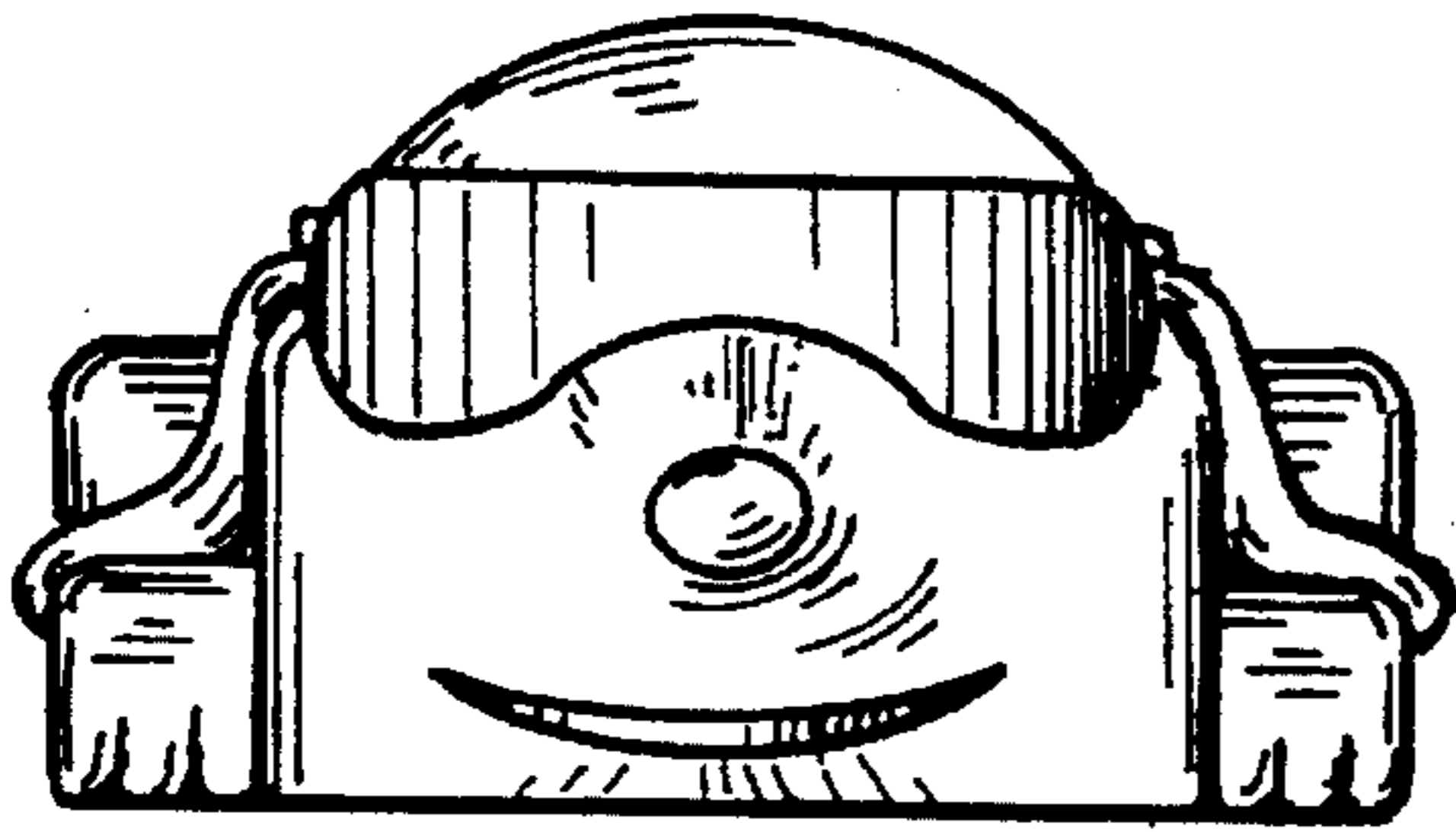
*Fig. 2*



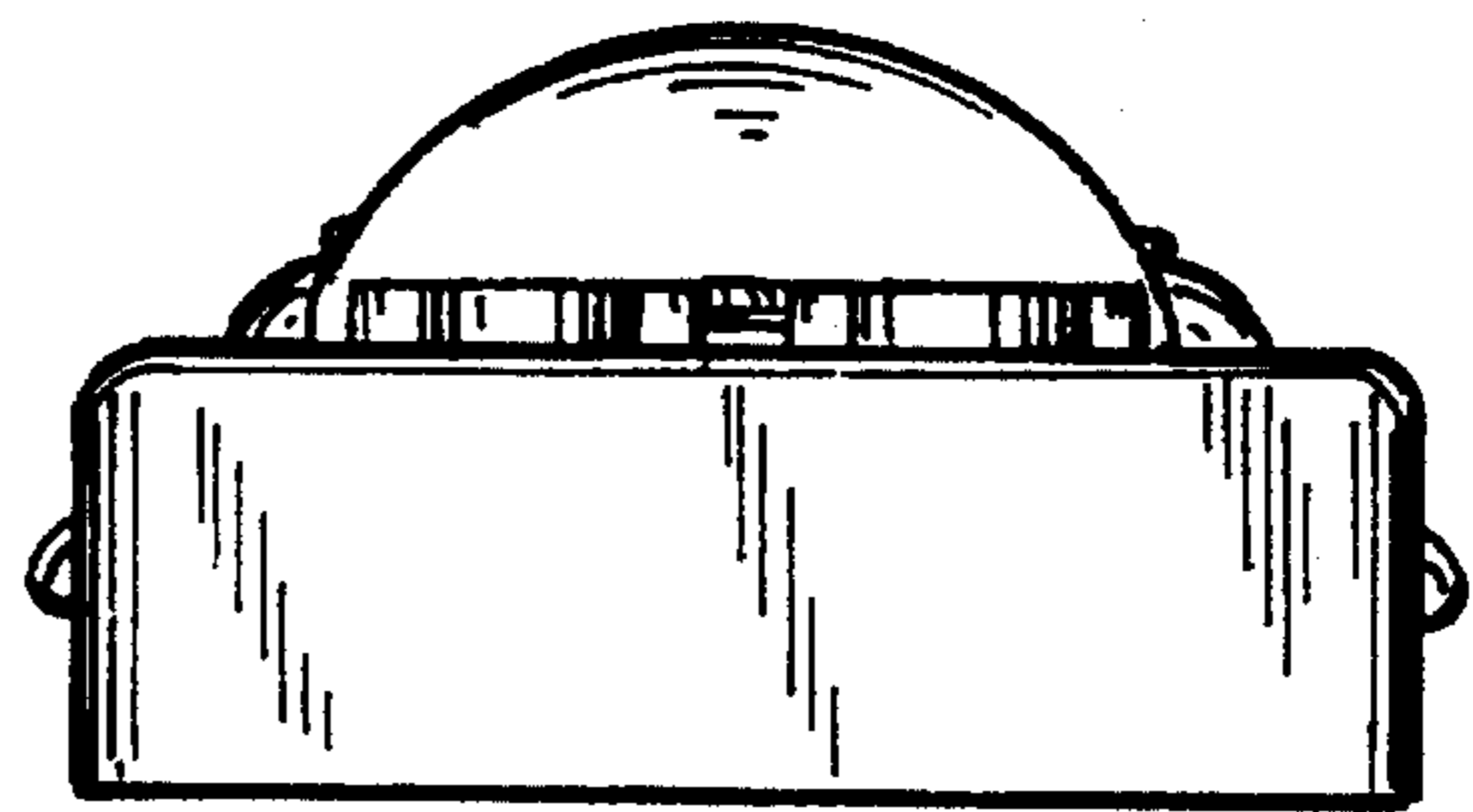
*Fig. 3*



*Fig. 4*



*Fig. 5*



*Fig. 6*