



US00D372027S

United States Patent [19] Tomoike

[11] **Patent Number:** **Des. 372,027**
[45] **Date of Patent:** ****Jul. 23, 1996**

[54] **TELEPHONE SET**

[75] **Inventor:** **Maki Tomoike**, Hiroshima-ken, Japan
[73] **Assignee:** **Sharp Kabushiki Kaisha**, Osaka, Japan
[**] **Term:** **14 Years**

[21] **Appl. No.:** **40,709**
[22] **Filed:** **Jun. 26, 1995**

[30] **Foreign Application Priority Data**

Dec. 26, 1994 [JP] Japan 39767
[52] **U.S. Cl.** **D14/151; D14/148**
[58] **Field of Search** D14/100, 107,
D14/140, 142, 147-151, 240, 241; D13/107,
108; 379/419, 420, 428, 440, 434-436

[56] **References Cited**

U.S. PATENT DOCUMENTS

D. 312,458 11/1990 Suzuki D14/148 X
D. 316,857 5/1991 Park D14/148 X
D. 319,829 9/1991 Wu D14/150 X
D. 339,133 9/1993 Roegner D14/151
D. 345,557 3/1994 Akatsu et al. D14/151
D. 347,222 5/1994 Hino et al. D14/149
D. 349,899 8/1994 Siddoway et al. D14/151

D. 351,164 10/1994 Siddoway et al. D14/149
D. 354,955 1/1995 Wicks D14/149 X
D. 355,189 2/1995 Folkes et al. D14/149
D. 361,999 9/1995 Roegner D14/149
D. 362,001 9/1995 Roegner D14/151
D. 366,873 2/1996 Nakayama D14/149 X

Primary Examiner—Jeffrey Asch
Attorney, Agent, or Firm—Nixon & Vanderhye

[57] **CLAIM**

The ornamental design for a "telephone set," as shown and described.

DESCRIPTION

FIG. 1 is a top, front and right side perspective view of a telephone set according to my design;
FIG. 2 is a top plan view thereof;
FIG. 3 is a front elevational view thereof;
FIG. 4 is a right side elevational view thereof;
FIG. 5 is a rear elevational view thereof;
FIG. 6 is a left side elevational view thereof;
FIG. 7 is a bottom plan view thereof;
FIG. 8 is a view similar to FIG. 1 with the handset lying on its back on the telephone base; and,
FIG. 9 is a perspective view of the handset and telephone base separated one from the other.

1 Claim, 7 Drawing Sheets


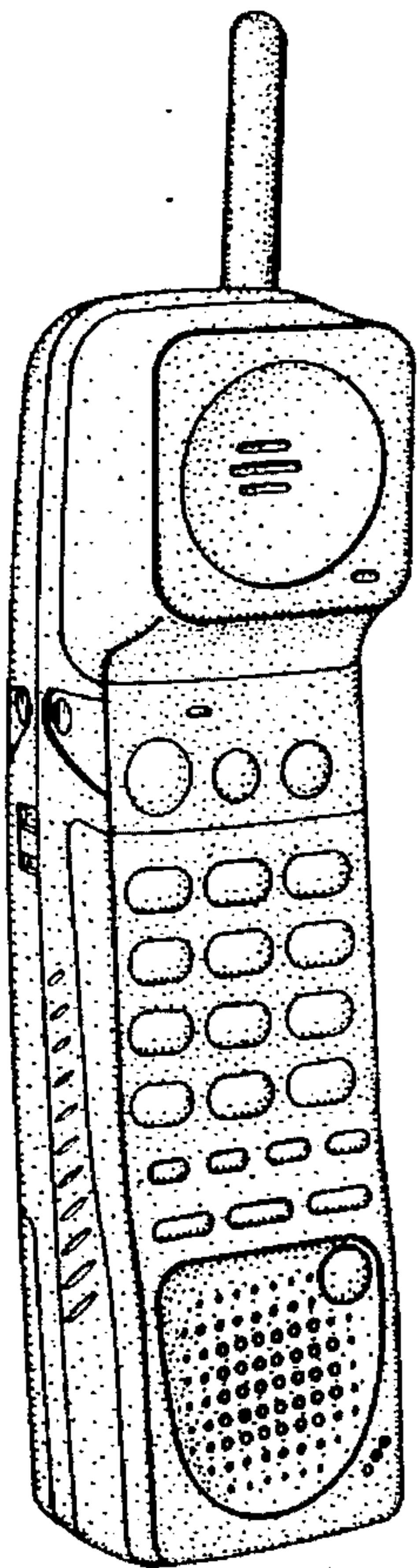


FIG. 1




FIG. 2




FIG. 3

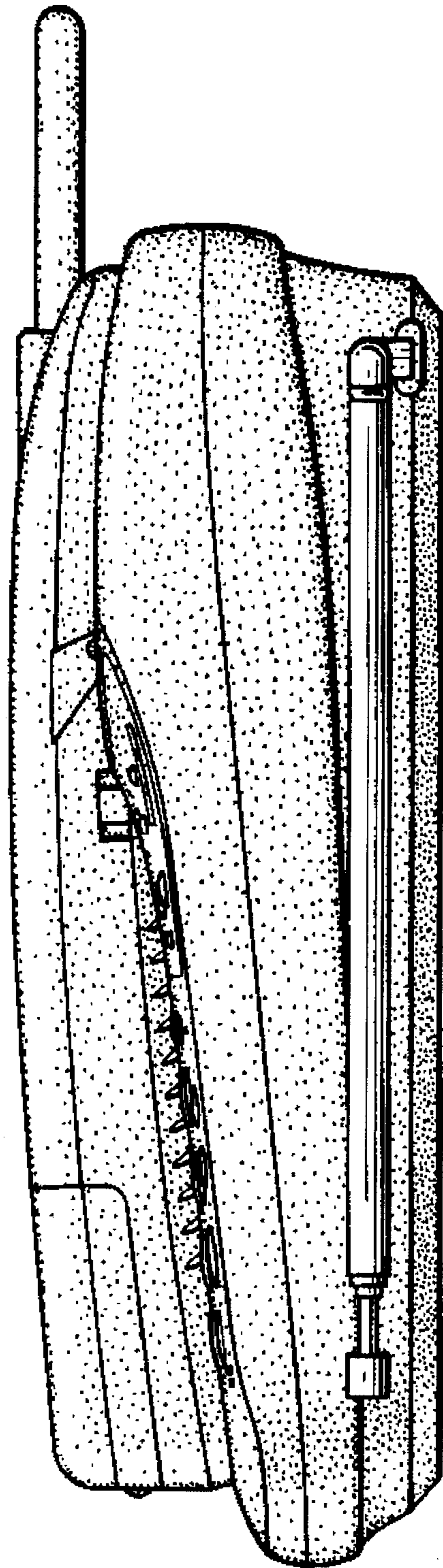
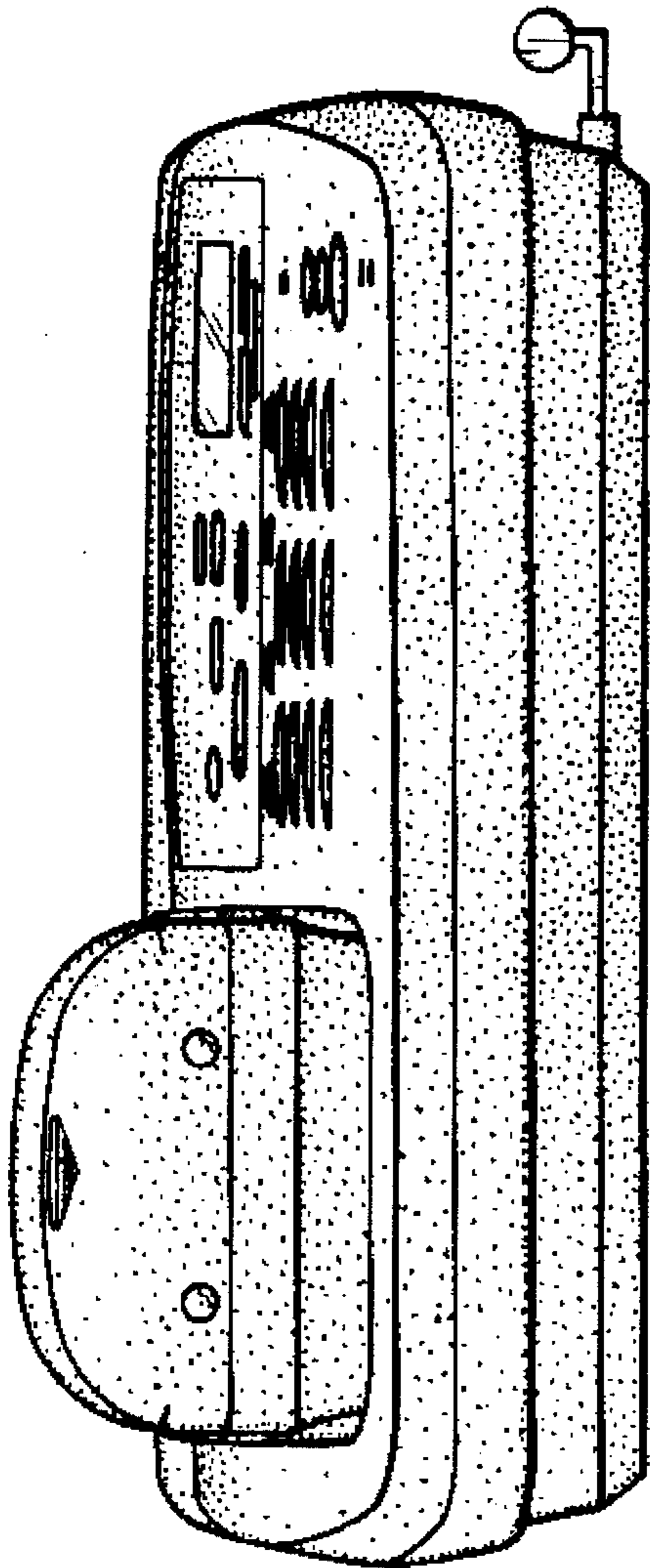


FIG. 4

FIG. 5

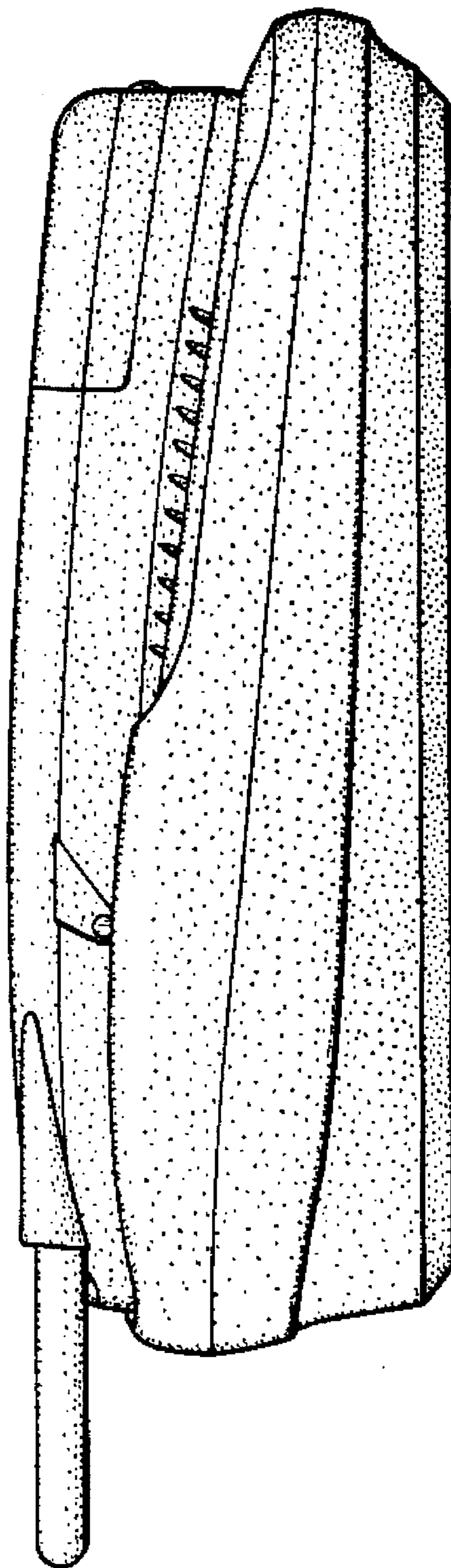
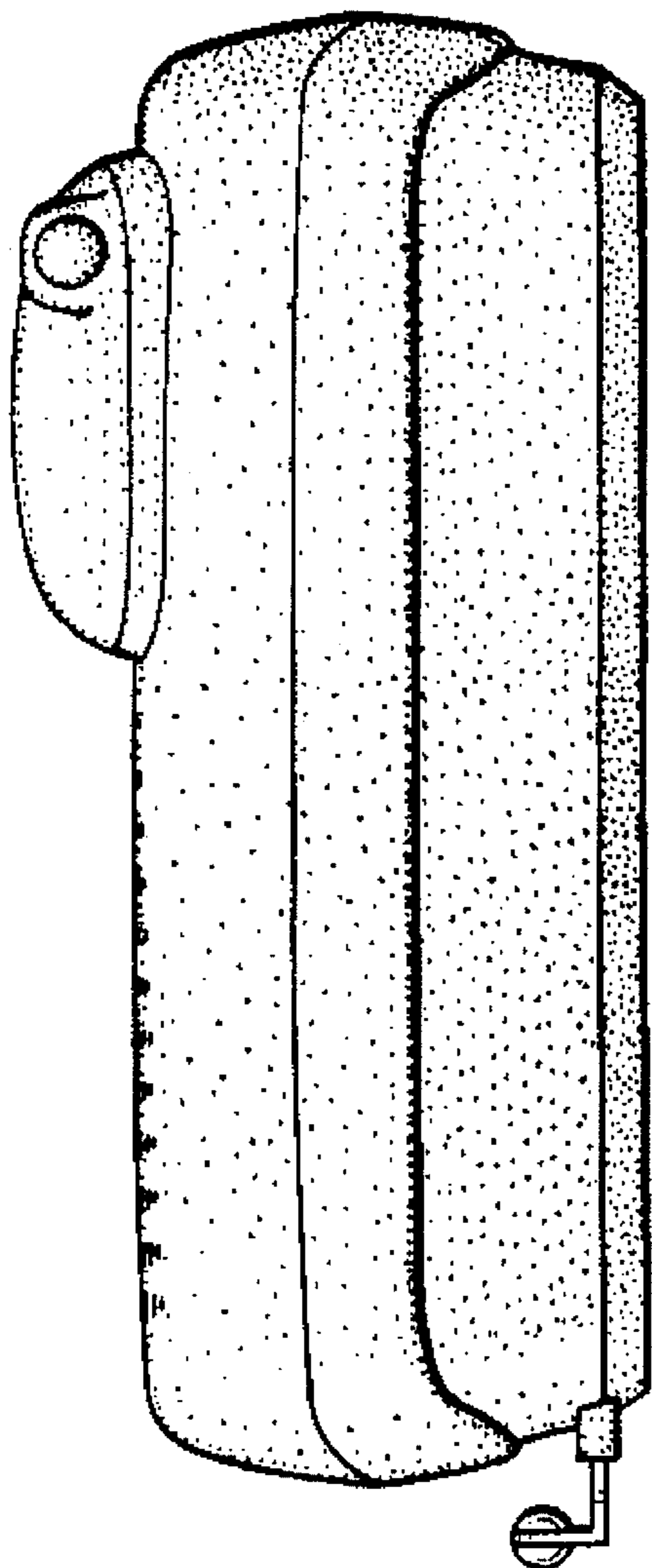


FIG. 6

FIG. 7

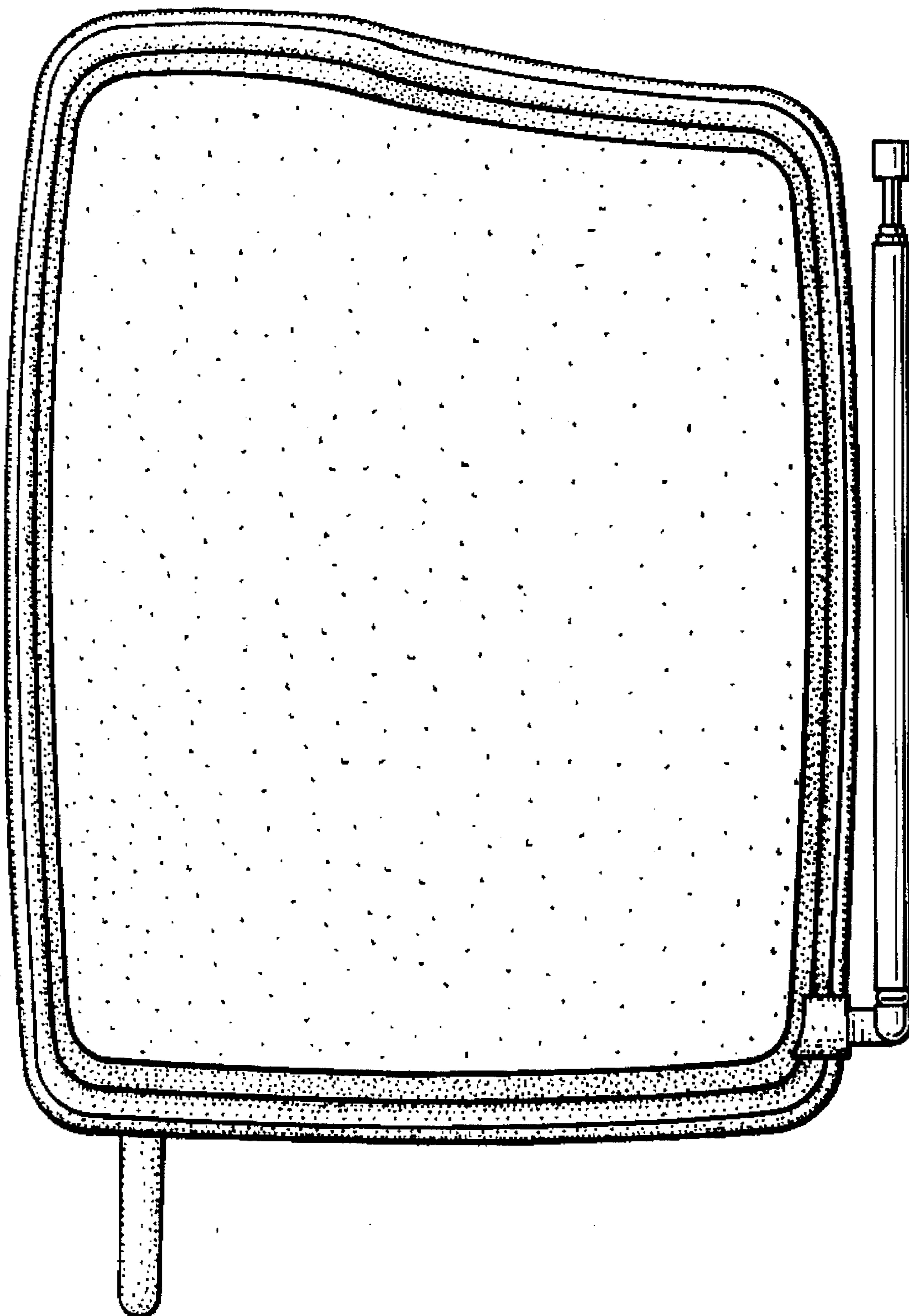


FIG. 8




FIG. 9

