



US00D371972S

**United States Patent** [19]  
**Wong**

[11] **Patent Number: Des. 371,972**

[45] **Date of Patent: \*\*Jul. 23, 1996**

[54] **CLOCK**  
[75] **Inventor: Sai-Wing Wong, Kowloon, Hong Kong**  
[73] **Assignee: Eastman Time Ltd., Hong Kong, Hong Kong**  
[\*\*] **Term: 14 Years**

[21] **Appl. No.: 39,218**  
[22] **Filed: May 24, 1995**  
[52] **U.S. Cl. .... D10/6; D10/33**  
[58] **Field of Search .... D10/30-39, 1-6; D17/14, 19; 368/285**

[56] **References Cited**  
**U.S. PATENT DOCUMENTS**

D. 17,075	1/1887	Hiller	.....	D10/6
D. 186,826	12/1959	Fender	.....	D17/14
D. 187,001	1/1960	Fender	.....	D17/14
D. 266,907	11/1982	Salen	.....	D10/6

D. 269,437	6/1983	Wilson	.....	D17/14
3,143,028	8/1964	Fender	.....	D17/14 X

**FOREIGN PATENT DOCUMENTS**

9204111	5/1992	Germany	.....	D10/6
---------	--------	---------	-------	-------

*Primary Examiner*—Nelson C. Holtje  
*Attorney, Agent, or Firm*—Burns, Doane, Swecker & Mathis

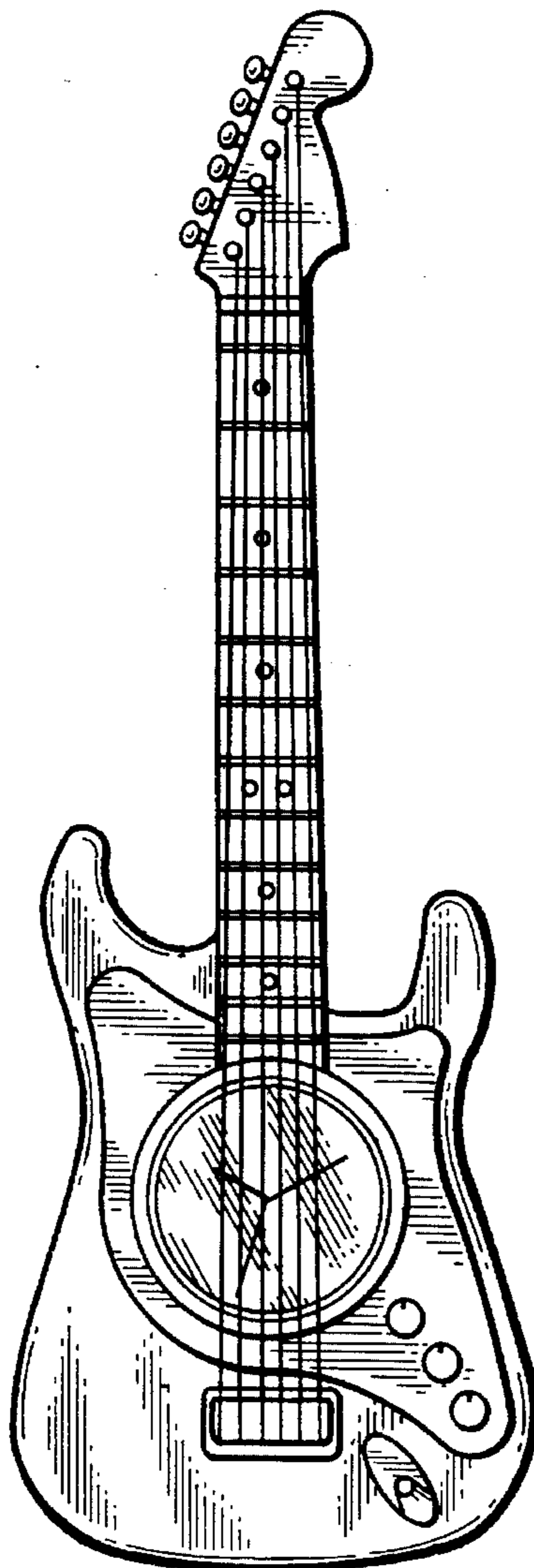
[57] **CLAIM**

The ornamental design for a clock, as shown and described.

**DESCRIPTION**

FIG. 1 is the front elevational view of a clock showing my new design;  
FIG. 2 is the rear elevational view thereof;  
FIG. 3 is the left side view thereof;  
FIG. 4 is the right side view thereof;  
FIG. 5 is the top plan view thereof; and,  
FIG. 6 is the bottom view thereof.

**1 Claim, 3 Drawing Sheets**



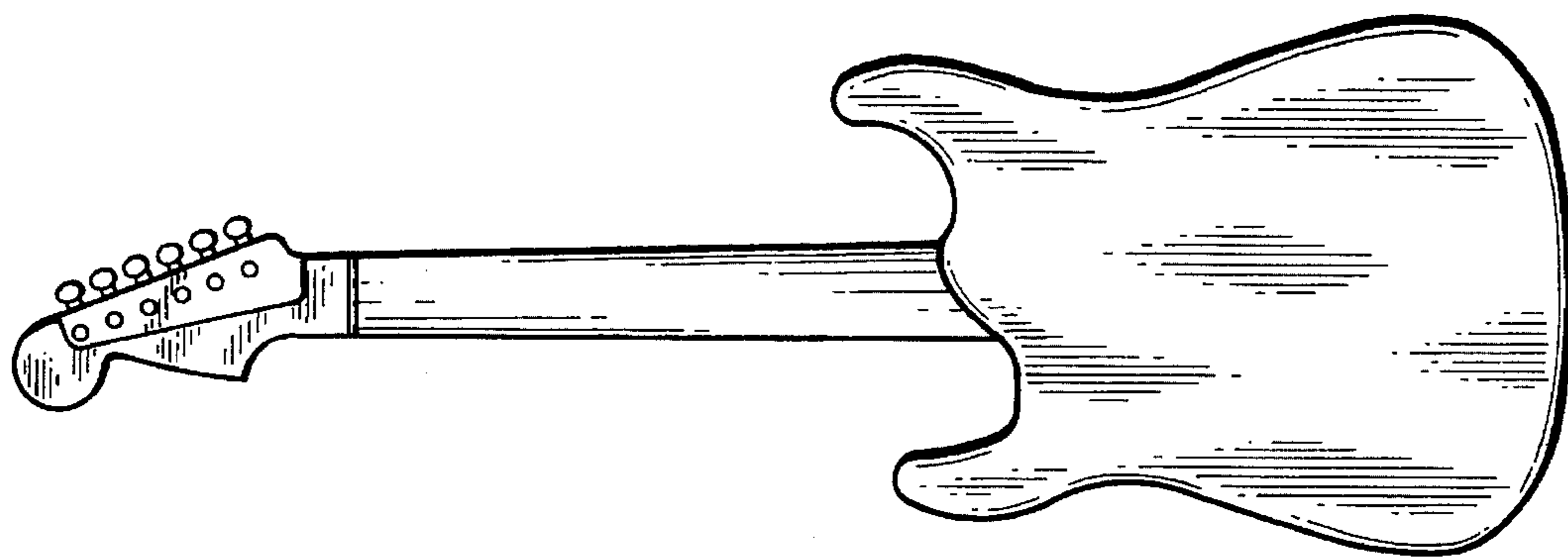


FIG. 2

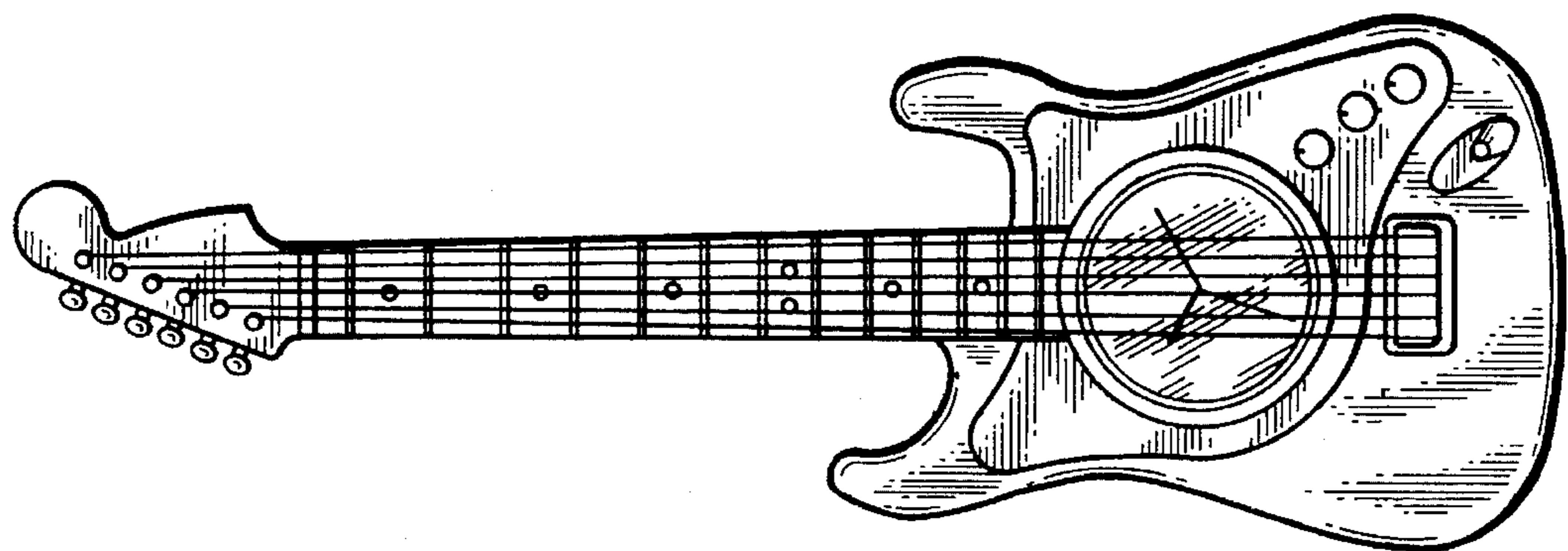


FIG. 1

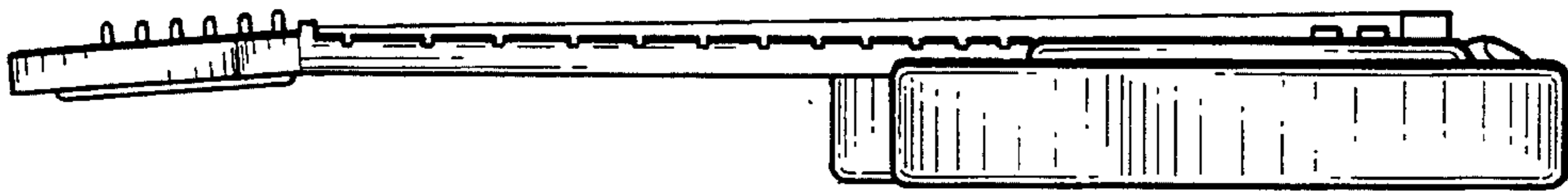


FIG. 4

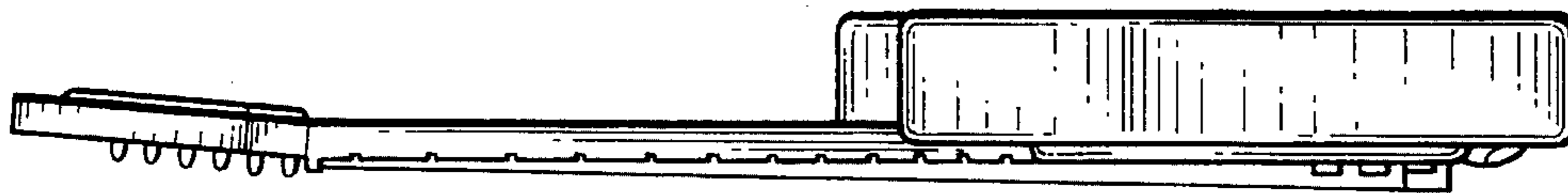


FIG. 3

