



US00D371951S

# United States Patent [19]

[11] Patent Number: **Des. 371,951**

Rabo et al.

[45] Date of Patent: **\*\*Jul. 23, 1996**

## [54] REPLACEMENT SPRING PLATE FOR A VEHICLE

[76] Inventors: **Frederick N. Rabo**, 2120 Oro-Chico Hwy., Durham, Calif. 95938; **Steven J. Masonek**, 7475 Cana Hwy., Chico, Calif. 95926

[\*\*] Term: **14 Years**

[21] Appl. No.: **36,436**

[22] Filed: **Mar. 20, 1995**

[52] U.S. Cl. .... **D8/323; D8/400; D8/499**

[58] Field of Search ..... **D8/323, 400, 402, D8/499; 16/65, 73, 82, 83, 85; 267/36.1, 158, 160; 236/146.11**

### [56] References Cited

#### U.S. PATENT DOCUMENTS

86,318	1/1869	Powars	16/73
D. 334,338	3/1993	Dances	D8/400
449,482	3/1891	Levy	16/85
2,779,050	1/1957	Semar	16/82
2,899,718	8/1959	Engles	16/85 X
4,927,121	5/1990	Komarov et al.	267/36.1 X

#### FOREIGN PATENT DOCUMENTS

2456877	6/1976	Germany	16/82
1317151	5/1973	United Kingdom	16/82

### OTHER PUBLICATIONS

Pritzlaff hardware cat. ©1952, p. 781: window control spring top center page.

Grammes Metal Products Cat No. 66 ©1941; p. 32: 3rd row: item #1700; 4th row: item #33687.

*Primary Examiner*—Ted Shooman

*Assistant Examiner*—C. Tuttle

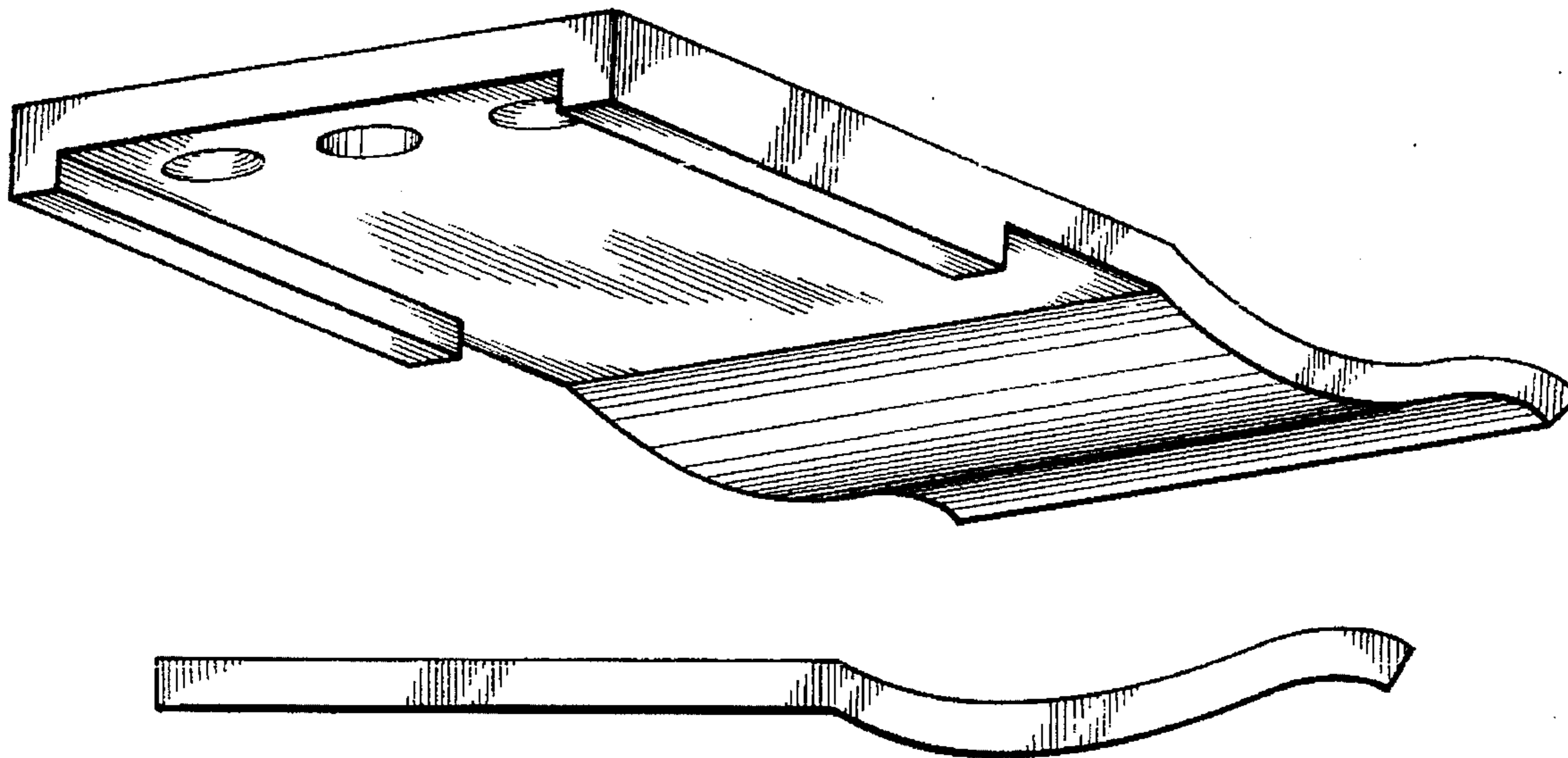
### [57] CLAIM

The ornamental design for a replacement spring plate for a vehicle, as shown and described.

### DESCRIPTION

FIG. 1 is a top plan view of a replacement spring plate for a vehicle showing a first embodiment of our new design; FIG. 2 is a bottom plan view thereof; FIG. 3 is a bottom perspective view thereof; FIG. 4 is a right side view thereof, with the left side view appearing as a mirror image of the right side view; FIG. 5 is a back end view thereof; FIG. 6 is a front end view thereof; FIG. 7 is a top plan view of a replacement spring plate for a vehicle showing a second embodiment of our new design; FIG. 8 is a bottom plan view thereof; FIG. 9 is a right side view thereof, with the left side view appearing as a mirror image of the right side view; FIG. 10 is a back end view thereof; and, FIG. 11 is a front end view thereof.

**1 Claim, 7 Drawing Sheets**






FIG. 1




FIG. 2

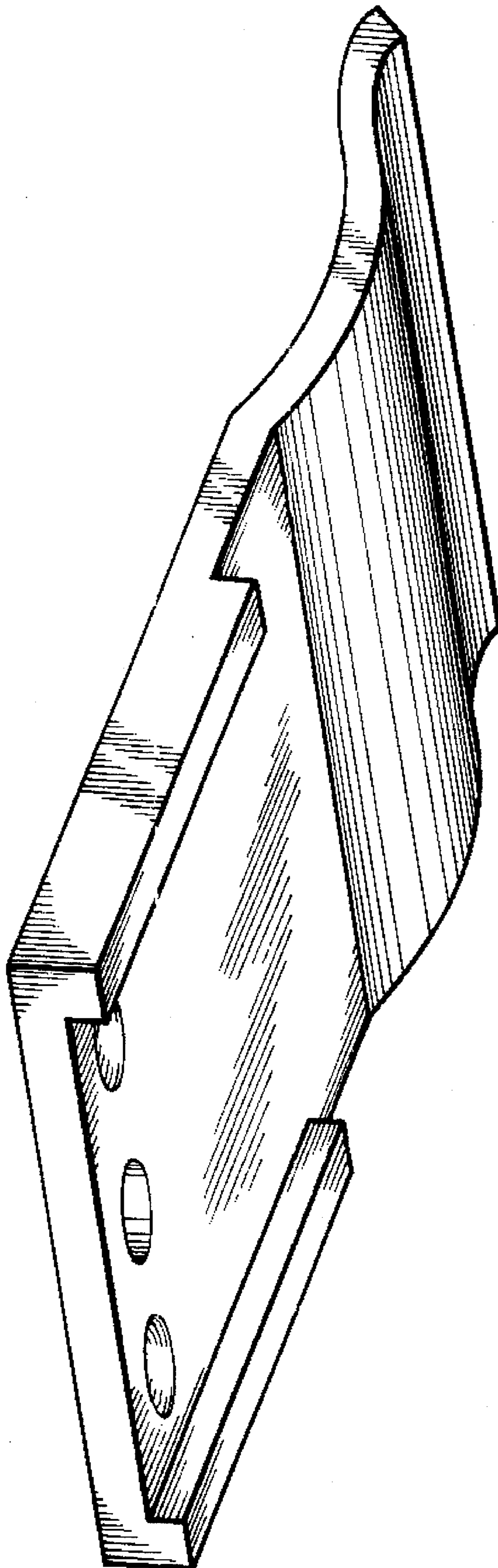


FIG. 3

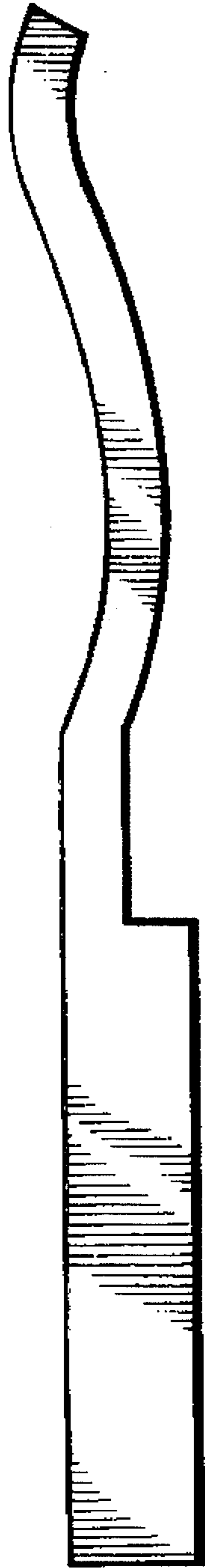


FIG. 4




FIG. 6

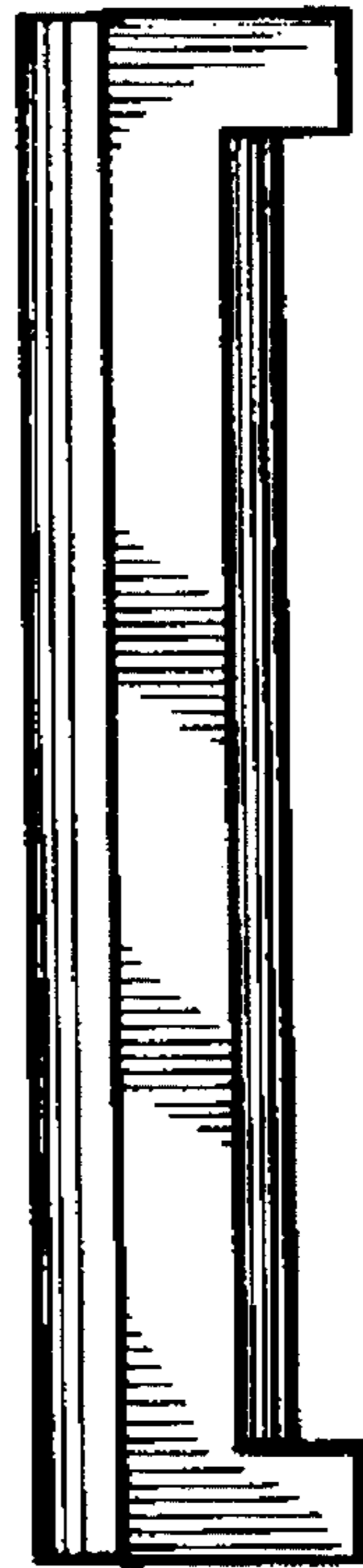


FIG. 5




FIG. 7




FIG. 8

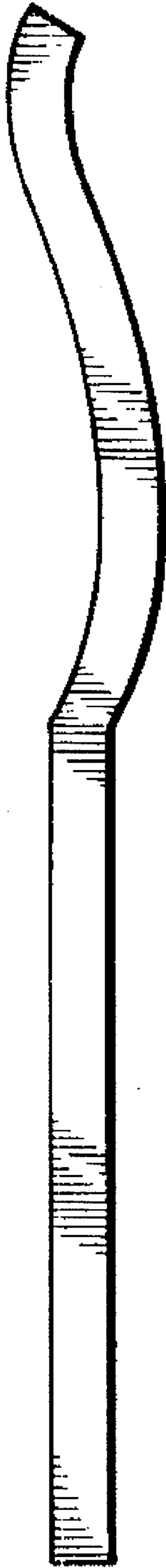


FIG. 9




FIG. 10




FIG. 11