



US00D371949S

United States Patent [19]

Abucewicz et al.

[11] Patent Number: **Des. 371,949**

[45] Date of Patent: ****Jul. 23, 1996**

[54] TELECOMMUNICATIONS TERMINATION TOOL HANDLE

D. 329,796 9/1992 Olson et al. D8/107
1,860,561 5/1932 Warner 81/489

[75] Inventors: **Richard T. Abucewicz**, New Britain;
Timothy Repp, New Hartford, both of Conn.

OTHER PUBLICATIONS

AT&T Network Systems; 788J1 Tool for 88 Connector date unknown.

[73] Assignee: **The Siemon Company**, Watertown, Conn.

Systemax PDS Components Guide; Dec. 1990; Impact Tool, AT-8762 D and 110 Impact Tool, 788J1.

[**] Term: **14 Years**

Primary Examiner—Dominic Simone

Attorney, Agent, or Firm—Fishman, Dionne & Cantor

[21] Appl. No.: **30,711**

[57] CLAIM

[22] Filed: **Nov. 4, 1994**

The ornamental design for a telecommunications termination tool handle, as shown and described.

[52] U.S. Cl. **D8/107**

[58] Field of Search D8/107, 300, 303,
D8/315; 16/110 R, 114 R, 116 R; 81/480,
488, 489; 70/DIG. 73; 74/543, 545; 292/DIG. 6,
DIG. 68

DESCRIPTION

FIG. 1 is a front elevational view of a telecommunications termination tool handle showing our new design;

FIG. 2 is a bottom plan view thereof;

FIG. 3 is a top plan view thereof;

FIG. 4 is a rear elevational view thereof;

FIG. 5 is a right side elevational view thereof; and,



FIG. 6 is a left side elevational view thereof.

[56] References Cited

U.S. PATENT DOCUMENTS

D. 105,813 8/1937 Stark D8/303
D. 185,613 6/1959 Price D8/303
D. 230,927 3/1974 Galetski D8/303
D. 279,347 6/1985 Clivio et al. D8/303

1 Claim, 1 Drawing Sheet






FIG. 3




FIG. 1




FIG. 2

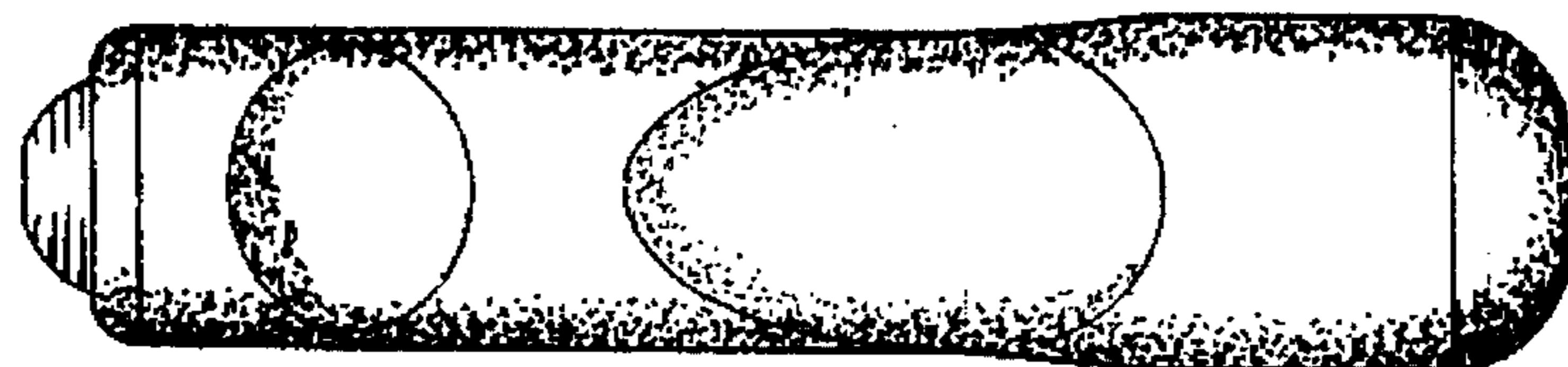


FIG. 4




FIG. 6




FIG. 5