



US00D371947S

United States Patent [19]
Mellinger

[11] **Patent Number: Des. 371,947**

[45] **Date of Patent: **Jul. 23, 1996**

[54] **SCREWDRIVER SHAFT**
[75] Inventor: **Philip Mellinger**, Worthington, Ohio
[73] Assignee: **Cross Medical Products, Inc.**,
Columbus, Ohio
[**] Term: **14 Years**

3,842,875 10/1974 Tascone 7/165
3,985,170 10/1976 Iskra D8/86
4,191,228 3/1980 Fenton 81/436
5,013,316 5/1991 Goble et al. D24/145
5,237,893 8/1993 Ryder et al. 81/436
5,364,400 11/1994 Rego, Jr. et al. D24/145

Primary Examiner—Philip S. Hyder
Attorney, Agent, or Firm—Hudak & Shunk Co.

[21] Appl. No.: **28,547**
[22] Filed: **Sep. 19, 1994**
[52] U.S. Cl. **D8/86; D24/133; D24/145;**
D24/146; D24/147
[58] **Field of Search** **D8/14, 82, 85,**
D8/86; D24/133, 146, 145, 147; 81/436;
606/104, 72, 73, 77

[57] **CLAIM**

The ornamental design for a screwdriver shaft, as shown and described.

DESCRIPTION

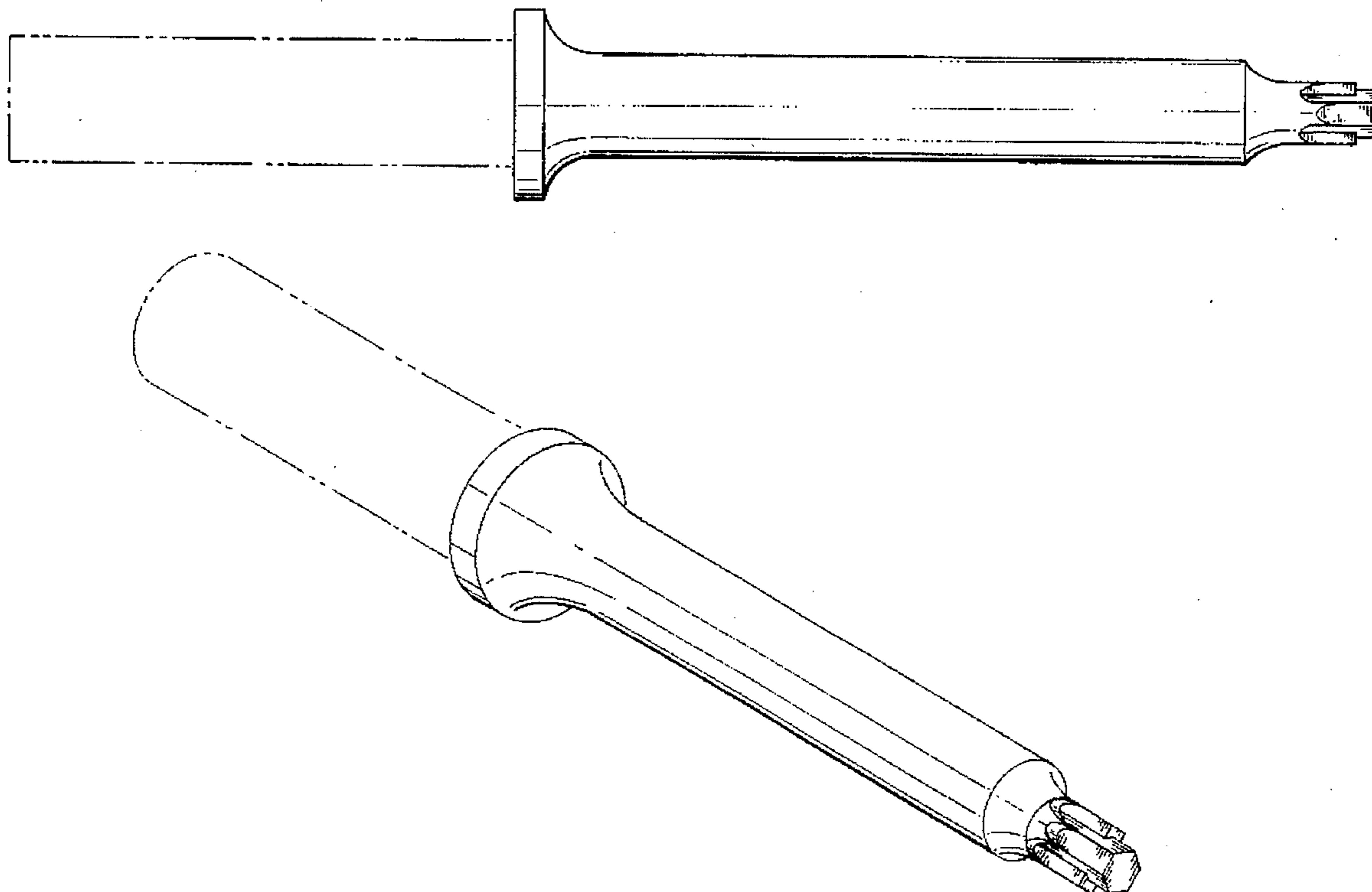
FIG. 1 is a front elevational view of a screwdriver shaft, embodying the new design;
FIG. 2 is a top view with respect to FIG. 1;
FIG. 3 is a left end elevational view with respect to FIG. 1;
FIG. 4 is a right end elevational view with respect to FIG. 1; and,
FIG. 5 is a perspective view thereof.
The broken line portions of the drawing are for illustrative purposes only and form no part of the claimed design.

[56] **References Cited**

U.S. PATENT DOCUMENTS

D. 273,556 4/1984 Henry D8/86
D. 311,483 10/1990 Espin D8/86
D. 312,034 11/1990 Espin D8/86
2,193,477 3/1940 DeVellier D8/86
3,424,212 1/1969 Kemper 81/436

1 Claim, 2 Drawing Sheets



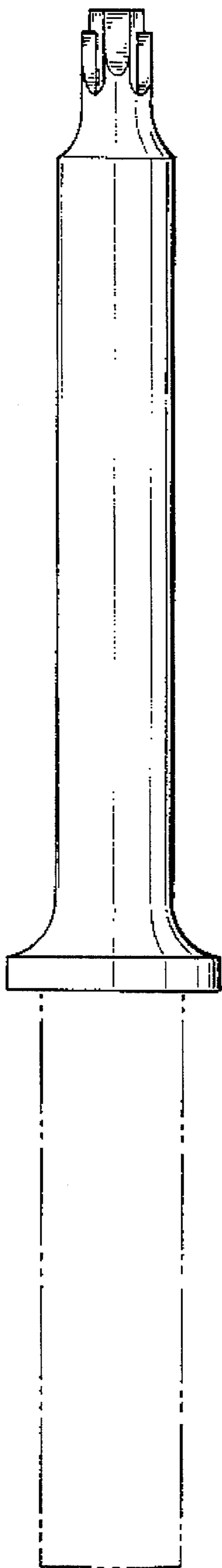


FIG. - 1

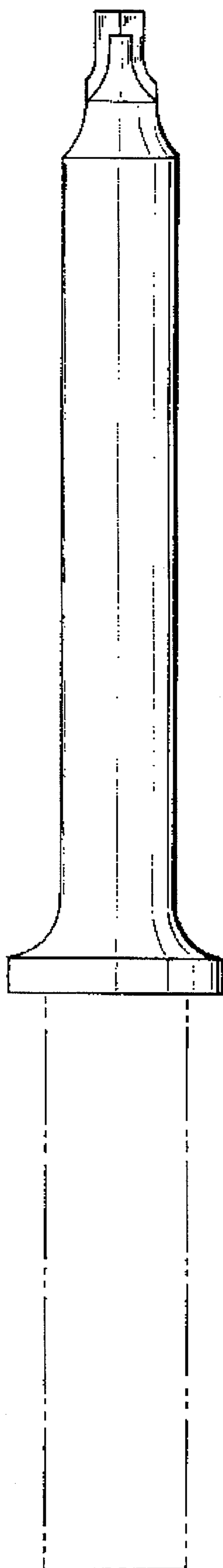


FIG. - 2

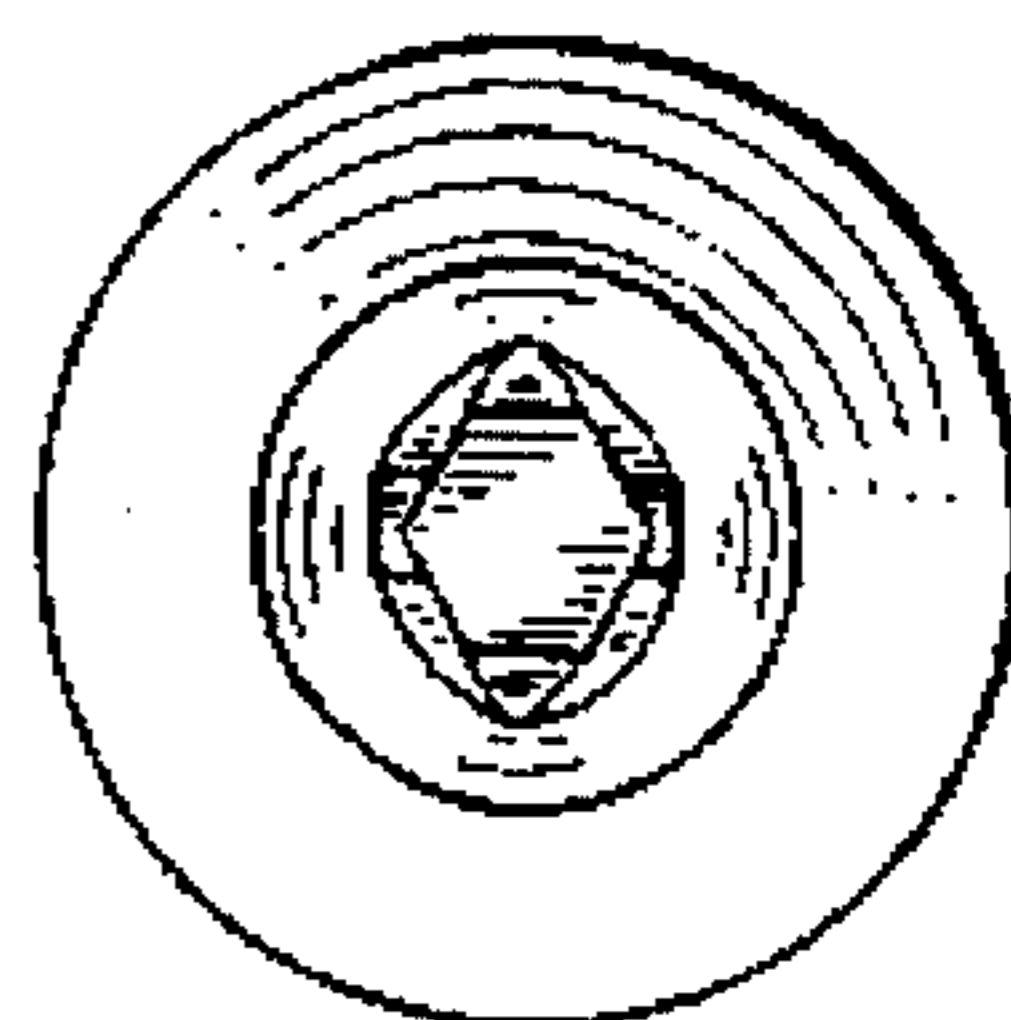


FIG. - 4

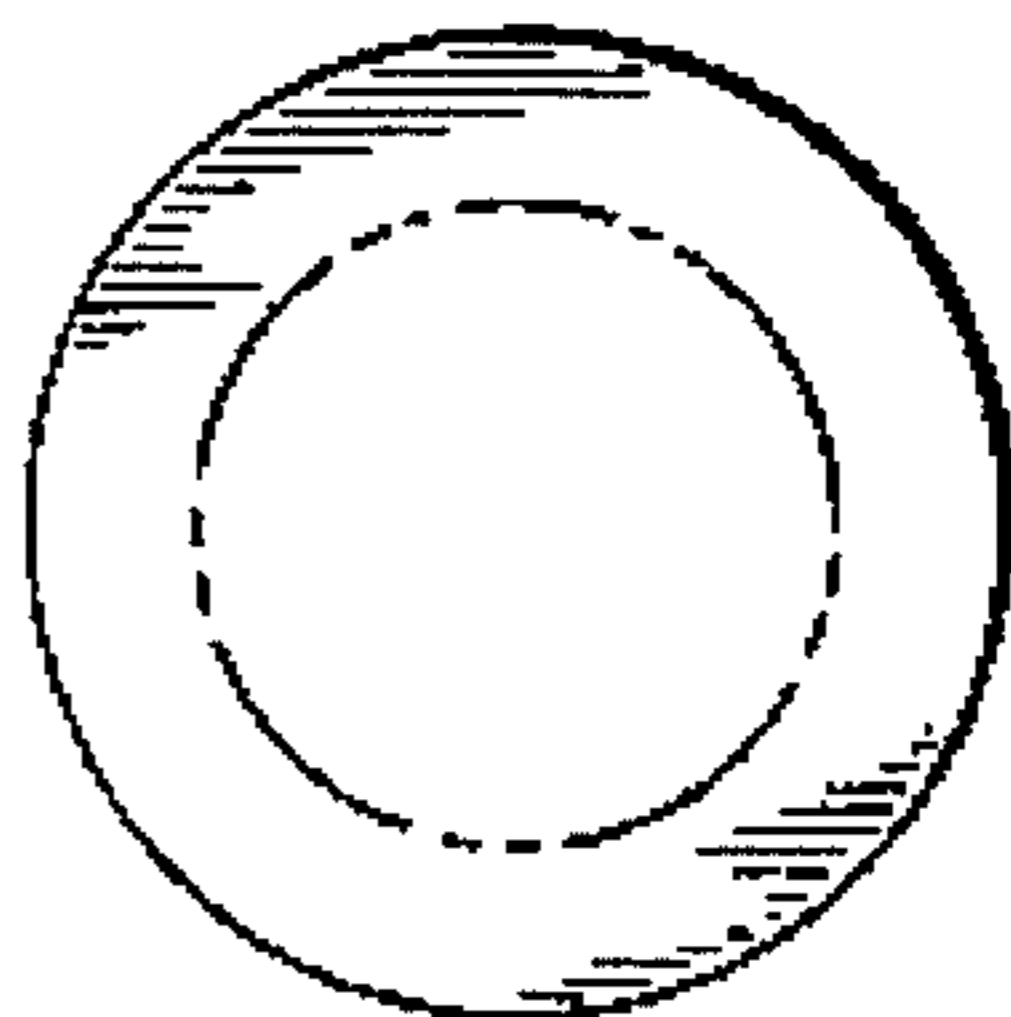


FIG. - 3

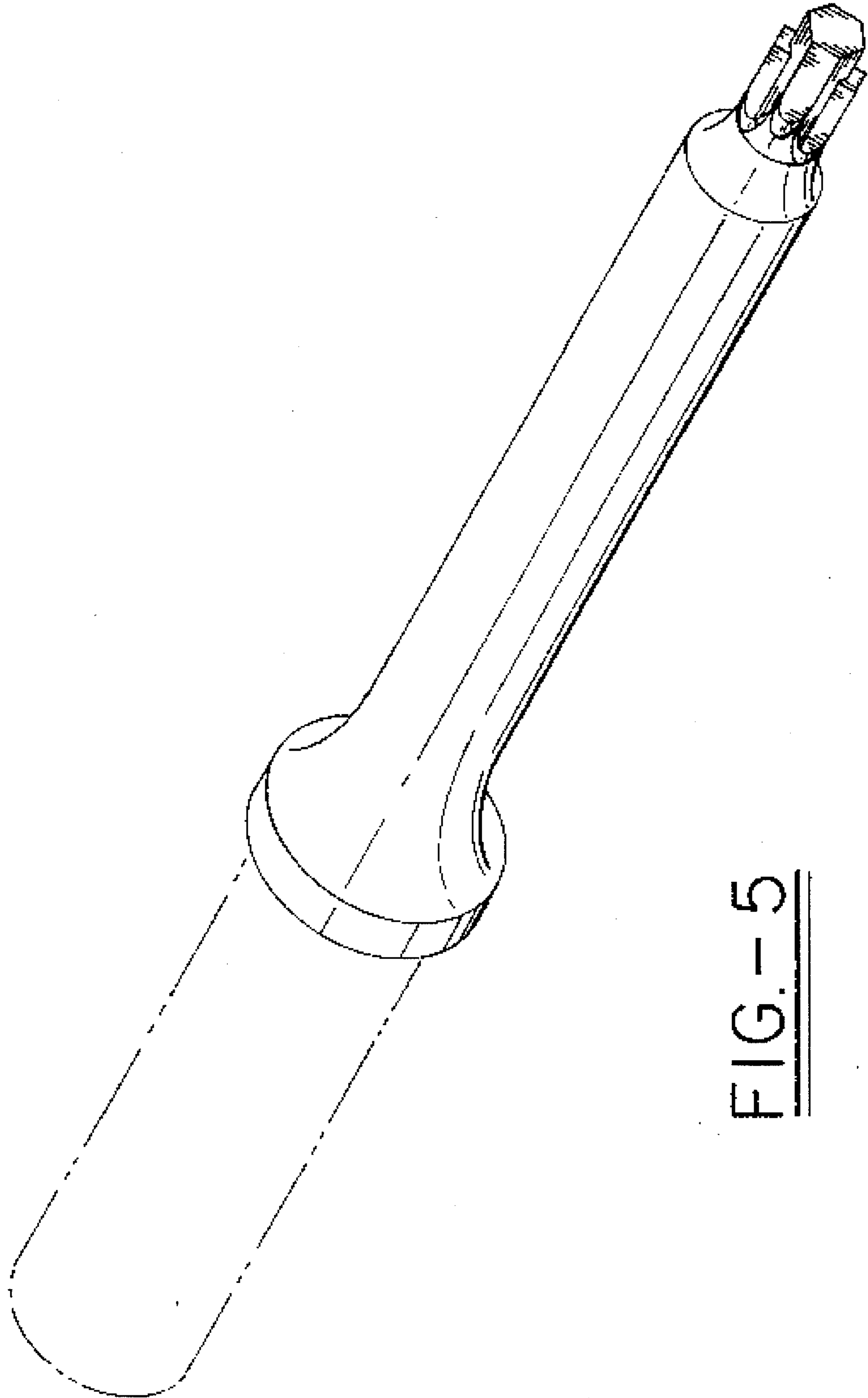


FIG. - 5