



US00D371944S

United States Patent [19]
Spirer

[11] **Patent Number: Des. 371,944**
[45] **Date of Patent: **Jul. 23, 1996**

[54] **DRIVE CAP FOR GROUNDING ROD**

5,020,605 6/1991 Leishman 173/1
5,375,664 12/1994 McDowell et al. 173/1

[76] Inventor: **Steven E. Spirer**, 100B Oak St.,
Norwood, N.J. 07648

Primary Examiner—Doris Clark
Attorney, Agent, or Firm—Weingram & Zall

[**] Term: **14 Years**

[57] **CLAIM**

[21] Appl. No.: **35,093**

The ornamental design for drive cap for grounding rod, as shown and described.

[22] Filed: **Feb. 21, 1995**

[52] U.S. Cl. **D8/14**

DESCRIPTION

[58] Field of Search D25/199; D8/1,
D8/14; 52/127.1, 127.5, DIG. 1; 173/170,
13, 30, 31-37, 53, 131

FIG. 1 is a perspective view of a drive cap for grounding rod showing my new design;
FIG. 2 is a top elevational view;
FIG. 3 is a side elevational view, any other side elevational view being identical thereto; and,
FIG. 4 is a bottom view.

[56] **References Cited**

U.S. PATENT DOCUMENTS

3,897,835 8/1975 Federick 173/131
4,465,145 8/1984 Kühn 173/131
4,733,812 3/1988 Lewis et al. D8/14

1 Claim, 1 Drawing Sheet




FIG. 1




FIG. 2

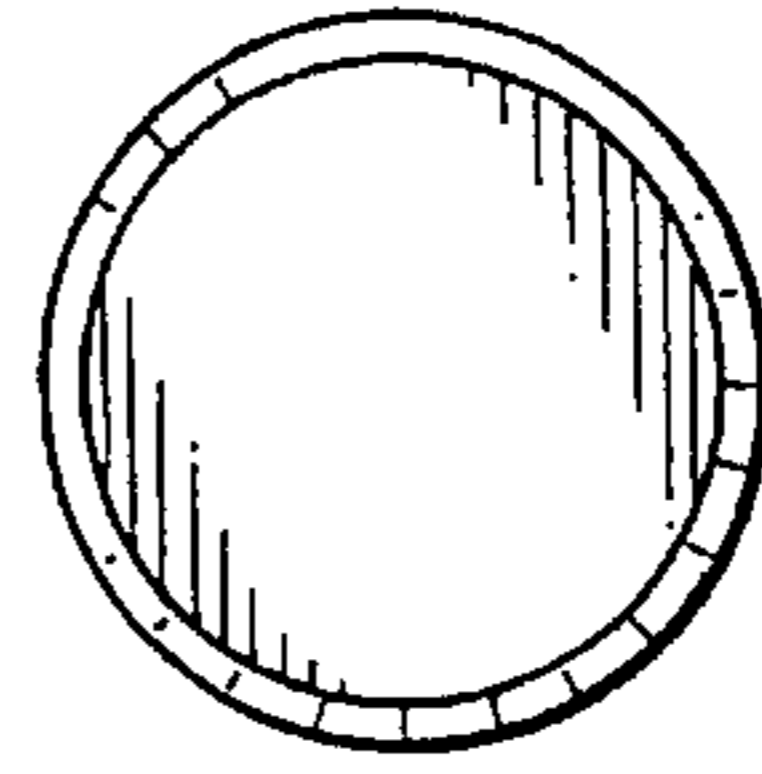


FIG. 3




FIG. 4

