



US00D371916S

United States Patent [19]

Kacprowicz

[11] Patent Number: **Des. 371,916**

[45] Date of Patent: ****Jul. 23, 1996**

[54] **TRAY FOR STORING MERCHANDISE**

[75] Inventor: **Deborah J. Kacprowicz**, Valley Stream, N.Y.

[73] Assignee: **Display Technologies, Inc.**, Whitestone, N.Y.

[**] Term: **14 Years**

[21] Appl. No.: **31,038**

[22] Filed: **Nov. 16, 1994**

[52] U.S. Cl. **D6/396**

[58] Field of Search D20/10, 40; D10/104, D10/106; D6/396, 329, 384; D25/142, 138; 52/126.6, 263, 630

[56] **References Cited**

U.S. PATENT DOCUMENTS

D. 170,733	10/1953	Wilson	D25/142
D. 276,029	10/1984	Skanman	D10/106
D. 305,881	2/1990	Bergeron	D10/106
4,745,715	5/1988	Hardwicke et al.	D25/138

Primary Examiner—Marcus A. Jackson
Attorney, Agent, or Firm—Amster, Rothstein & Ebenstein

[57] **CLAIM**

The ornamental design for a tray for storing merchandise, as shown and described.

DESCRIPTION

FIG. 1 is a top plan view of a tray for storing merchandise showing my new design, with the broken away portions indicating indeterminate length, and with it being understood that the aperture pattern would be continuous throughout;

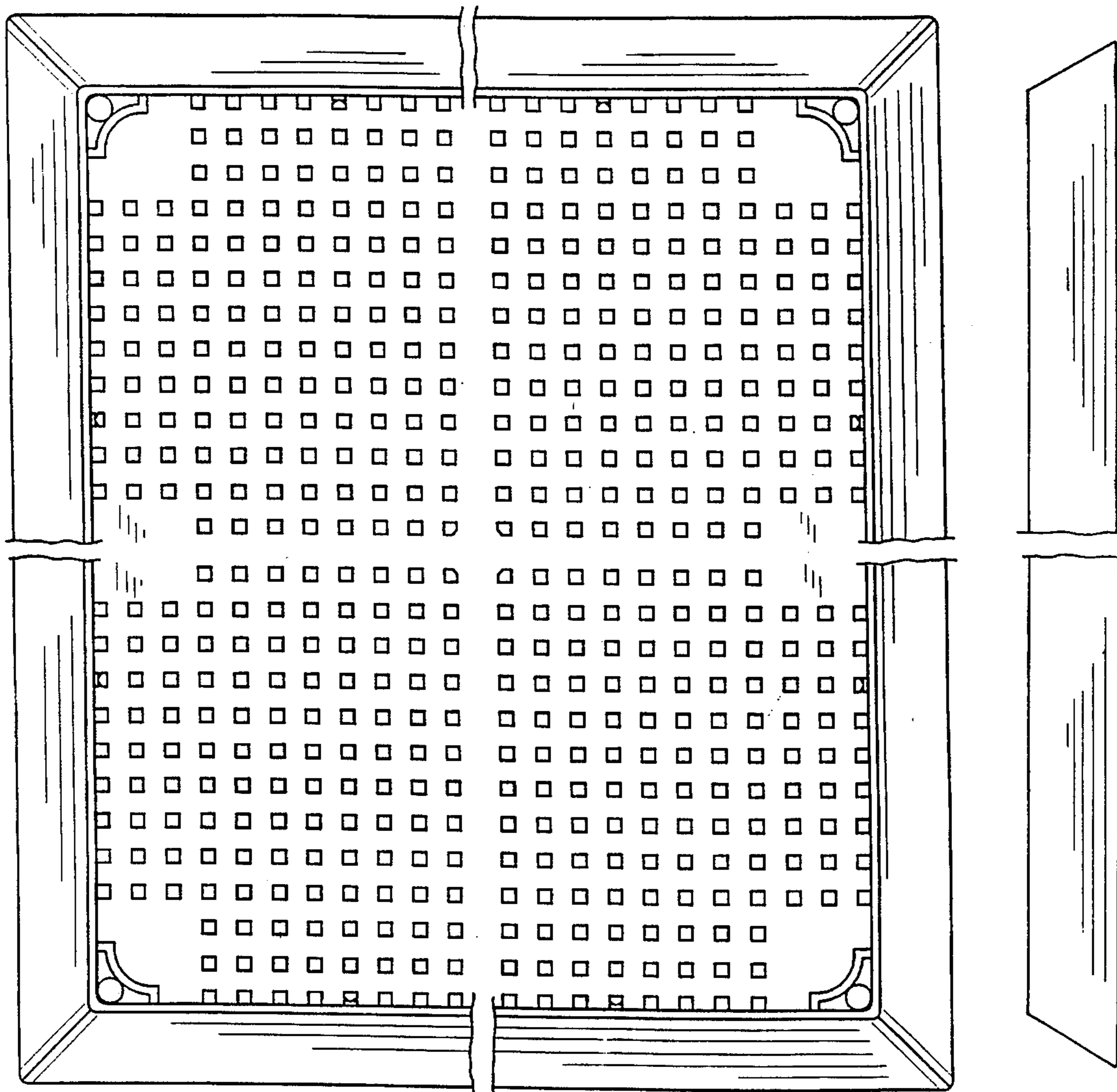
FIG. 2 is a bottom plan view thereof;

FIG. 3 is a side elevation view thereof, the opposite side being a mirror image thereof; and,

FIG. 4 is an end elevational view thereof, the opposite end being a mirror image thereof.

The phantom lines indicate that the length and width of the tray for storing merchandise are indeterminate.

1 Claim, 3 Drawing Sheets



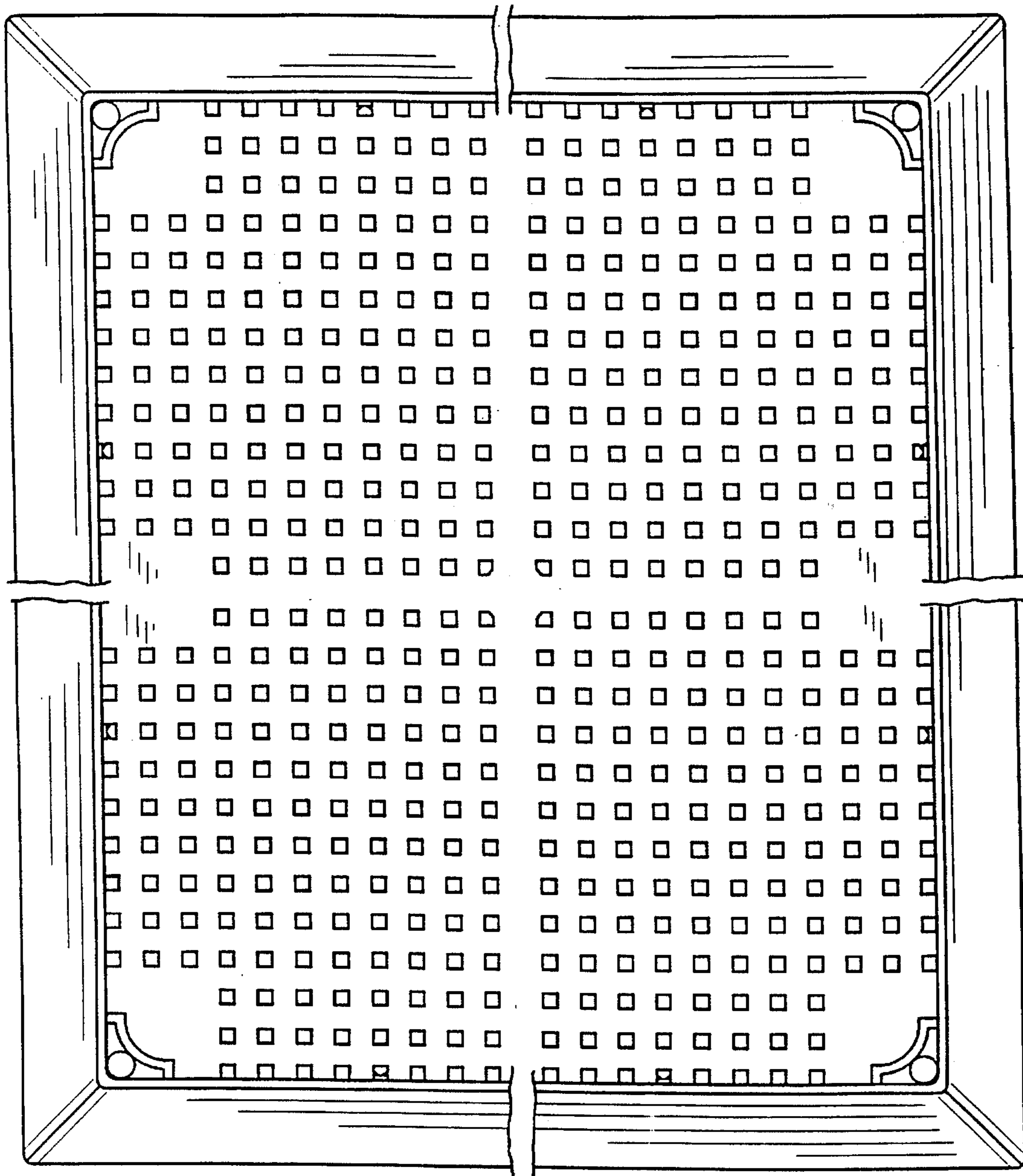


FIG. 1

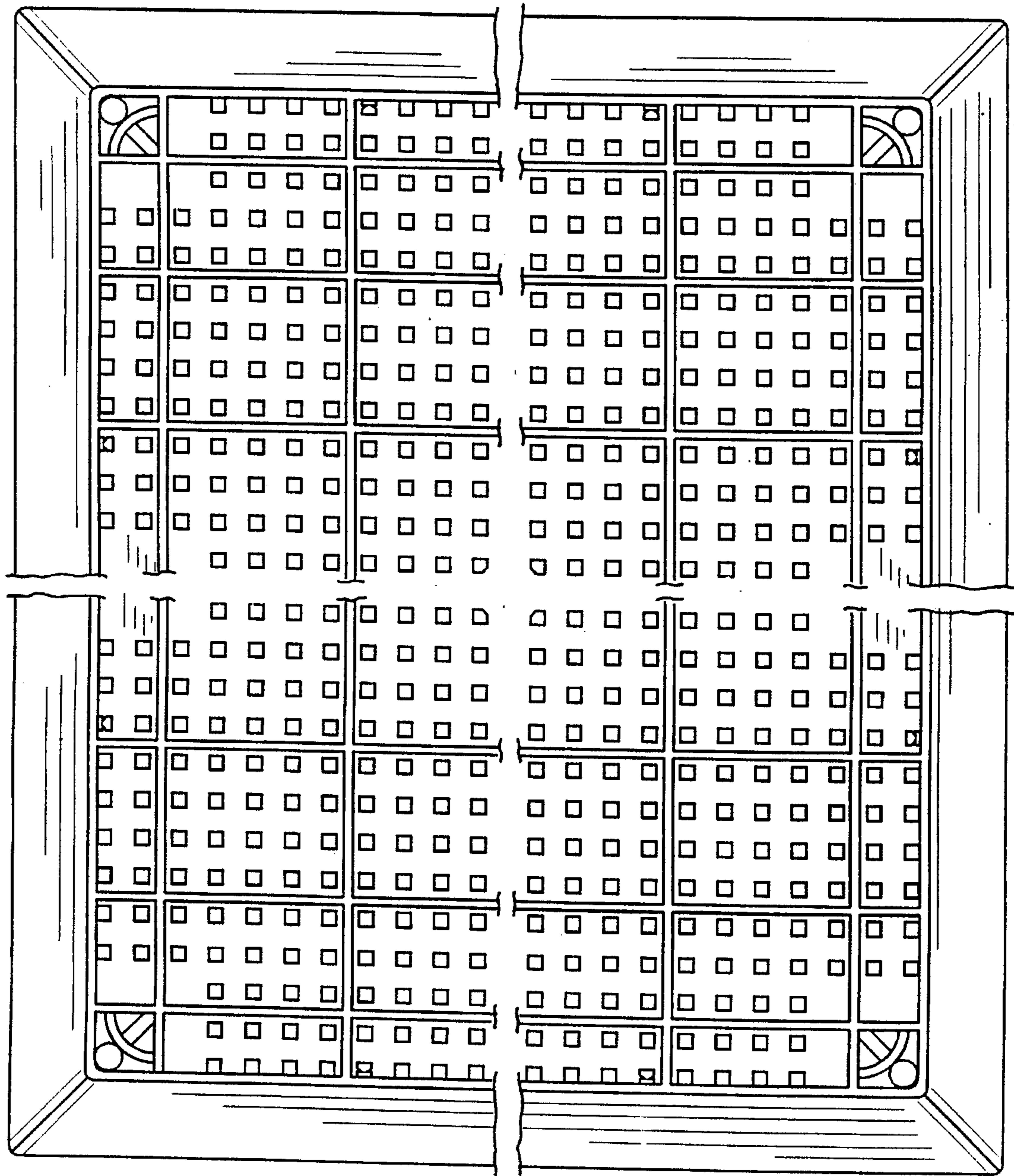


FIG. 2

FIG. 3

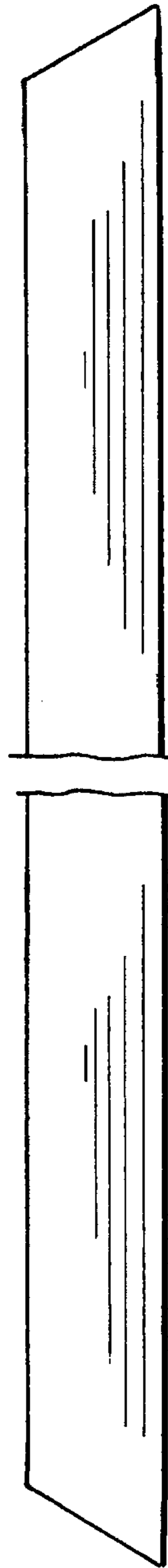


FIG. 4

