



US00D371915S

# United States Patent [19]

Natuzzi et al.

[11] Patent Number: **Des. 371,915**

[45] Date of Patent: **\*\*Jul. 23, 1996**

[54] **SOFA**

[75] Inventors: **Pasquale Natuzzi**, Santeramo In Colle;  
**Arcangelo Scarati**, Talsano, both of Italy

[73] Assignee: **Industrie Natuzzi, SpA**, Bari, Italy

[\*\*] Term: **14 Years**

[21] Appl. No.: **16,388**

[22] Filed: **Dec. 14, 1993**

[52] U.S. Cl. .... **D6/381**

[58] Field of Search ..... D6/334, 335, 336,  
D6/364, 371, 373, 381, 500, 501, 502;  
297/232

[56] **References Cited**

**PUBLICATIONS**

The Rowe Show Place Brochure, The Rowe Sofa marked at bottom left.

Natuzzi Model No. IPNO Apr. 1986 at International Home Furnishing Market in High Point, NC.

Natuzzi Model No. 741 Apr. 1990 at International Home Furnishings Market in High Point, NC.

Natuzzi Model No. 770 Oct. 1990 at International Home Furnishings Market in High Point, NC.

Natuzzi Model No. 779 Oct. 1990 at International Home Furnishings Market in High Point, NC.

Natuzzi Model No. 855 Oct. 1991 at International Home Furnishings Market in High Point, NC.

Natuzzi Model No. 865 Oct. 1991 at International Home Furnishings Market in High Point, NC.

Natuzzi Model No. 871 Oct. 1991 at International Home Furnishings Market in High Point, NC.

Natuzzi Model No. 874 Oct. 1991 at International Home Furnishings Market in High Point, NC.

Natuzzi Model No. 875 Oct. 1991 at International Home Furnishings Market in High Point, NC.

Natuzzi Model No. 902 Apr. 1992 at International Home Furnishings Market in High Point, NC.

*Primary Examiner*—Gary D. Watson

*Attorney, Agent, or Firm*—Bell, Seltzer, Park & Gibson

[57] **CLAIM**

The ornamental design for a sofa, as shown and described.

**DESCRIPTION**

FIG. 1 is a perspective view of a sofa showing our new design;

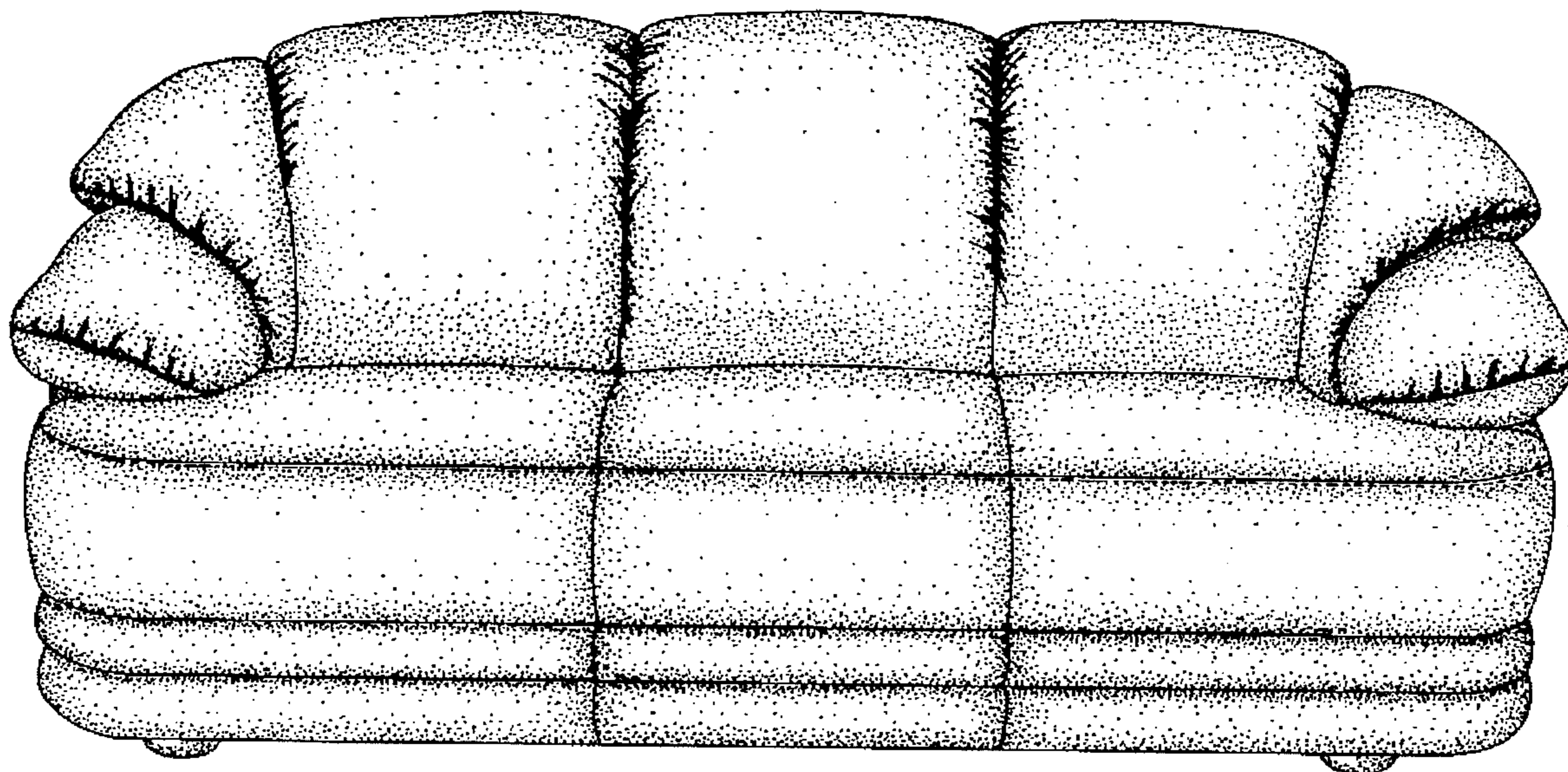
FIG. 2 is a front elevational view;


FIG. 3 is a top plan view;

FIG. 4 is a right side elevational view, and the left side elevational view being a mirror image thereof; and,

FIG. 5 is a rear elevational view.

**1 Claim, 3 Drawing Sheets**





**FIG. 1**




FIG. 2

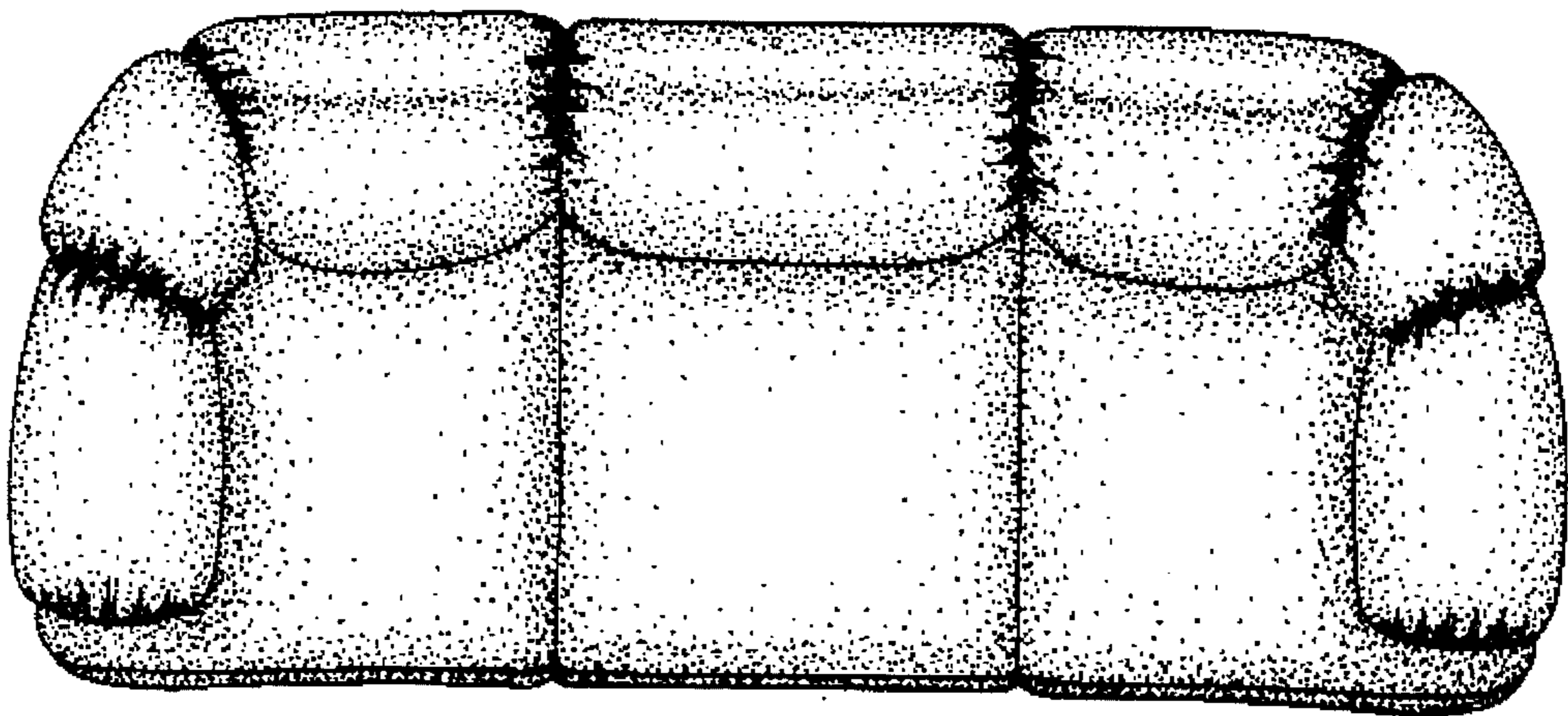


FIG. 3

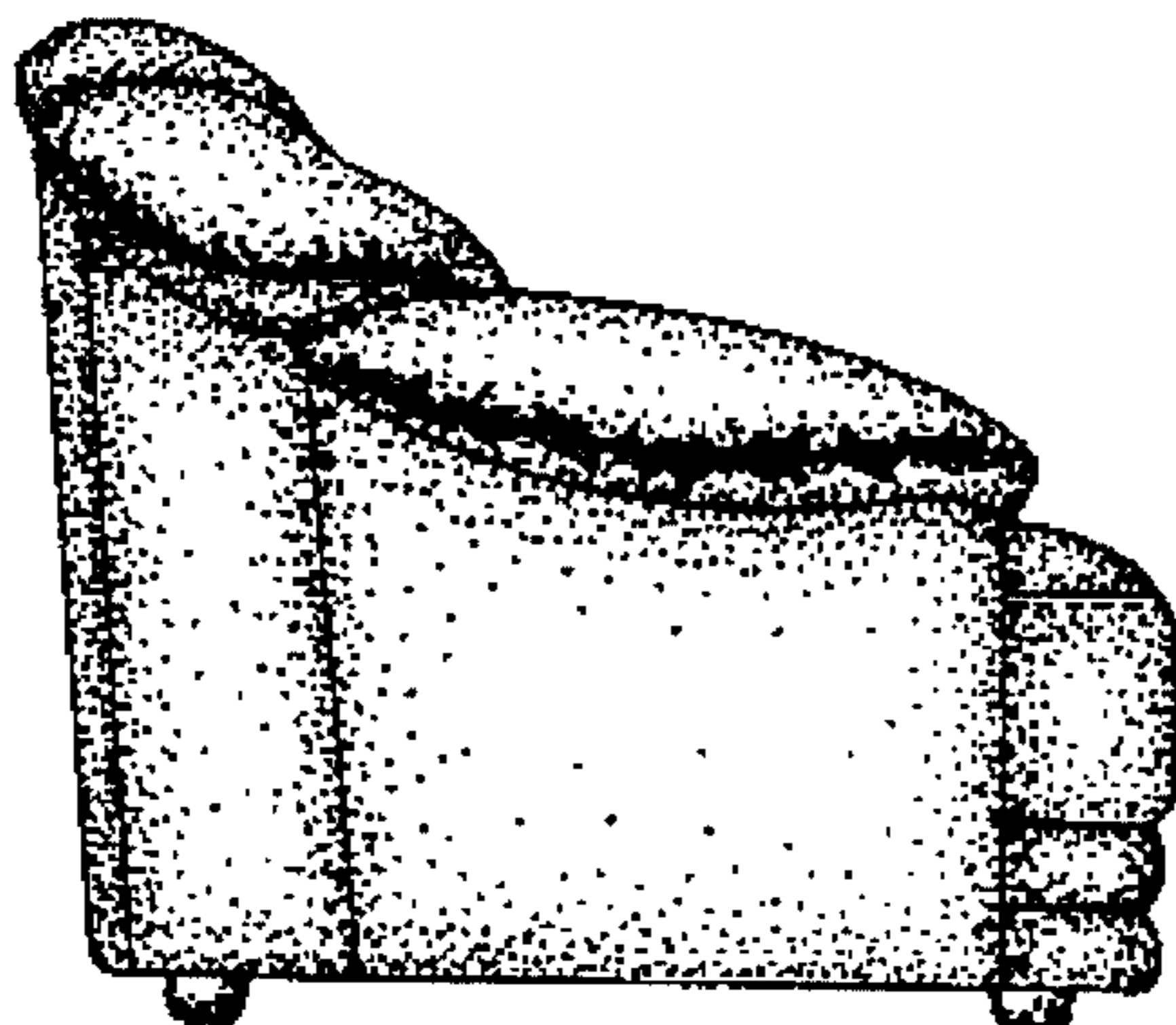
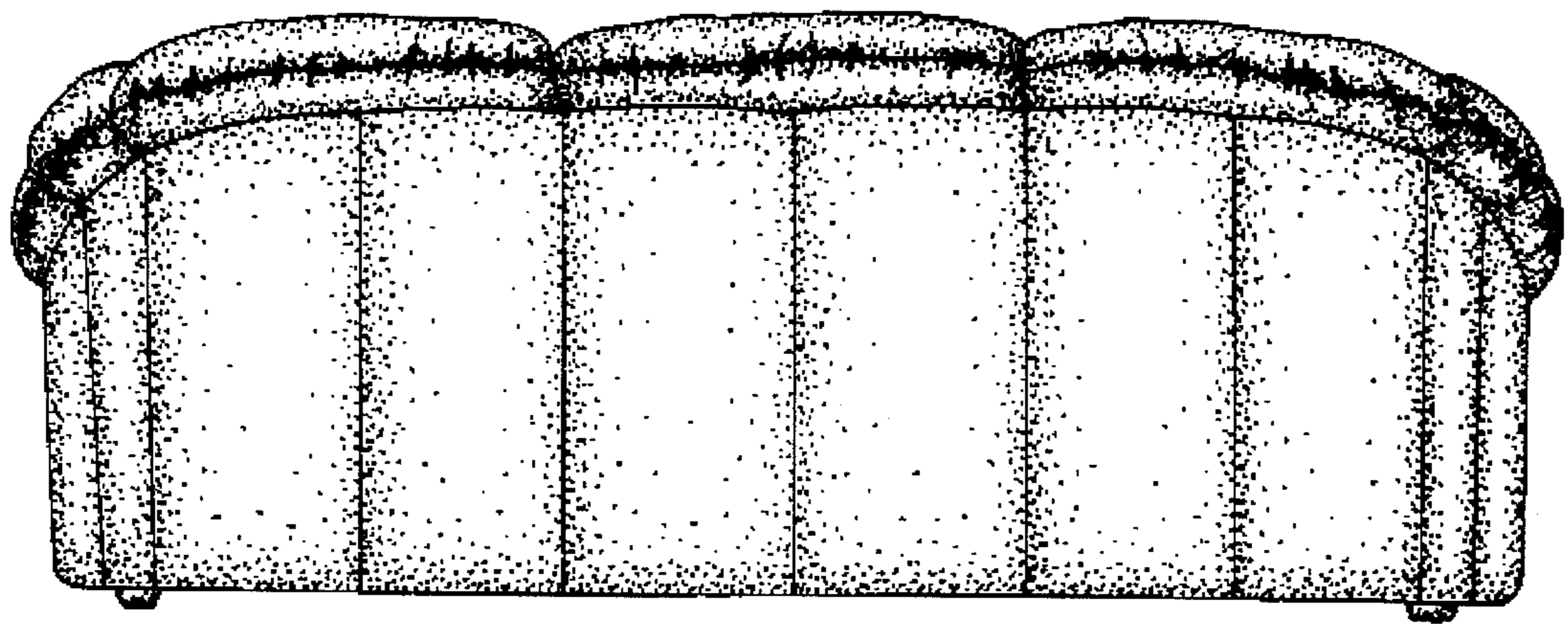


FIG. 4



**FIG. 5**