



US00D371906S

United States Patent [19]

Peters

[11] Patent Number: **Des. 371,906**

[45] Date of Patent: ****Jul. 23, 1996**

[54] **BOX**

[75] Inventor: **Andrew C. Peters**, Belbroughton,
United Kingdom

[73] Assignee: **Helix Limited**, Stourbridge, England

[**] Term: **14 Years**

[21] Appl. No.: **27,854**

[22] Filed: **Jul. 25, 1994**

[30] Foreign Application Priority Data

Jan. 25, 1994 [GB] United Kingdom 2036578

[52] U.S. Cl. **D3/281**; D3/291; D3/276

[58] Field of Search D3/281, 291, 273,
D3/276, 282, 283, 294; 190/18 R, 100,
115; 206/278, 305, 349; D99/28, 34, 35;
D9/420, 424, 426

[56] References Cited

U.S. PATENT DOCUMENTS

D. 106,124	9/1937	Pratt	D3/281
D. 286,950	12/1986	Miles et al.	D3/291
D. 291,139	7/1987	Warwicker	D3/281
D. 300,583	4/1989	Smith	D3/281

D. 311,334	10/1990	Flynn et al.	D9/424
D. 315,247	3/1991	Lovell	D3/281
D. 323,675	2/1992	Klodt	D3/281
D. 337,198	7/1993	Chauvin	D3/291
D. 351,725	10/1994	Aumasson	D3/276
3,029,915	4/1962	Axtell	190/115
3,306,402	2/1967	Heitler et al.	190/115

FOREIGN PATENT DOCUMENTS

9222 3/1984 Finland .

Primary Examiner—Philip S. Hyder
Attorney, Agent, or Firm—Cushman Darby & Cushman

[57] CLAIM

The ornamental design for a box with push button release catch, as shown and described.

DESCRIPTION

FIG. 1 is a front elevational view of a box showing my new design;
FIG. 2 is a left side elevational view thereof, the right side being a mirror image thereof;
FIG. 3 is a rear elevational view thereof; and,
FIG. 4 is a top plan view thereof.
The bottom is plain and unornamented.

1 Claim, 2 Drawing Sheets


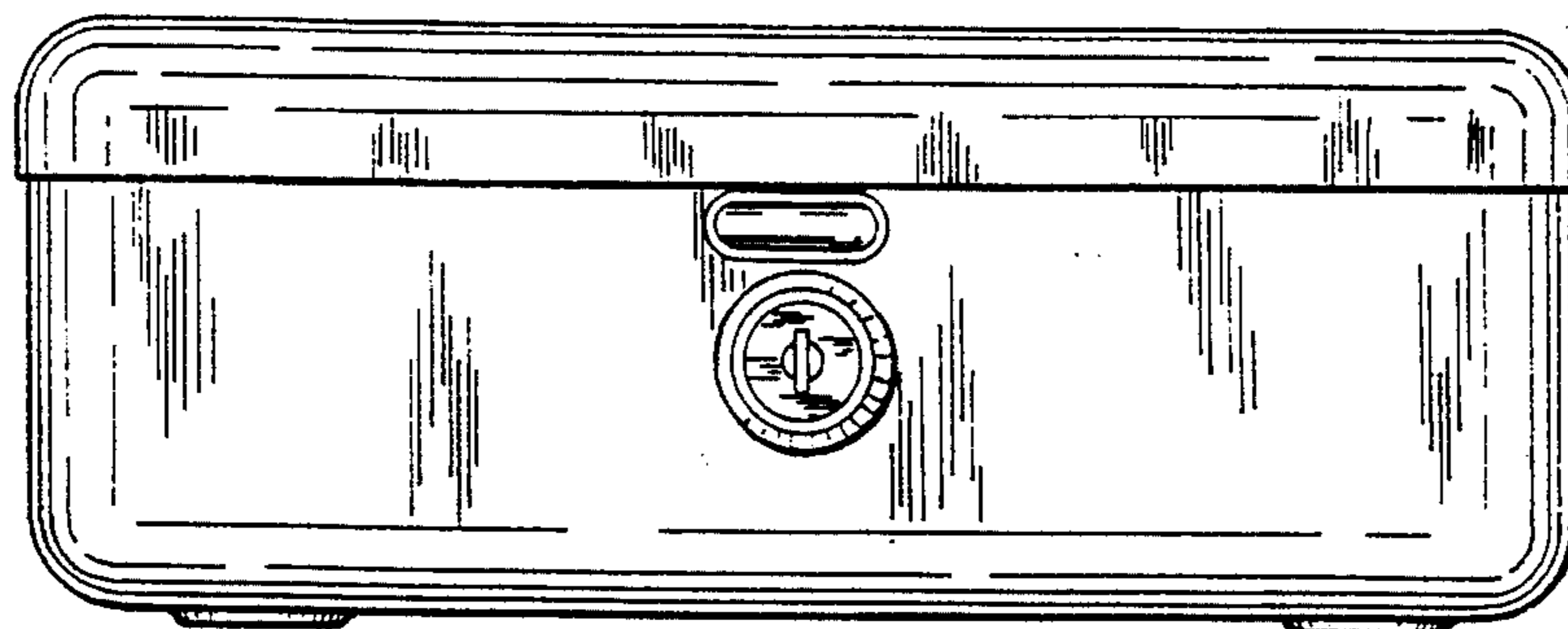


FIG. 1.

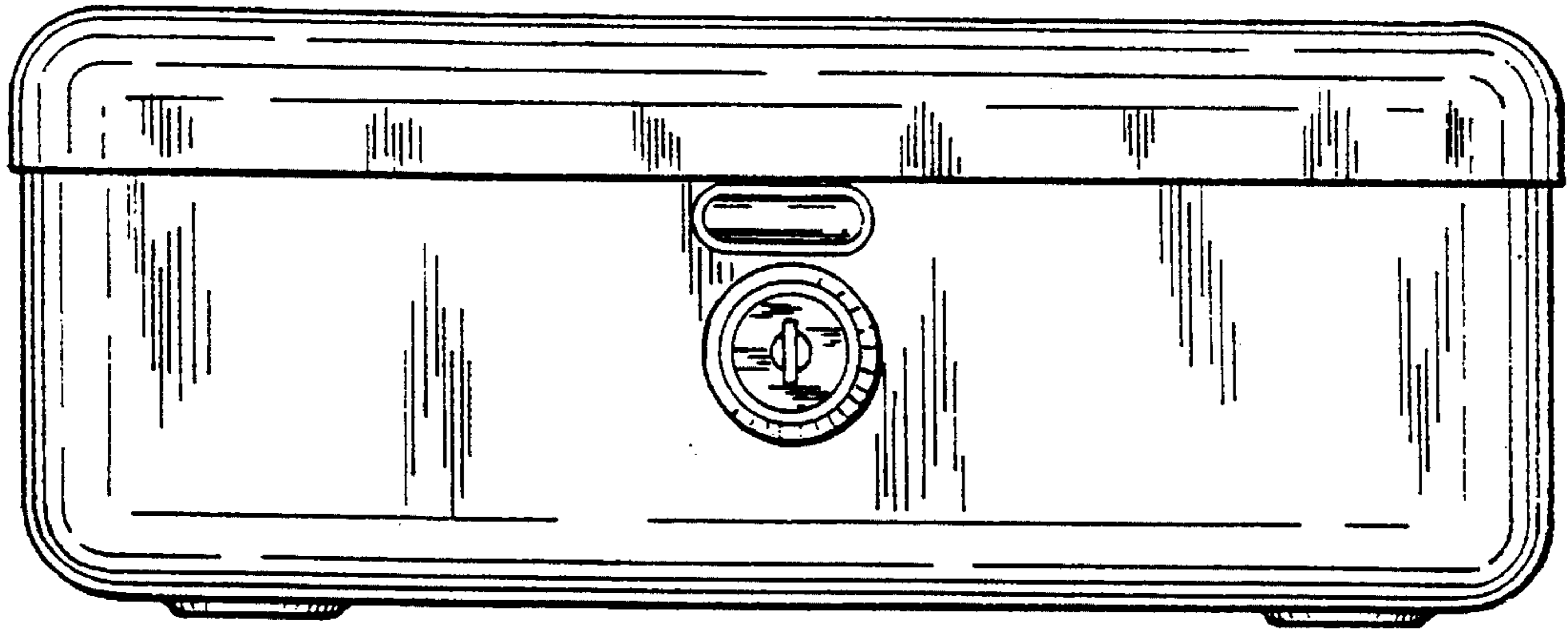


FIG. 2.

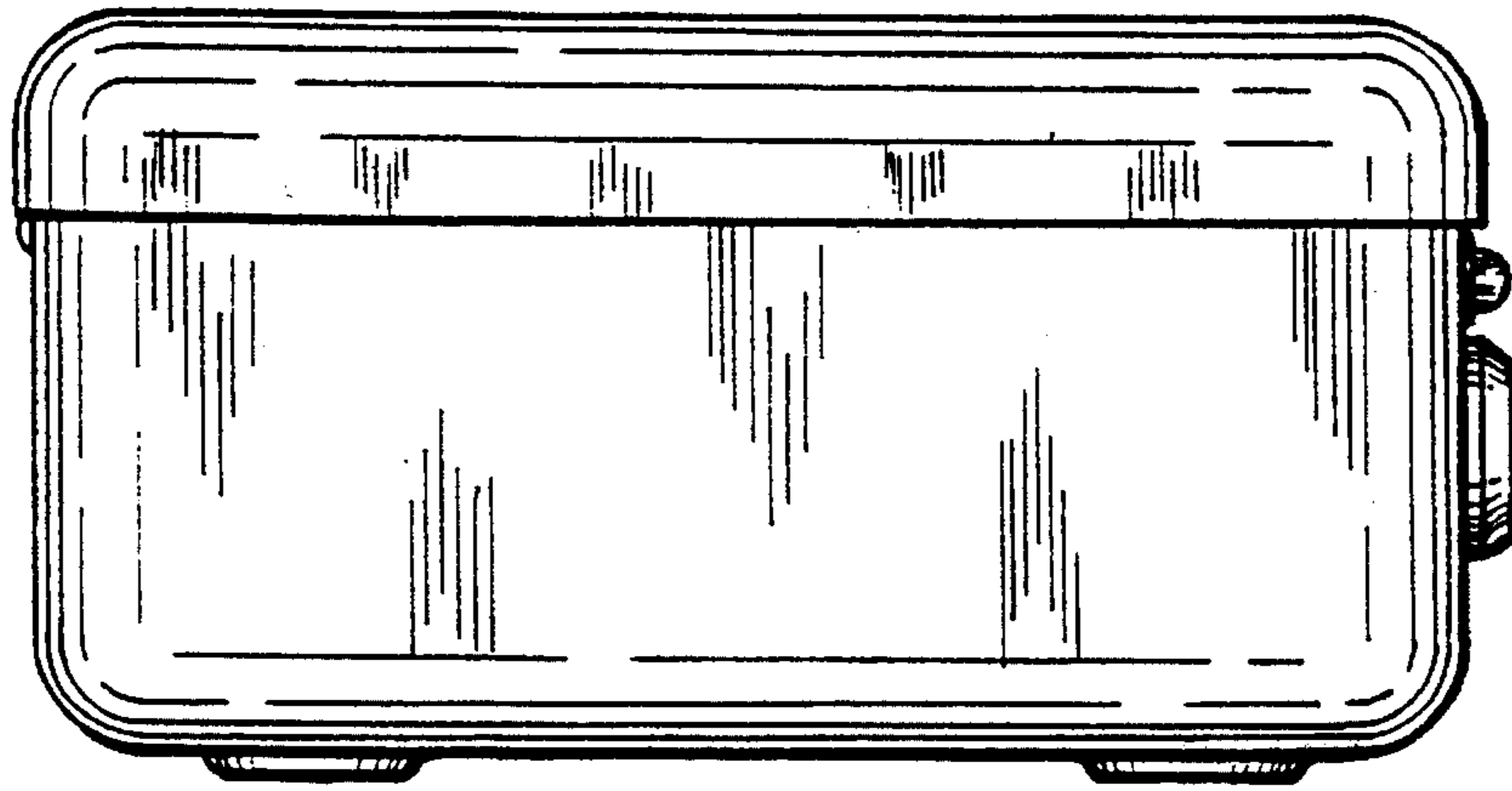


FIG. 3.

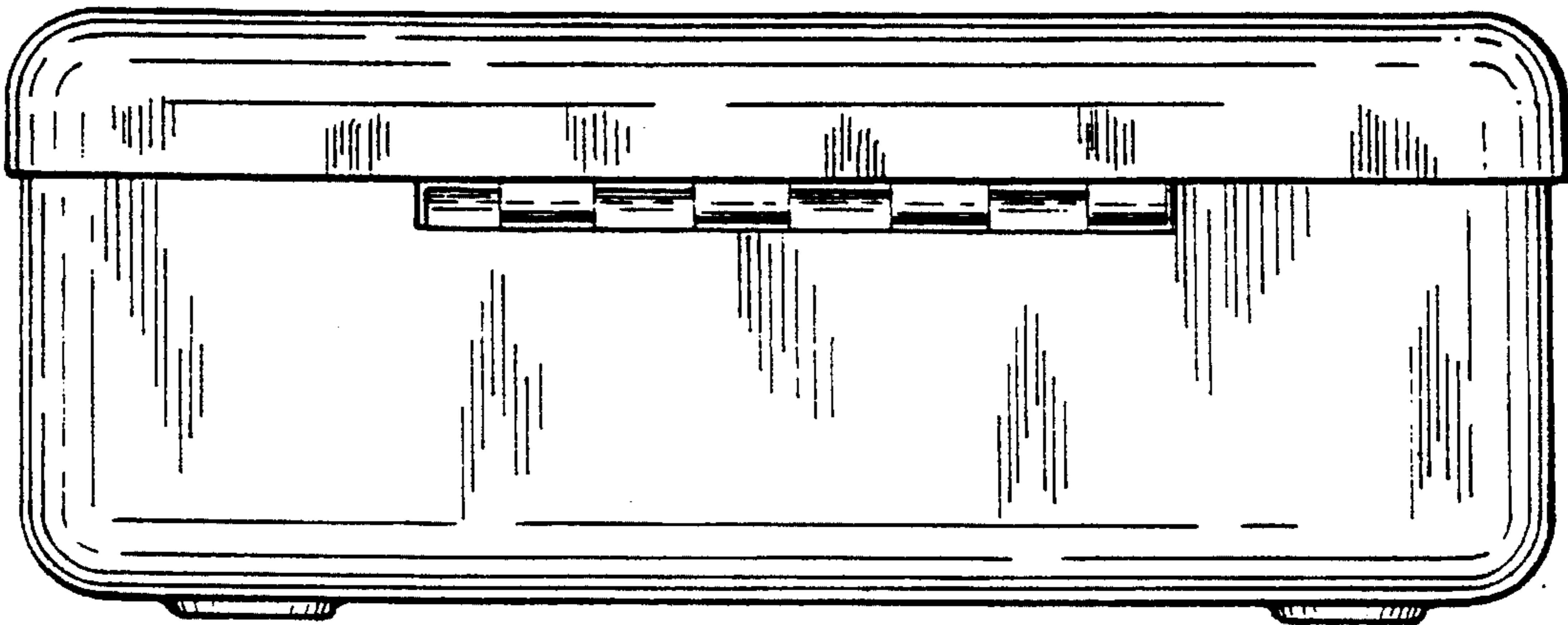


FIG. 4.

