



US00D371905S

# United States Patent [19] Kopel

[11] Patent Number: **Des. 371,905**  
[45] Date of Patent: **\*\*Jul. 23, 1996**

[54] **FANNY PACK WITH EXTERIOR SUNGLASS CASE**

[76] Inventor: **David Kopel**, 6066 Lake Lindero Dr., Agoura Hills, Calif. 91301

[\*\*] Term: **14 Years**

[21] Appl. No.: **29,501**

[22] Filed: **Oct. 7, 1994**

### Related U.S. Application Data

[63] Continuation-in-part of Ser. No. 11,534, Aug. 6, 1993, Pat. No. Des. 351,945.

[52] U.S. Cl. .... **D3/226**

[58] Field of Search ..... D3/226, 218, 219, D3/265, 267, 268, 243, 266, 248, 247; 206/5, 5.1, 316.1, 545; 248/902; 150/106, 117, 118, 139, 143; 224/252, 243, 253, 191, 267, 151, 229, 224, 202, 238, 901, 250, 222, 245, 192, 228, 911

### [56] References Cited

#### U.S. PATENT DOCUMENTS

D. 334,471	4/1993	Yerby et al. ....	D3/226
D. 347,940	6/1994	Linscott .....	D3/226
D. 351,945	11/1994	Kopel .....	D3/265
2,691,401	10/1954	Kontoff et al. ....	206/316.1
4,545,414	10/1985	Baum .....	224/224
5,150,824	9/1992	Alvarez et al. ....	224/151
5,209,385	5/1993	Ledesma .....	224/224

#### OTHER PUBLICATIONS

Travelware, Waistpacks, Sep. 1989, p. 28.  
Nordstrom Catalog, Leather Belt Bag, May 1993, p. 20.

Primary Examiner—Louis S. Zarfaz  
Assistant Examiner—Catherine R. Oliver

### [57] CLAIM

The ornamental design for a fanny pack with exterior sunglass case, as shown and described.

### DESCRIPTION

FIG. 1 is a front elevational view of a first embodiment of a fanny pack with exterior sunglass case showing my new design;

FIG. 2 is a rear elevational view of said first embodiment;

FIG. 3 is a top plan view of said first embodiment;

FIG. 4 is a bottom plan view of said first embodiment;

FIG. 5 is a left side elevational view of said first embodiment;

FIG. 6 is a right side elevational view of said first embodiment;

FIG. 7 is a front elevational view of a second embodiment of a fanny pack with exterior sunglass case showing my new design;

FIG. 8 is a rear elevational view of said second embodiment;

FIG. 9 is a top plan view of said second embodiment;

FIG. 10 is a bottom plan view of said second embodiment;

FIG. 11 is a left side elevational view of said second embodiment;

FIG. 12 is a right side elevational view of said second embodiment;

FIG. 13 is a front elevational view of a third embodiment of a fanny pack with exterior sunglass case showing my new design;

FIG. 14 is a rear elevational view of said third embodiment;

FIG. 15 is a top plan view of said third embodiment;

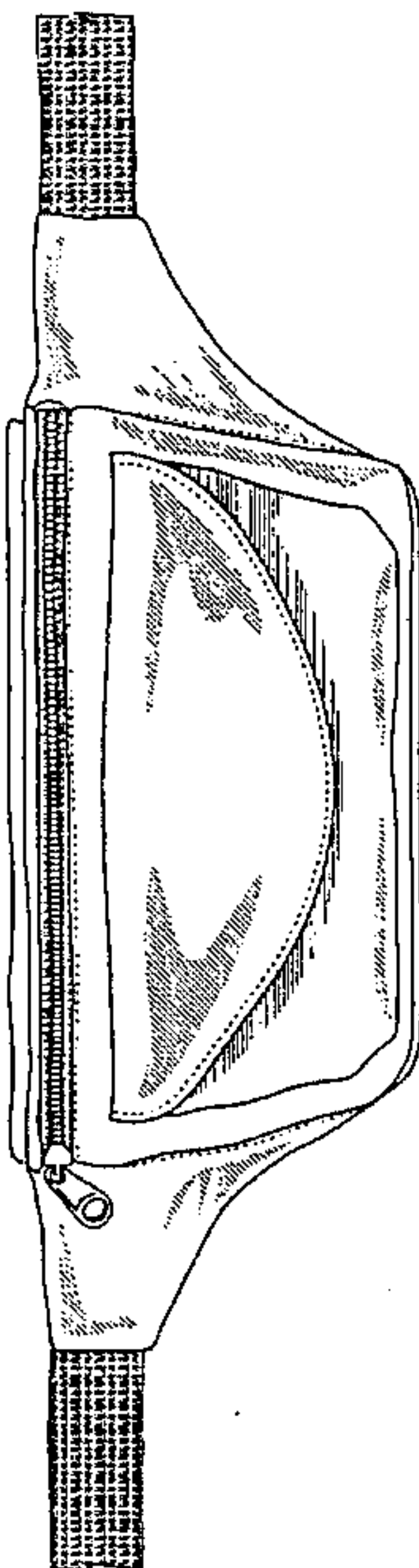
FIG. 16 is a bottom plan view of said third embodiment;

FIG. 17 is a left side elevational view of said third embodiment; and,

FIG. 18 is a right side elevational view of said third embodiment.

The belt partially shown in the various figures is of indeterminate length.

1 Claim, 9 Drawing Sheets



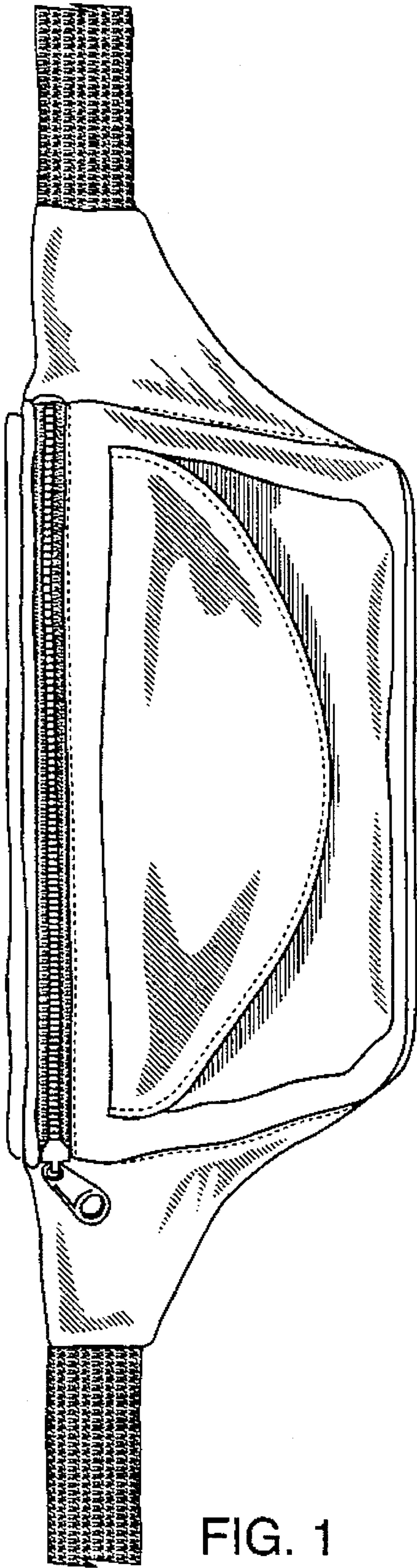


FIG. 1




FIG. 2






FIG. 3

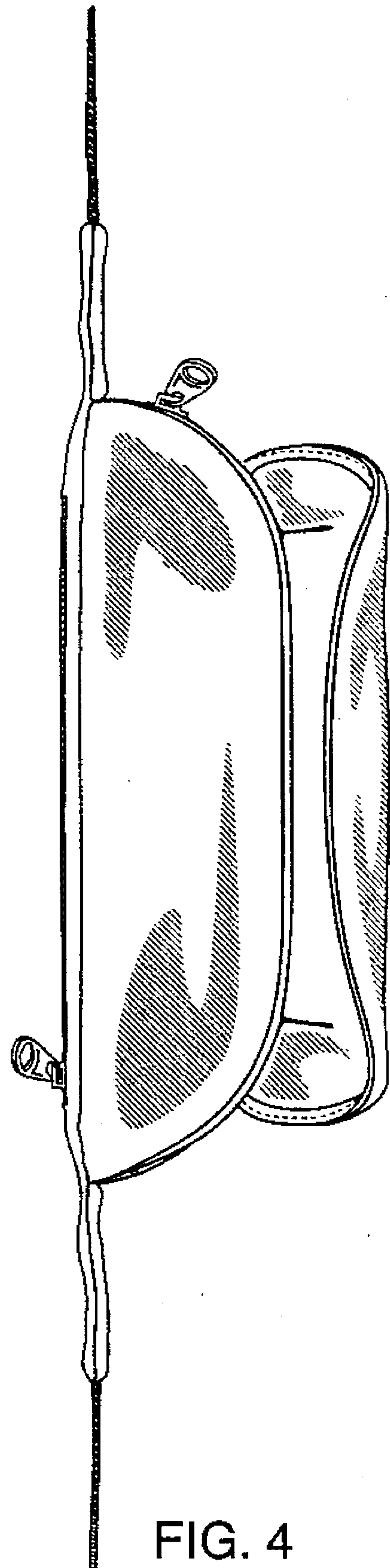


FIG. 4




FIG. 5




FIG. 6

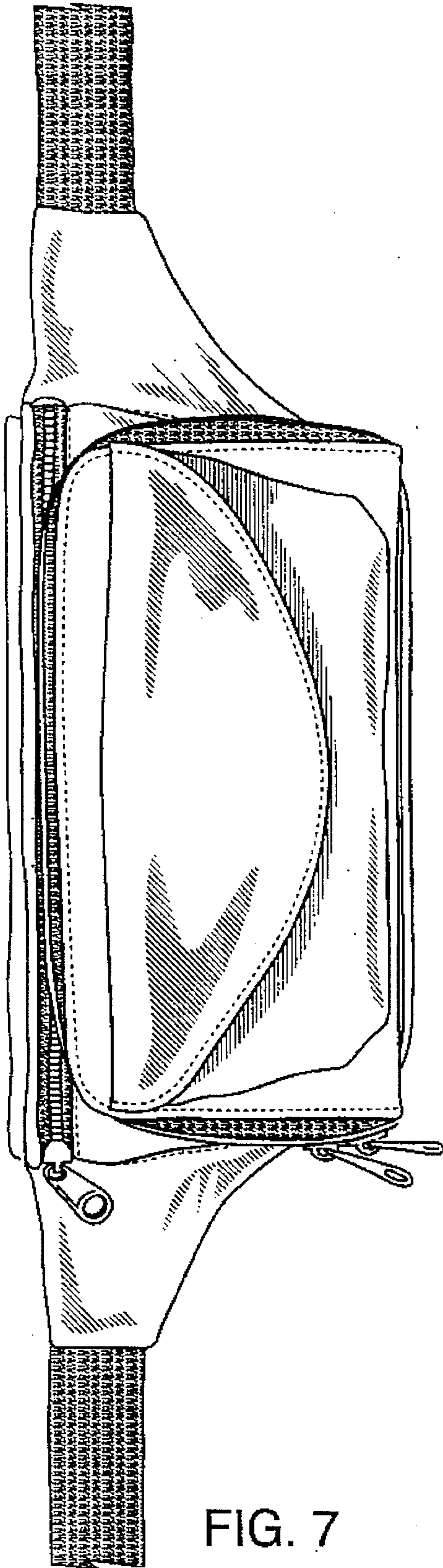


FIG. 7




FIG. 8



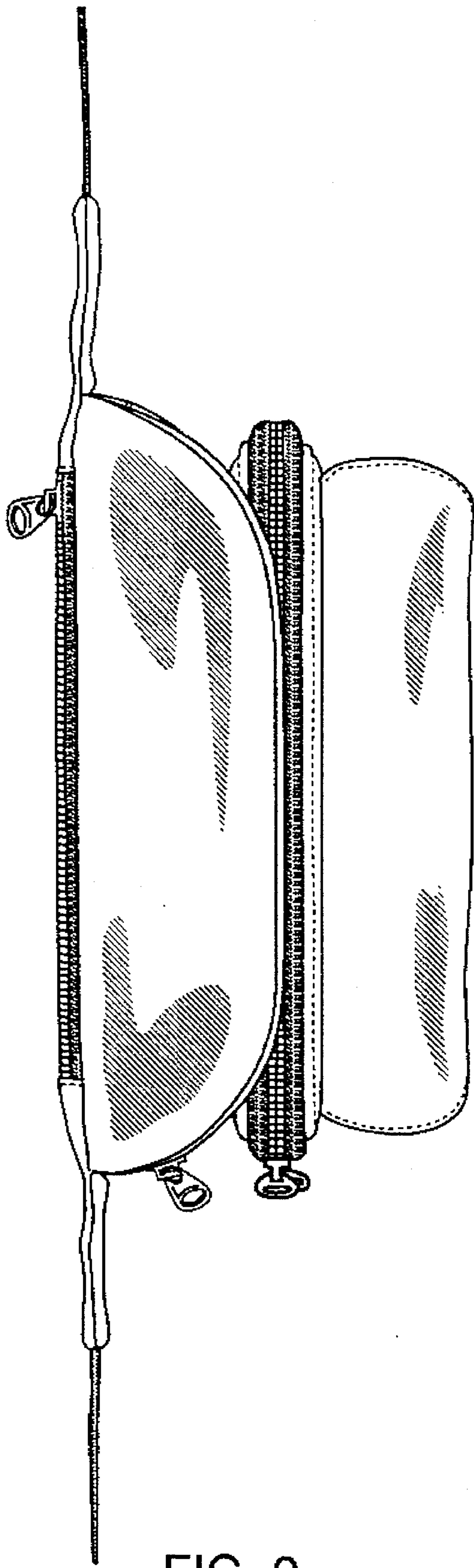


FIG. 9

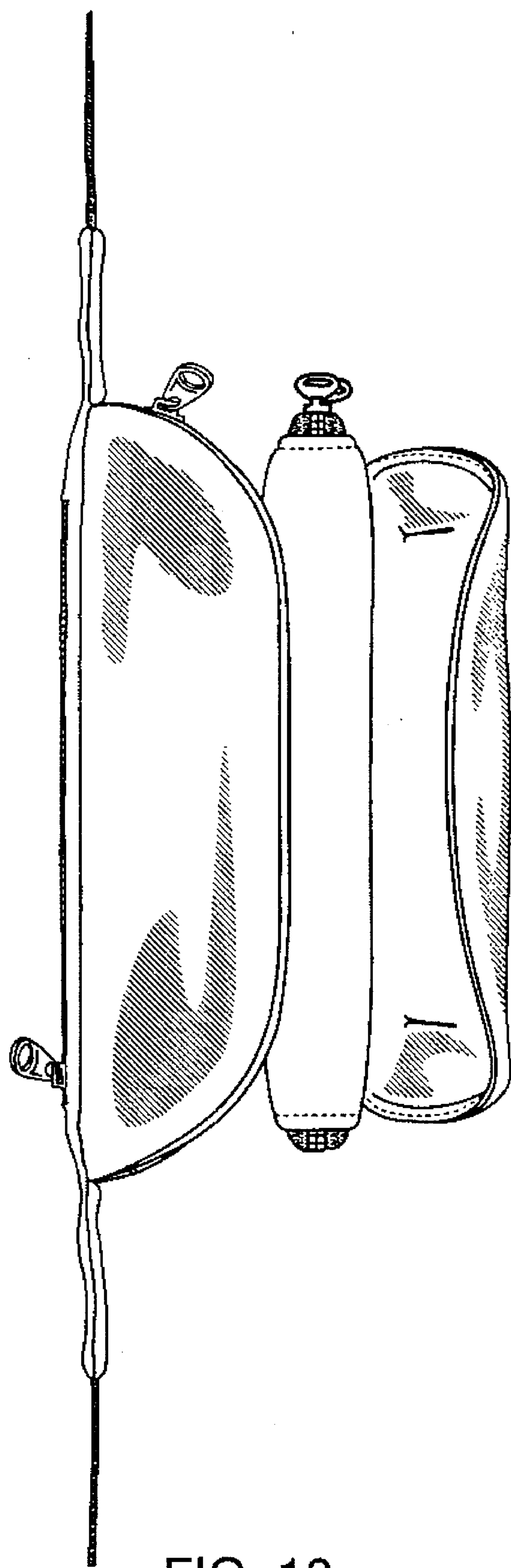


FIG. 10



FIG. 11



FIG. 12

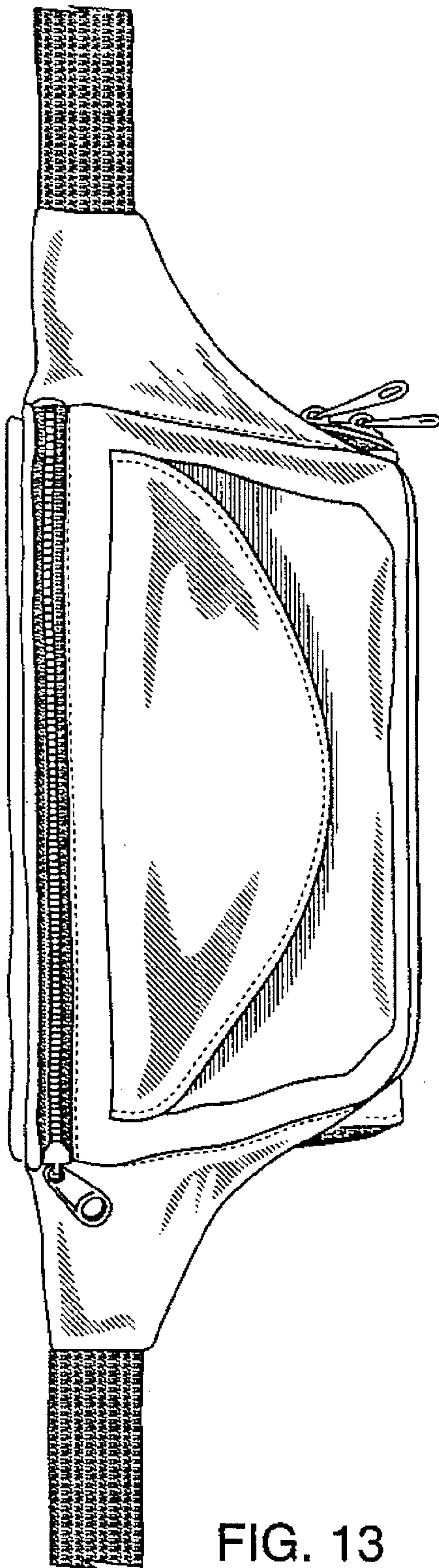


FIG. 13

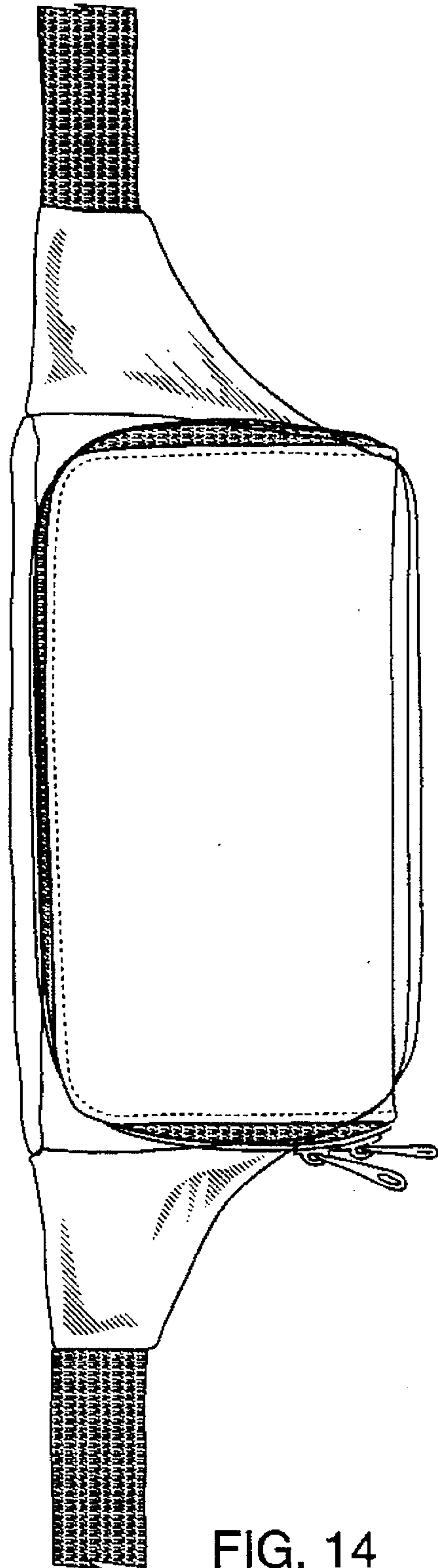


FIG. 14






FIG. 15

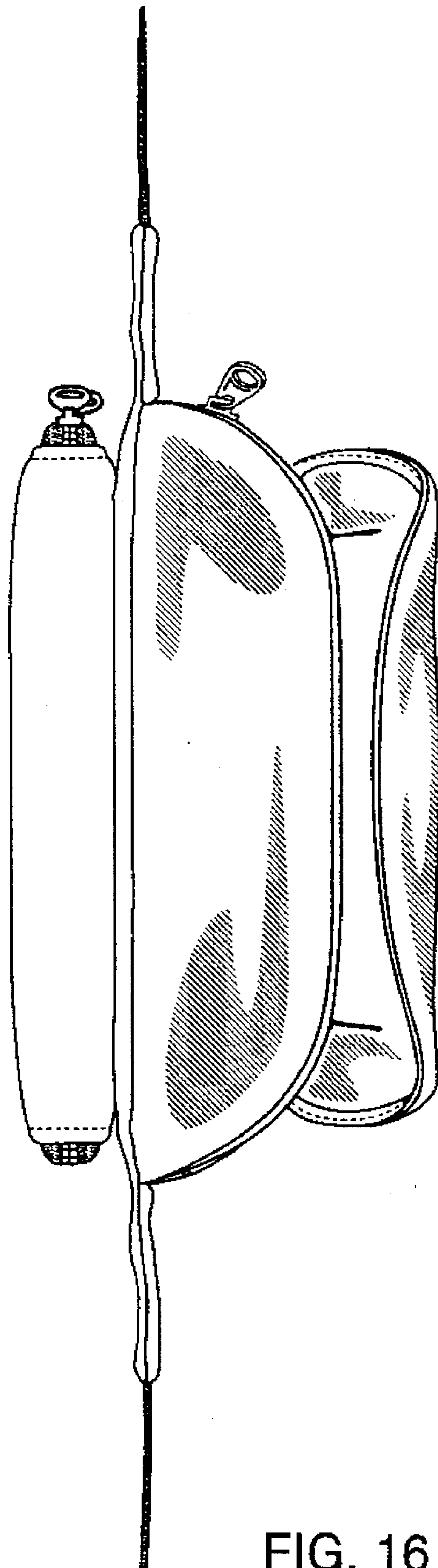


FIG. 16

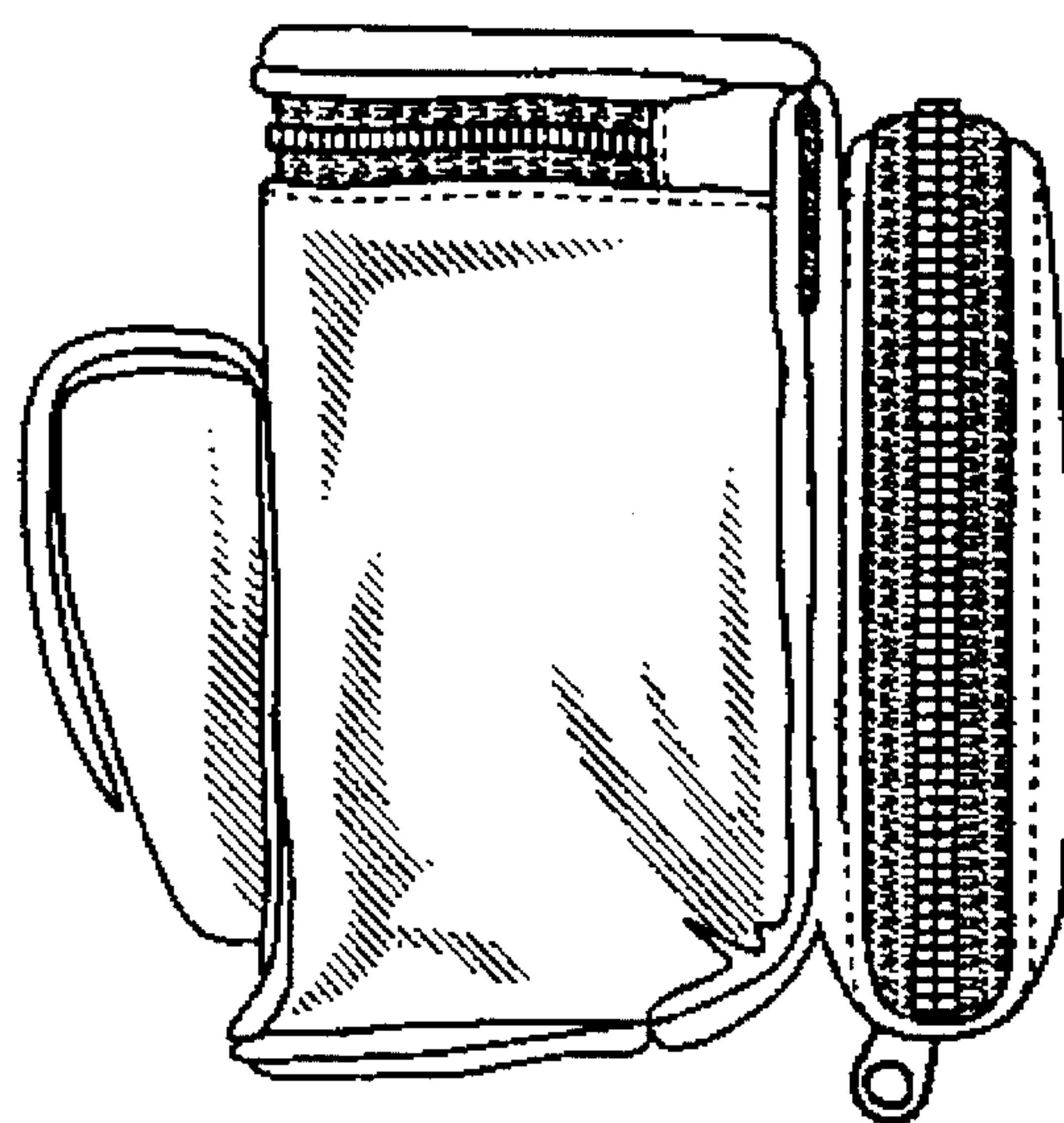


FIG. 17




FIG. 18