



US00D371898S

United States Patent [19]
Hatfield

[11] **Patent Number: Des. 371,898**

[45] **Date of Patent: **Jul. 23, 1996**

[54] **SHOE UPPER**

[75] Inventor: **Tinker L. Hatfield**, Portland, Oreg.

[73] Assignee: **Nike, Inc.**, Beaverton, Oreg.

[**] Term: **14 Years**

D. 351,275	10/1994	Hatfield et al.	D2/970
D. 354,163	1/1995	Hatfield	D2/970
D. 354,391	1/1995	Hatfield et al.	D2/970
D. 361,884	9/1995	Lozano	D2/970
D. 361,885	9/1995	Hatfield	D2/970
D. 362,333	9/1995	Teague	D2/969
D. 364,729	12/1995	Teague	D2/970

[21] Appl. No.: **40,371**

[22] Filed: **Jun. 16, 1995**

Related U.S. Application Data

[63] Continuation-in-part of Ser. No. 32,079, Dec. 2, 1994, Pat. No. Des. 361,885.

[52] **U.S. Cl.** **D2/970; D2/912**

[58] **Field of Search** D2/969, 970, 902, D2/907, 912, 910; 36/45, 50.1, 83, 84, 113, 114, 132, 89, 88

[56] **References Cited**

U.S. PATENT DOCUMENTS

D. 324,129	2/1992	Hatfield	D2/970
D. 325,287	4/1992	Strauss	.	
D. 339,449	9/1993	Hatfield	.	
D. 342,148	12/1993	Dahlsten	D2/969
D. 345,246	3/1994	Greene	.	
D. 346,272	4/1994	Cessor	D2/970
D. 346,899	5/1994	Hatfield	D2/970
D. 347,109	5/1994	Avar	D2/970
D. 347,317	5/1994	Avar	D2/970
D. 347,519	6/1994	Worthington	D2/970
D. 347,938	6/1994	Smith	D2/970
D. 349,396	8/1994	Hatfield	D2/970
D. 349,807	8/1994	Hatfield et al.	D2/970
D. 351,058	10/1994	Hatfield et al.	D2/969

OTHER PUBLICATIONS

- Nike Fall 1991 Catalog, published Dec. 1990, p. 32.
- Nike Fall 1990 Catalog, published Dec. 1989, p. 30.
- Nike Spring 1990 Catalog, published Jun. 1989, p. 22.
- Nike Spring 1994 Catalog, published Jun. 1993, p. 22.
- Nike Fall 1993 Catalog, published Dec. 1992, p. 20.
- Nike Spring 1992 Catalog, published May 1991, p. 30.
- Nike Fall 1992 Catalog, published Dec. 1991, p. 22.

Primary Examiner—Doris V. Coles
Attorney, Agent, or Firm—Banner & Allegretti, Ltd.

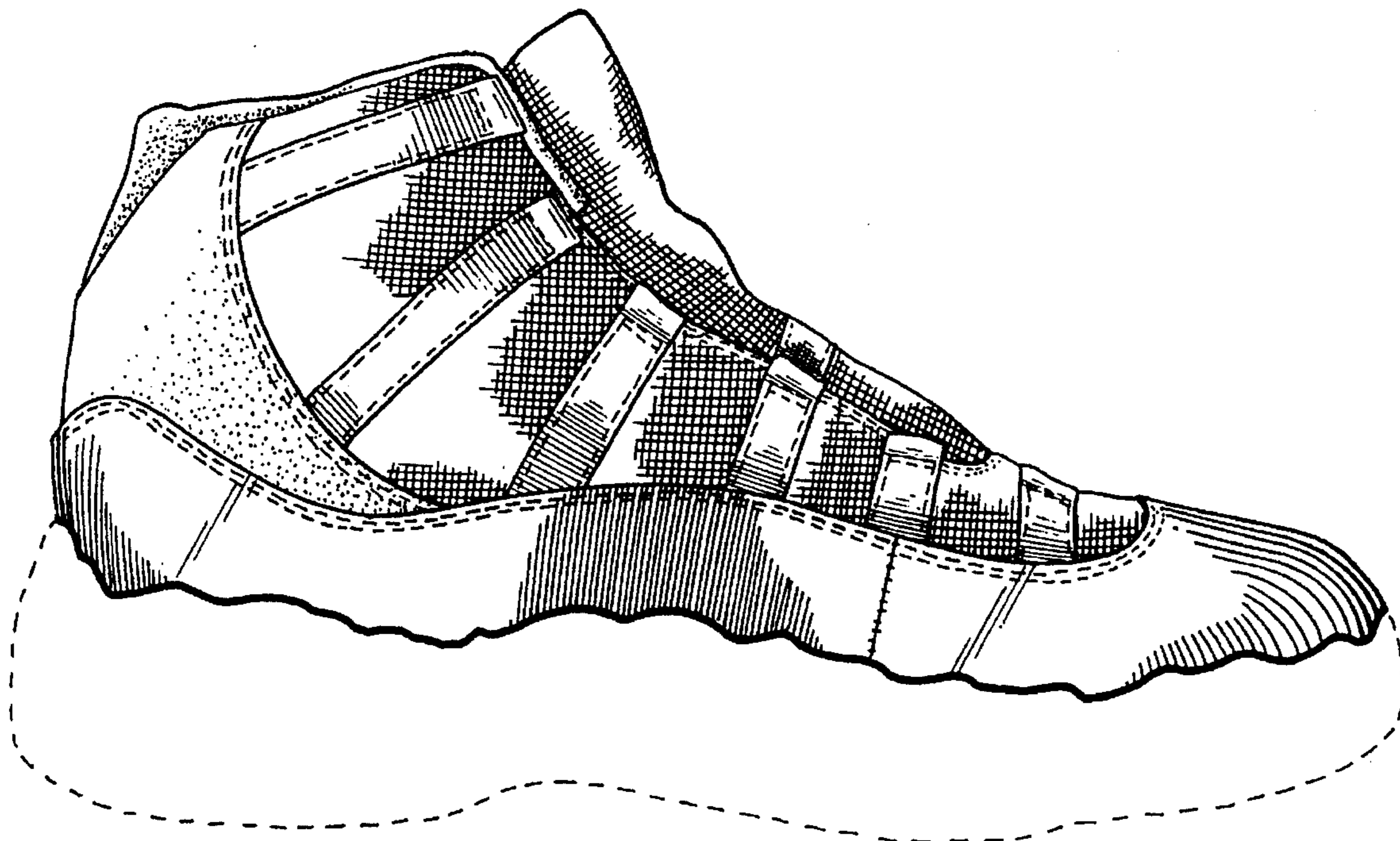
[57] **CLAIM**

The ornamental design for a shoe upper, as shown and described.

DESCRIPTION

FIG. 1 is a side elevational view of a shoe upper showing my new design;
FIG. 2 is a side elevational view of the other side thereof;
FIG. 3 is a front elevational view thereof;
FIG. 4 is a rear elevational view thereof; and,
FIG. 5 is a top plan view thereof.
The broken line showing of a shoe sole in FIGS. 1-5 is for illustrative purposes only and forms no part of the claimed design.

1 Claim, 3 Drawing Sheets



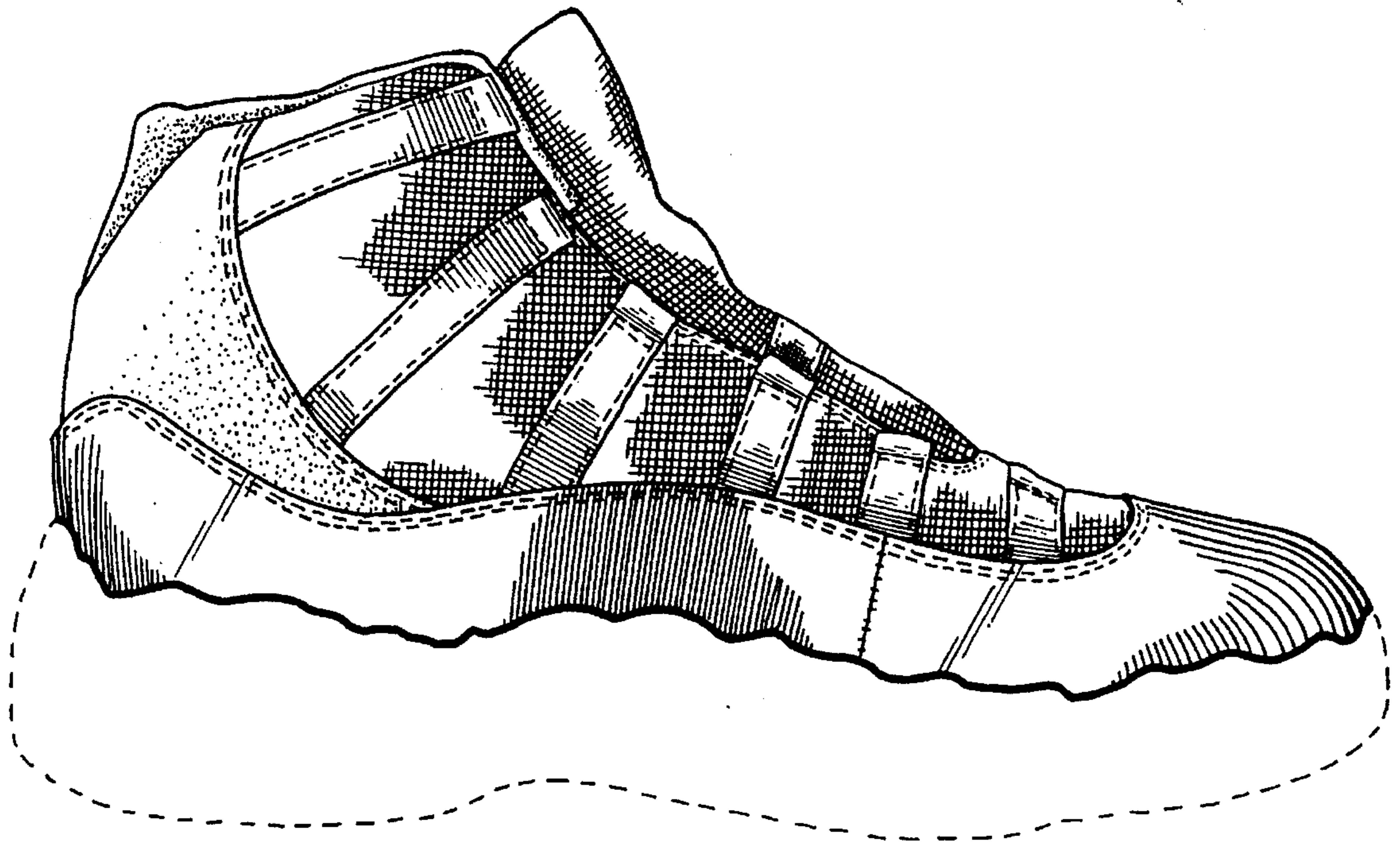


FIG. 1

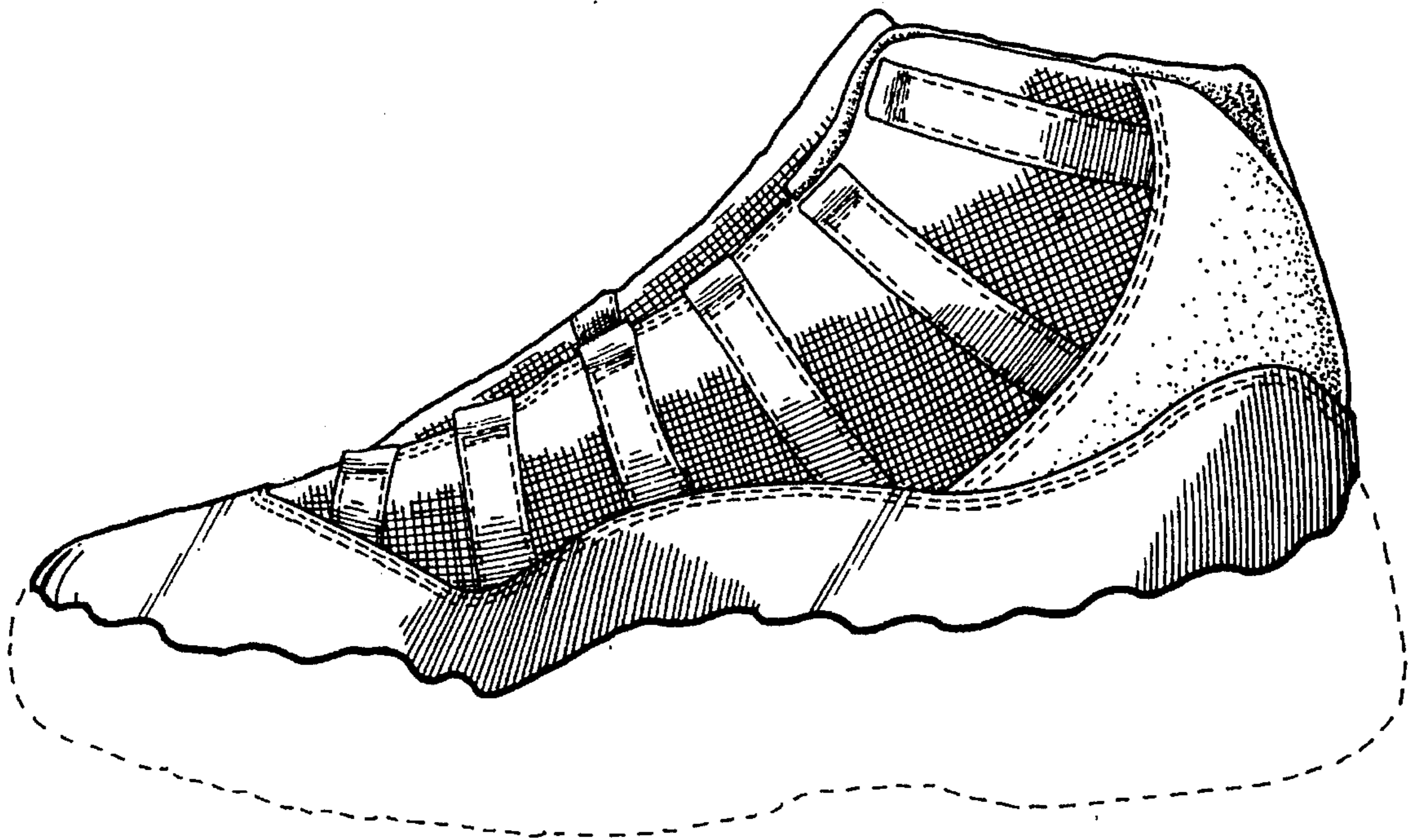


FIG. 2

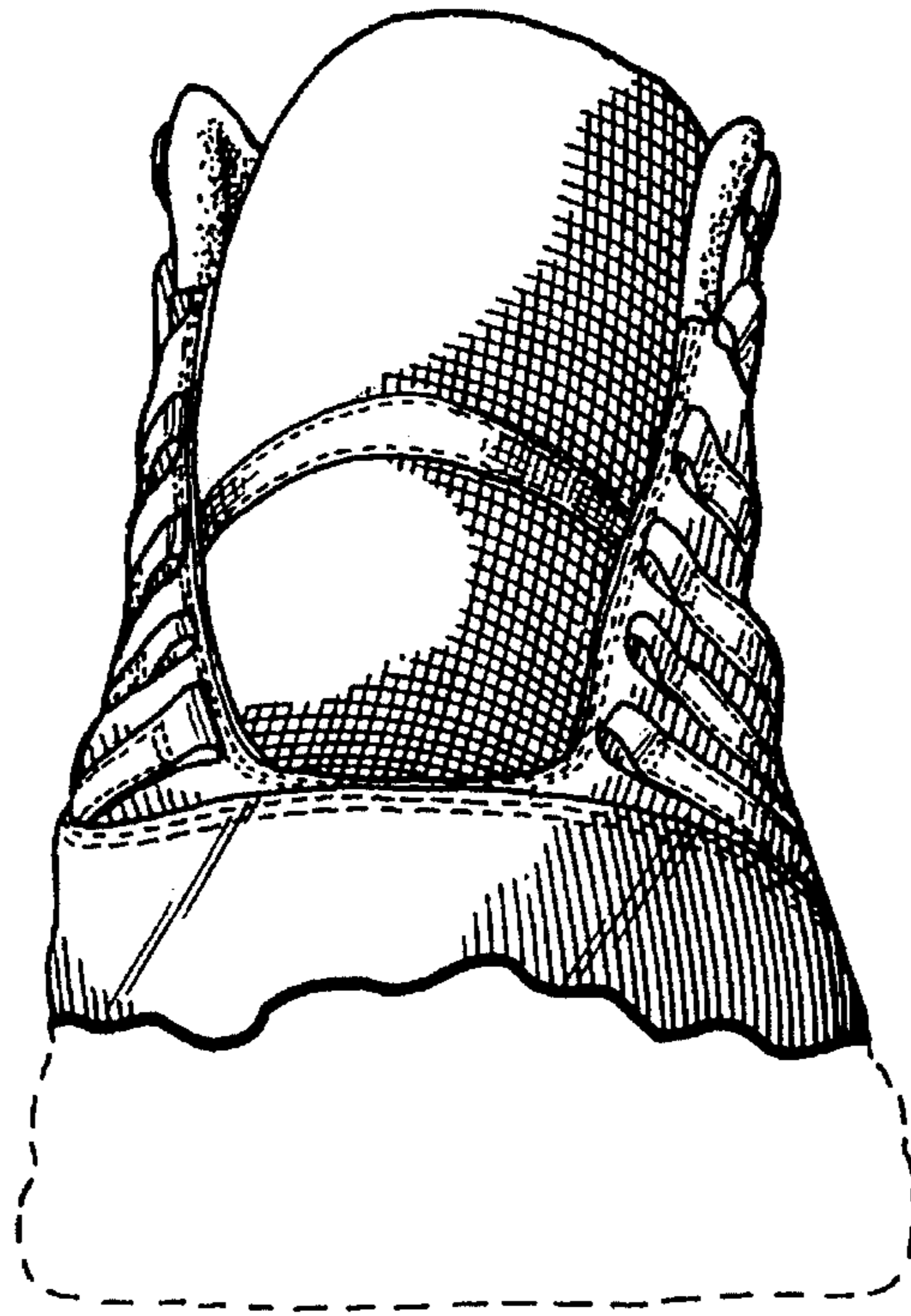


FIG. 3

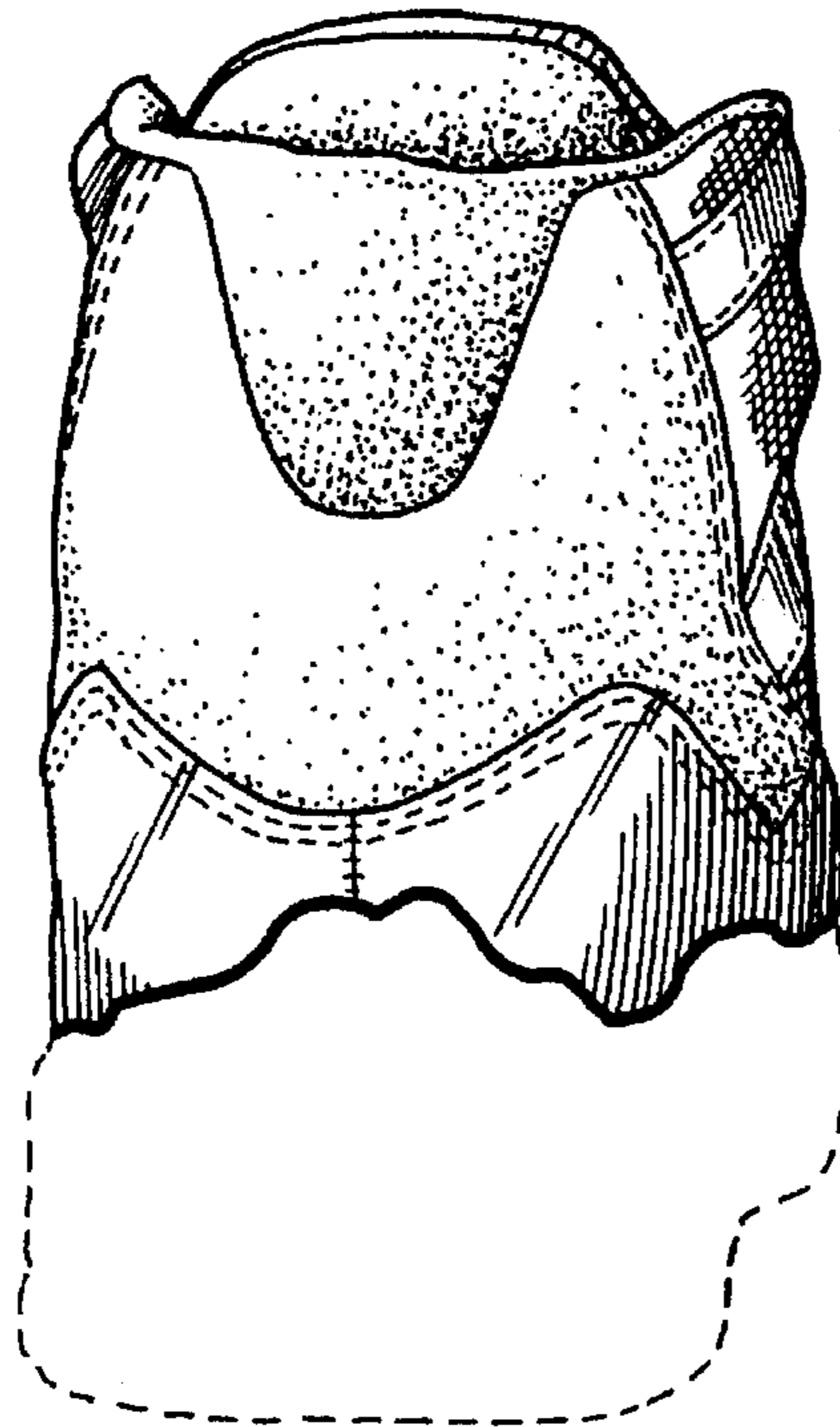


FIG. 4

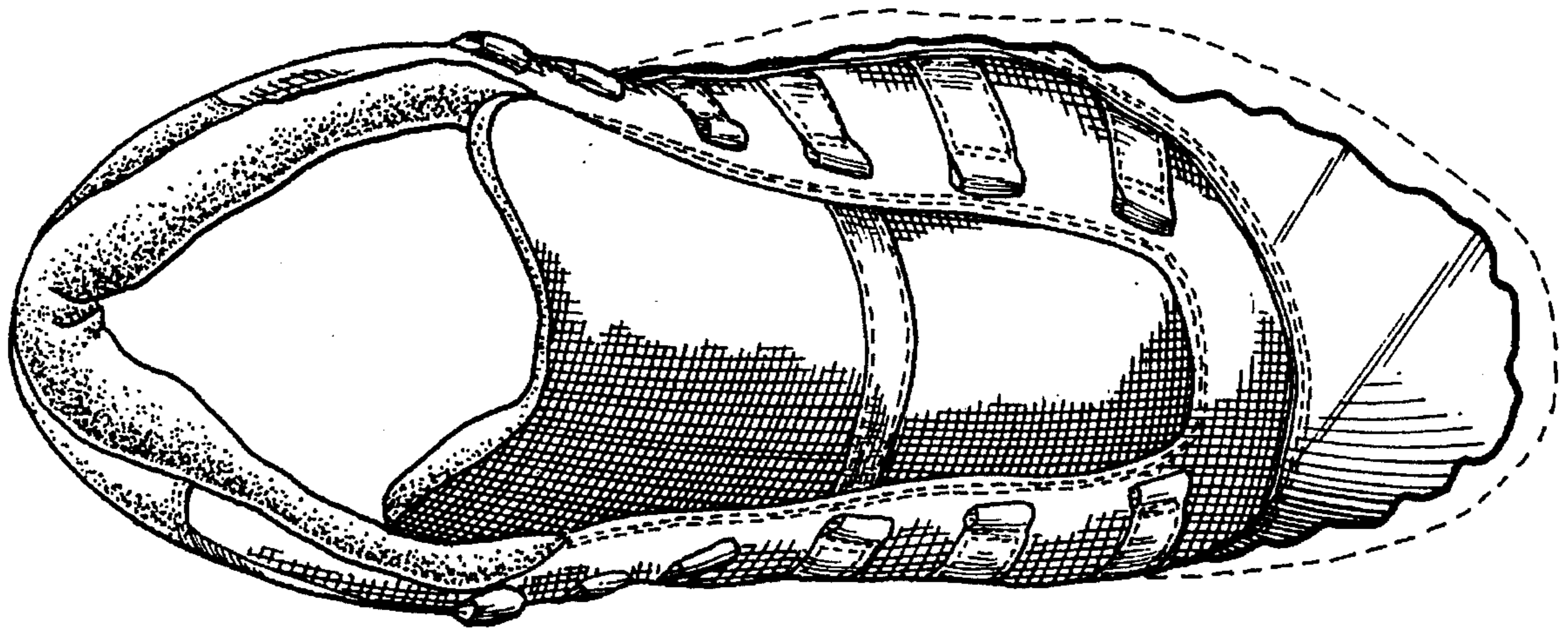


FIG. 5