



US00D371895S

United States Patent [19]
McMullin

[11] **Patent Number:** **Des. 371,895**
[45] **Date of Patent:** ****Jul. 23, 1996**

[54] **TRIANGLE RIDGE GOLF SHOE SPIKE**

2529027 1/1977 Germany 36/67 D
2223394a 4/1990 United Kingdom .
9103960 4/1991 WIPO .

[76] **Inventor:** **Faris W. McMullin**, 10907 W.
Highlander Rd., Boise, Id. 83709

[**] **Term:** **14 Years**

Primary Examiner—Doris V. Coles
Attorney, Agent, or Firm—Frank J. Dykas

[21] **Appl. No.:** **27,863**

[57] **CLAIM**

[22] **Filed:** **Aug. 31, 1994**

The ornamental design for a triangle ridge golf shoe spike,
as shown and described.

[52] **U.S. Cl.** **D2/962**

[58] **Field of Search** D2/962, 906; 36/7.5,
36/126-130, 134, 32 R, 59 C, 59 R, 62,
67 A, 67 B, 67 D

DESCRIPTION

[56] **References Cited**

U.S. PATENT DOCUMENTS

3,352,034 11/1967 Braun 36/67 D
3,512,275 5/1970 Leavitt 36/59
3,577,663 5/1971 Mershon 36/67 D


FIG. 1 is a perspective view of a triangle ridge golf shoe spike, showing my new design;
FIG. 2 is another perspective view thereof;
FIG. 3 is a bottom plan view thereof;
FIG. 4 is a side elevational view, the opposite side being a mirror image thereof; and,
FIG. 5 is a top plan view.

FOREIGN PATENT DOCUMENTS

807754 1/1937 France 36/67.5

The broken line showing of a portion of a shoe in FIG. 1 is for illustrative purposes only, and forms no part of the claimed design.

1 Claim, 2 Drawing Sheets



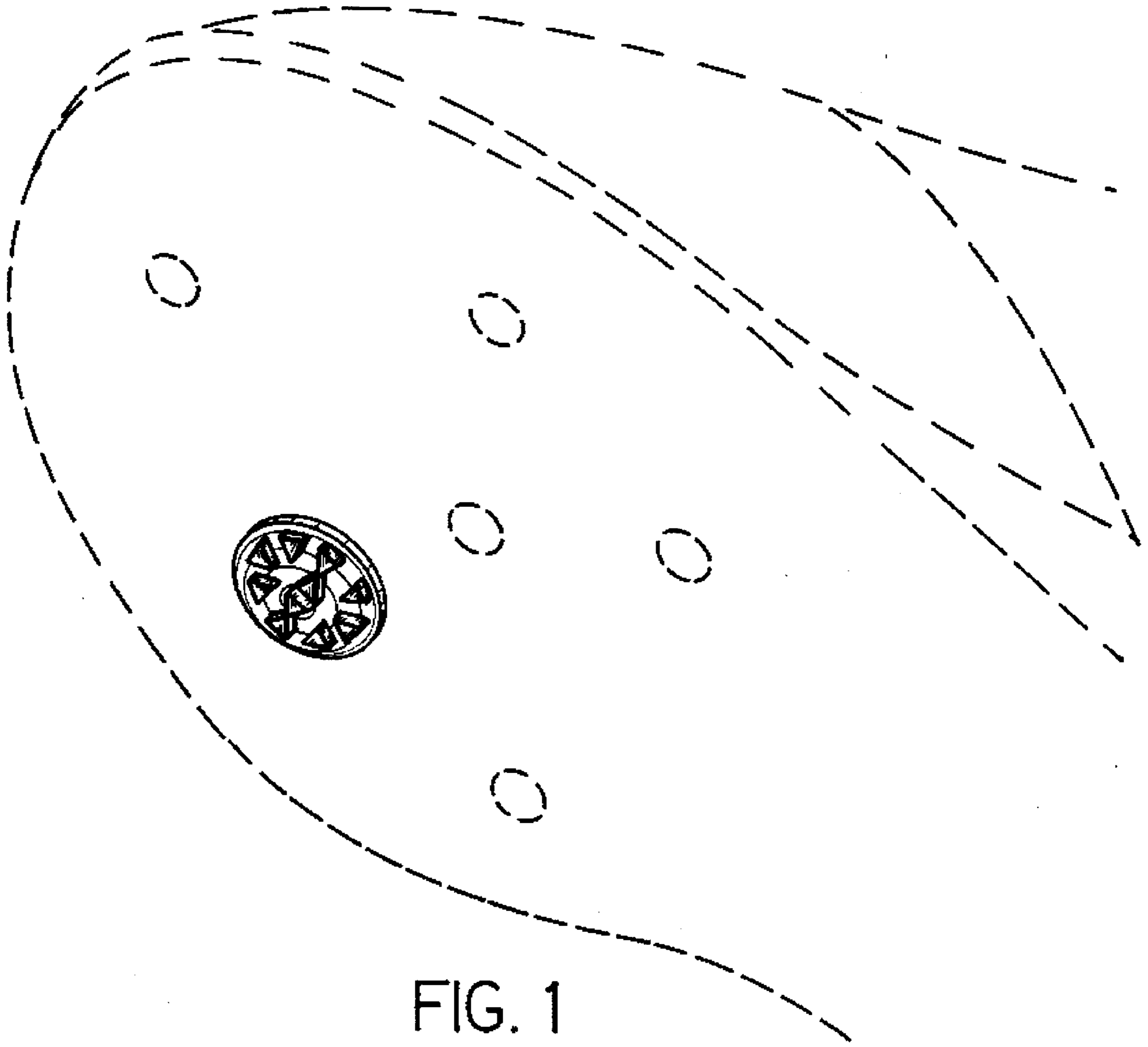


FIG. 1




FIG. 2




FIG. 3




FIG. 4

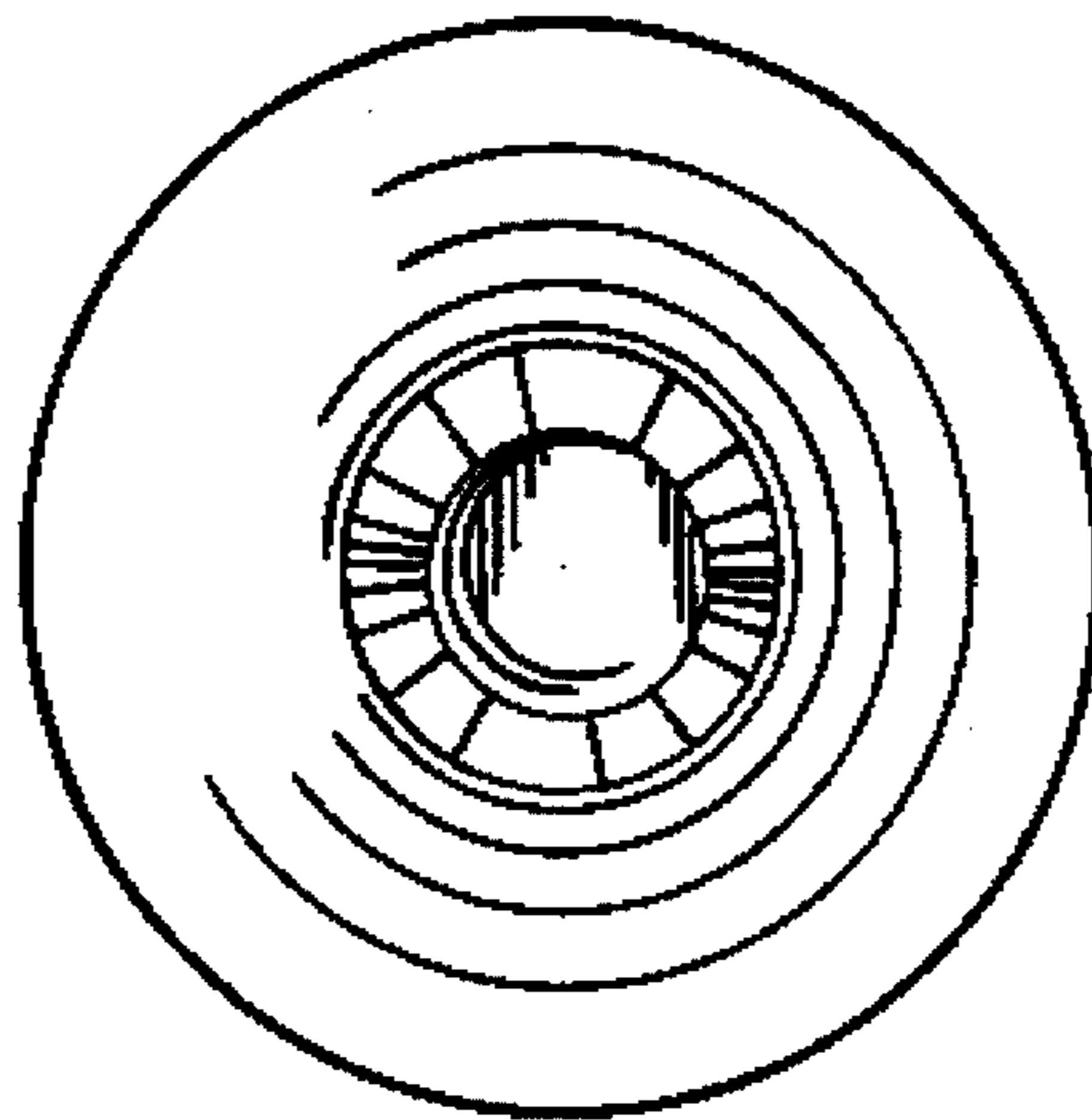


FIG. 5