



US00D371852S

United States Patent [19]
Schafernak

[11] **Patent Number: Des. 371,852**
[45] **Date of Patent: *** Jul. 16, 1996**

[54] **MORNING SUN SMOOTH DOOR DESIGN
WITH NESTING PROFILE**

[75] Inventor: **Dale E. Schafernak**, Palatine, Ill.

[73] Assignee: **Masonite Corporation**, Chicago, Ill.

[*] Notice: The portion of the term of this patent
subsequent to Feb. 6, 2010, has been
disclaimed.

[**] Term: **14 Years**

[21] Appl. No.: **24,723**

[22] Filed: **Jun. 20, 1994**

[52] U.S. Cl. **D25/48**

[58] Field of Search D25/48; 52/455,
52/456; 49/503

[56] **References Cited**

U.S. PATENT DOCUMENTS

D. 222,775	12/1971	Satori et al.	D33/1
D. 245,824	9/1977	Palka	D6/193
D. 266,720	11/1982	Moore et al.	D6/192
D. 304,983	12/1989	Palka	D6/492
D. 314,625	2/1991	Hall	D25/48
3,121,263	2/1964	Binner	52/455
3,512,304	5/1970	Meuret	49/501
3,533,190	10/1970	Hilfinger et al.	49/501
3,546,841	12/1970	Smith et al.	52/309
4,441,296	4/1984	Grabendike et al.	52/456
4,579,613	4/1986	Belanger	156/78
4,853,062	8/1989	Gartland	156/219
4,876,838	10/1989	Hagemeyer	52/455
5,016,414	5/1991	Wang	42/456
5,074,092	12/1991	Norlander	52/455

OTHER PUBLICATIONS

"Masonnite® Brand Door Facings" brochure, published in 1987.

"Elite Doors" brochure, apparently published in Oct. 1987.
Quality Doors ©1988—front cover top and second from right.

VISADOR—p. 1, cabinet doors at top.

1981 Sweet's Catalogue, Section 8.31/MO, p. 3, door in center of page.

1981 Sweets Catalog section 8.3/SU, p. 7, first col. from left of page, second row, door labeled SD-319.

Primary Examiner—Doris Clark

Attorney, Agent, or Firm—Marshall, O'Toole, Gerstein, Murray & Borun

[57] **CLAIM**

The ornamental design for a morning sun smooth door design with nesting profile, as shown and described.

DESCRIPTION

FIG. 1 is a front elevational view the back being a mirror image thereof of a morning sun smooth door design with nesting profile showing my new design;

FIG. 2 is an enlarged fragmentary front view of a portion of the morning sun smooth door design with nesting profile as shown in FIG. 1;

FIG. 3 is a top view the bottom being a mirror image thereof;

FIG. 4 is a cross sectional view through lines 4—4 of FIG. 1 revealing the details of the concave and convex curves in the face of the morning sun smooth door design with nesting profile; and,

FIG. 5 is an enlarged view of the molding located on the outer, right side of the article in FIG. 4.

The characteristic feature of the design resides in the unique frame design appearing in FIG. 1 at the outside edges of the upper, arched frame, best shown in detail in FIG. 2 and the profile of the concave and convex curves in the panel frame member in the face of the morning sun smooth door design with nesting profile.

1 Claim, 3 Drawing Sheets

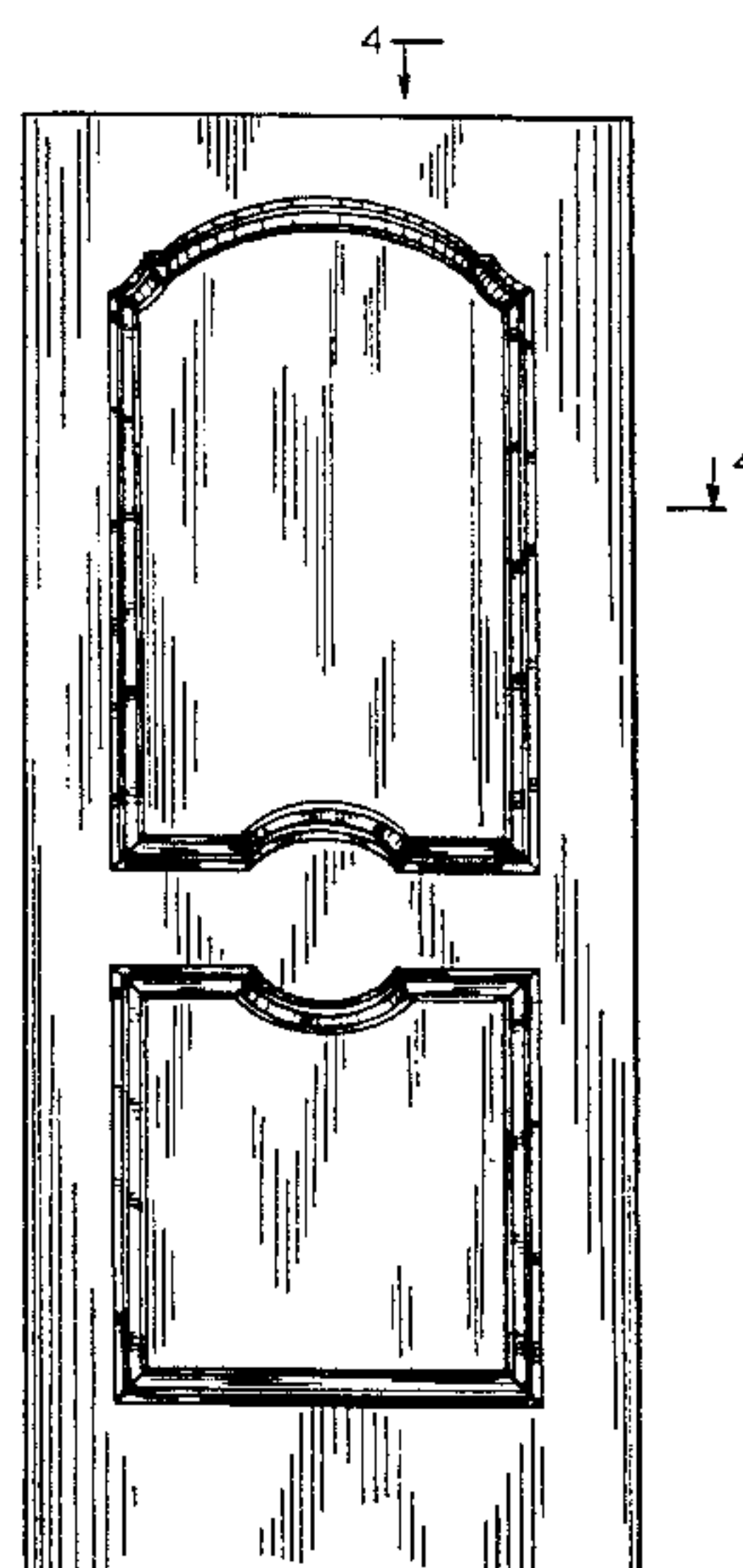


FIG. 1

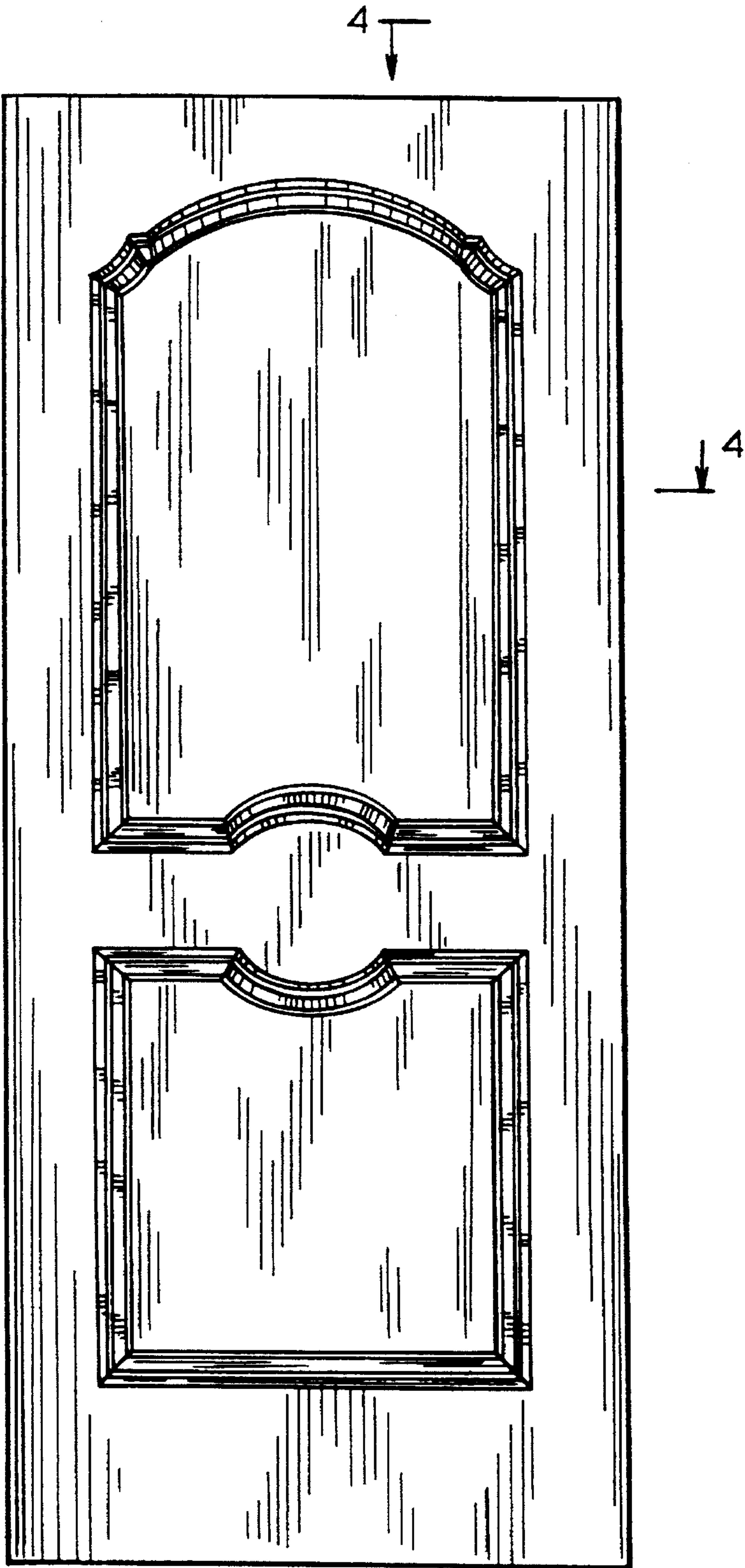


FIG. 2

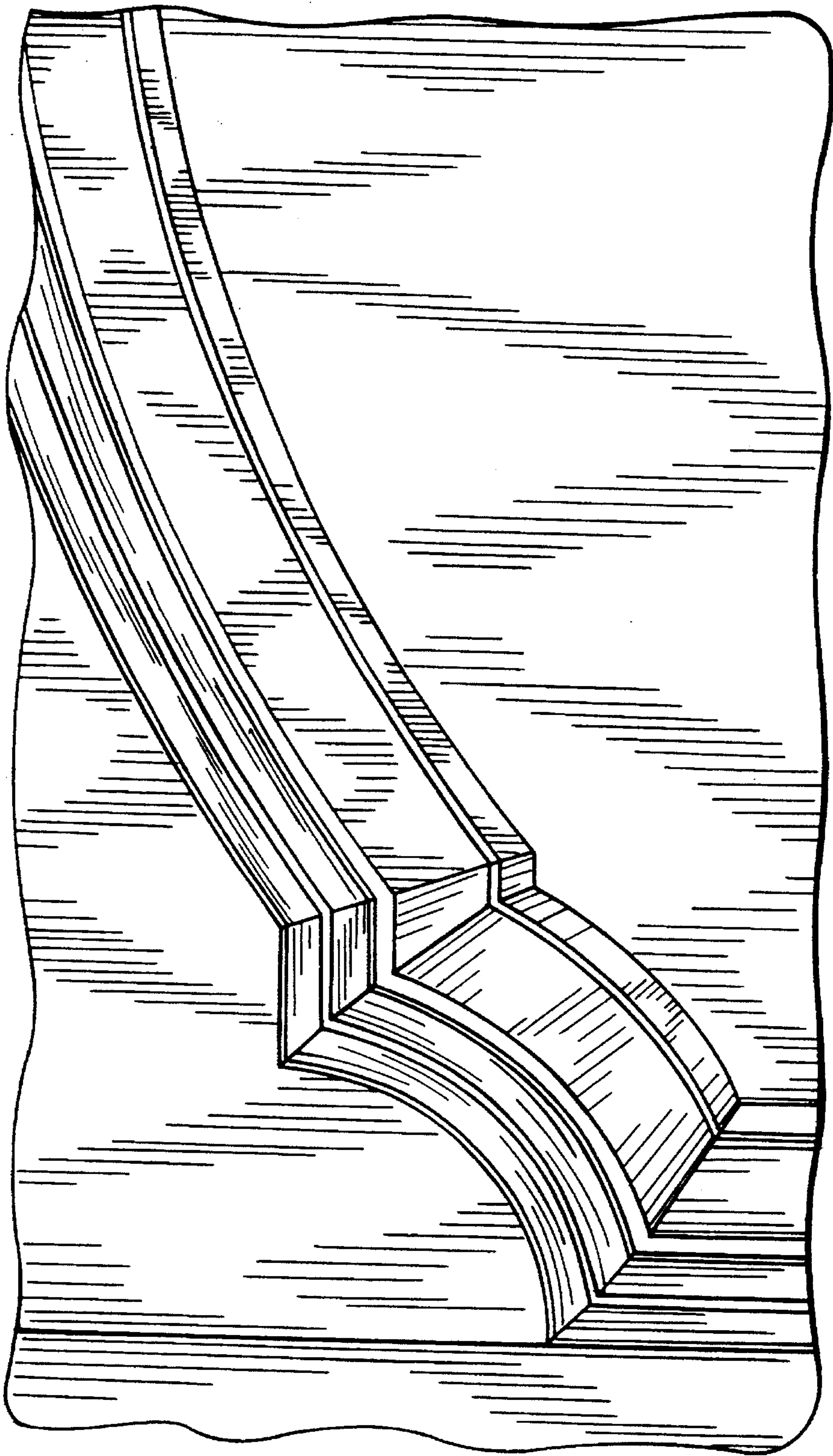


FIG. 3



FIG. 4




FIG. 5

