



US00D371840S

United States Patent [19]

Leight

[11] Patent Number: **Des. 371,840**

[45] Date of Patent: ****Jul. 16, 1996**

[54] **MULTI-CONE EARPLUG**

[76] Inventor: **Howard S. Leight**, 1330 Colorado Ave., Santa Monica, Calif. 90404

[**] Term: **14 Years**

[21] Appl. No.: **24,548**

[22] Filed: **Jun. 16, 1994**

[52] U.S. Cl. **D24/106**

[58] Field of Search D24/106; 128/864, 128/865; 181/129, 130, 135

[56] **References Cited**

U.S. PATENT DOCUMENTS

| | | | | |
|------------|---------|-------|-------|---------|
| D. 195,322 | 5/1963 | Hill | | D24/106 |
| D. 234,321 | 2/1975 | Visor | | D24/106 |
| D. 262,491 | 12/1981 | Ebert | | D24/106 |
| D. 273,614 | 4/1984 | Rolla | | D24/106 |

D. 298,356 11/1988 Falco D24/106
4,314,553 2/1982 Westerdal D24/106 X

Primary Examiner—Louis S. Zarfaz
Assistant Examiner—I. Simmons
Attorney, Agent, or Firm—Freilich Hornbaker Rosen

[57] **CLAIM**

The ornamental design for a multi-cone earplug, as shown and described.

DESCRIPTION

FIG. 1 is a front and bottom isometric view of a multi-cone earplug showing my new design;
FIG. 2 is a left side elevation view thereof, the right side being a mirror image thereof;
FIG. 3 is a front elevation view thereof; and,
FIG. 4 is a rear elevation view thereof.

1 Claim, 1 Drawing Sheet




FIG. 1

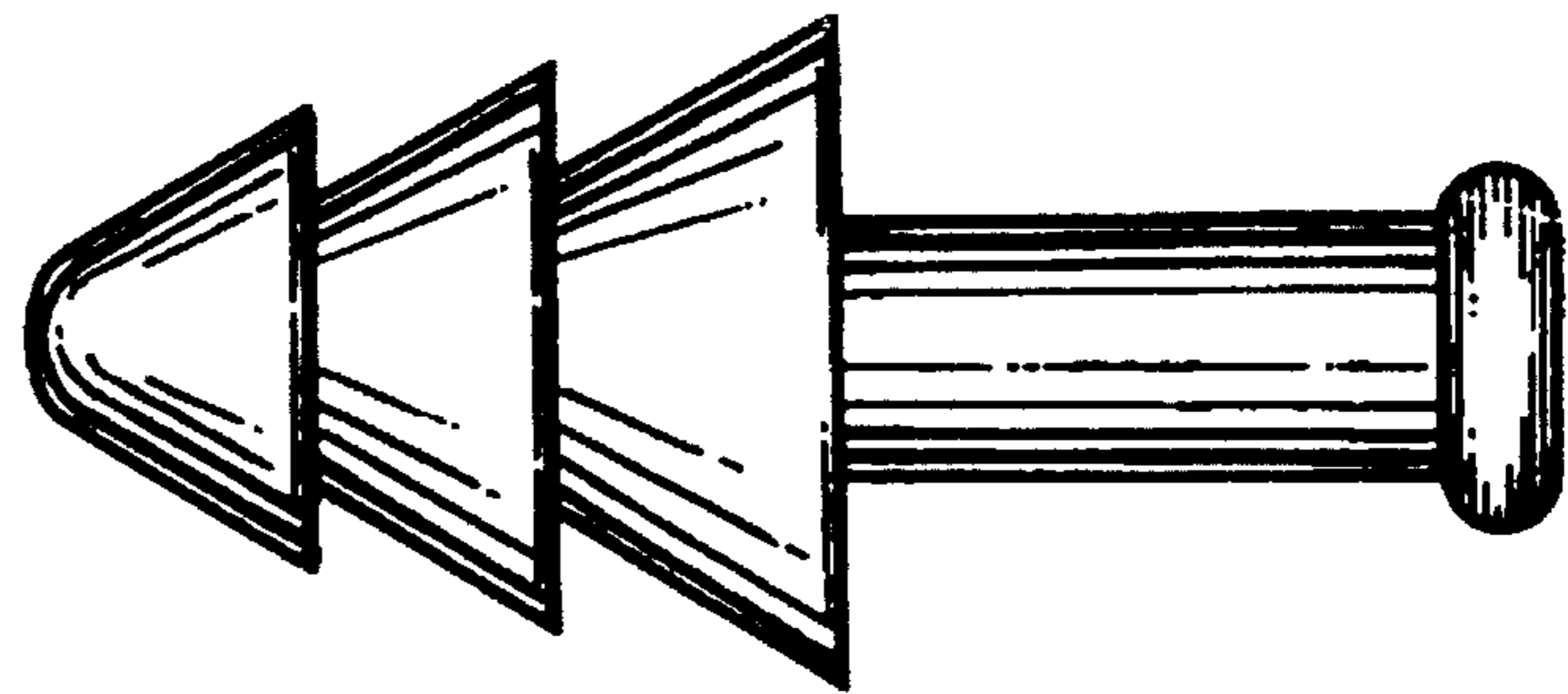



FIG. 2

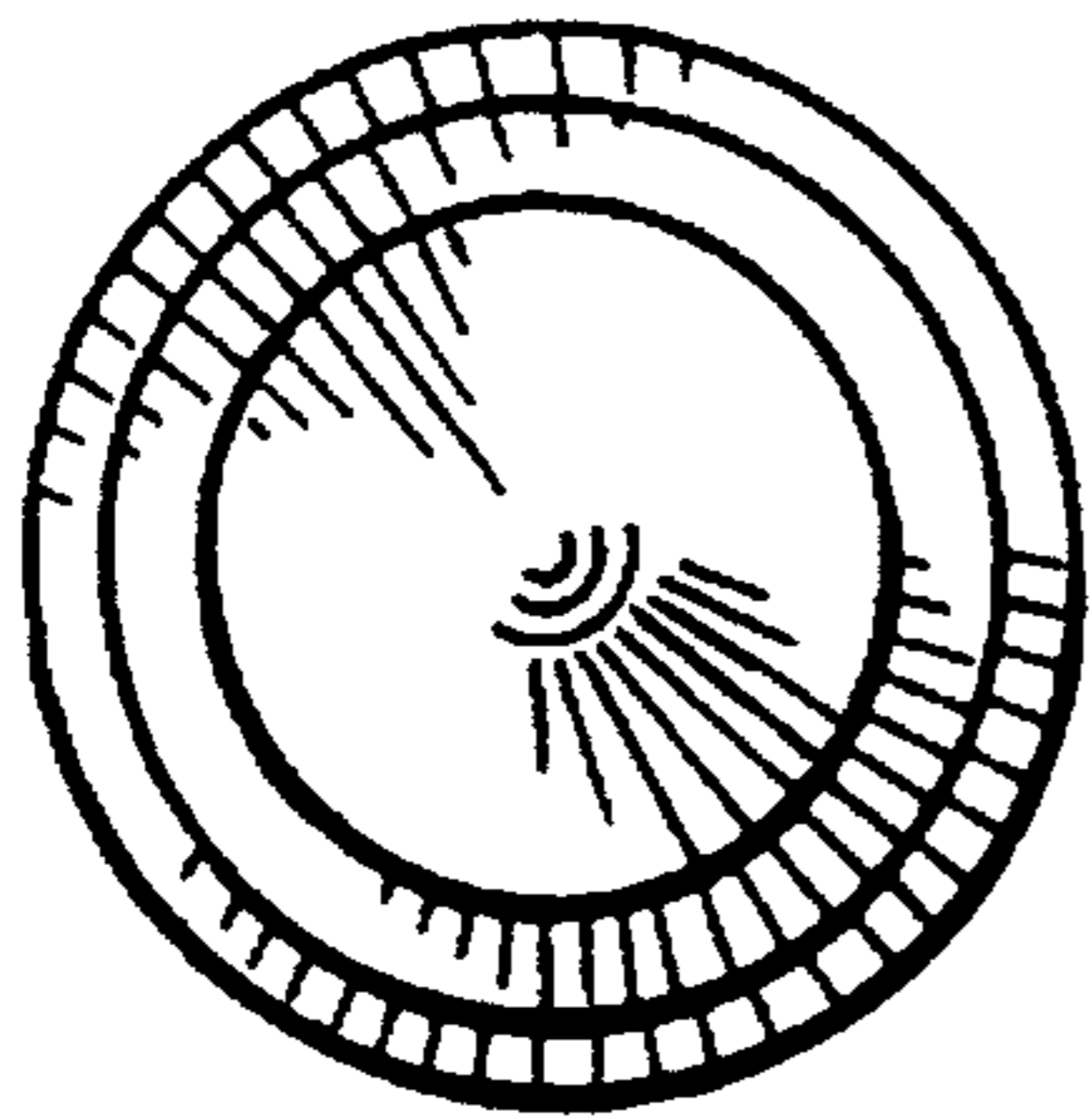


FIG. 3

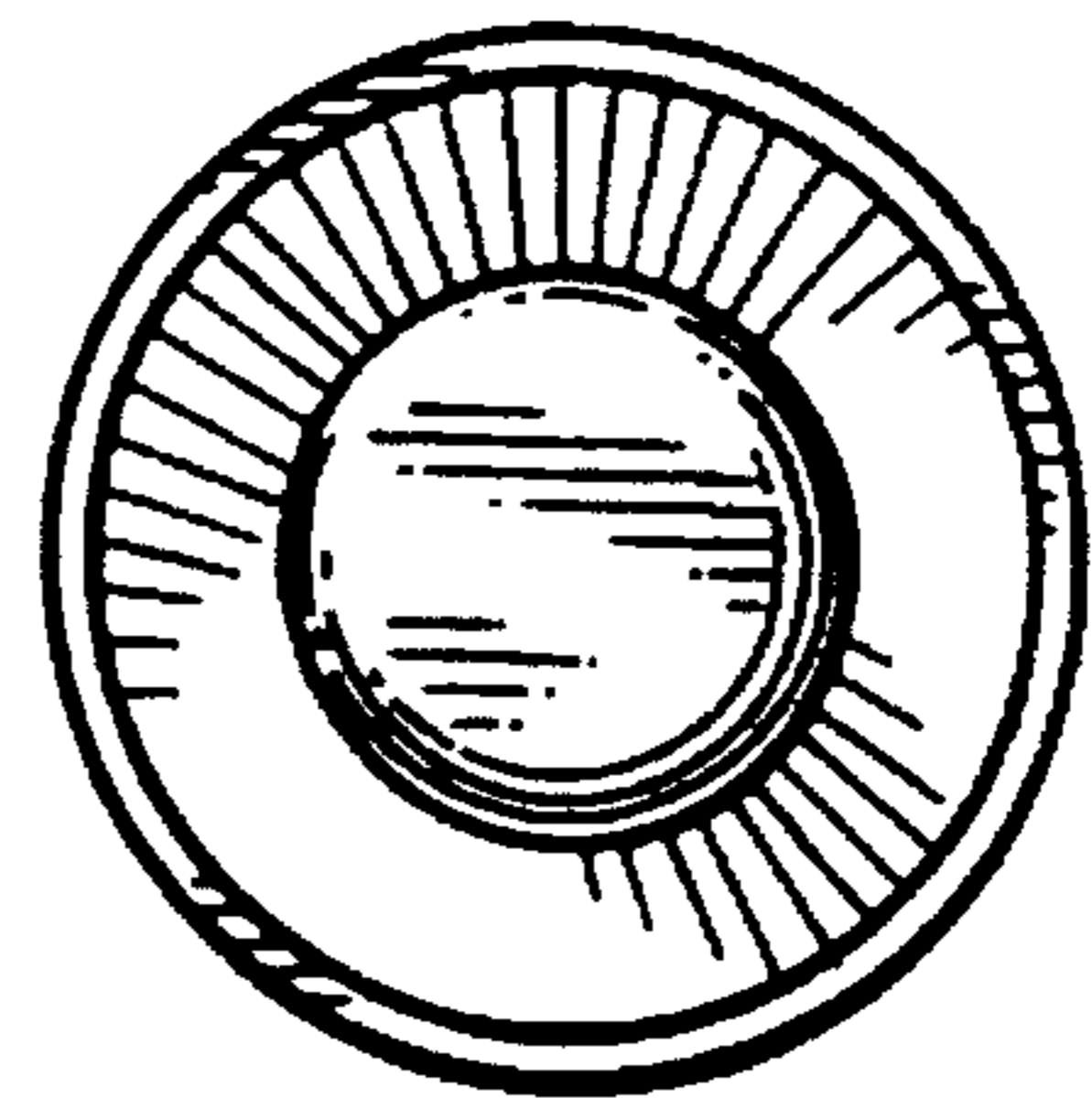


FIG. 4