



US00D371828S

**United States Patent** [19]  
**Priest**

[11] **Patent Number: Des. 371,828**

[45] **Date of Patent: \*\*Jul. 16, 1996**

[54] **DRYER VENT FOR HALF BLOCK FOUNDATION OPENING**

4,334,461	6/1982	Ferguson et al.	454/214
4,338,731	7/1982	Shames et al.	34/235 X
4,890,396	1/1990	King	34/235
5,145,217	9/1992	Anderson et al.	285/179

[76] Inventor: **Johnny B. Priest**, 86 Deerwood La., Pinehurst, N.C. 28374

[\*\*] Term: **14 Years**

*Primary Examiner*—Stella Reid  
*Assistant Examiner*—Eric Watterson  
*Attorney, Agent, or Firm*—John G. Mills and Associates

[21] Appl. No.: **23,355**

[57] **CLAIM**

[22] Filed: **May 23, 1994**

The ornamental design for a dryer vent for half block foundation opening, as shown and described.

[52] U.S. Cl. .... **D23/269**; D23/364; D23/371; D23/385

**DESCRIPTION**

[58] **Field of Search** ..... D23/364, 371, D23/259-269, 385; D7/407; 52/198, 302.1; 285/179; 34/82, 235; 454/214, 339, 367, 903

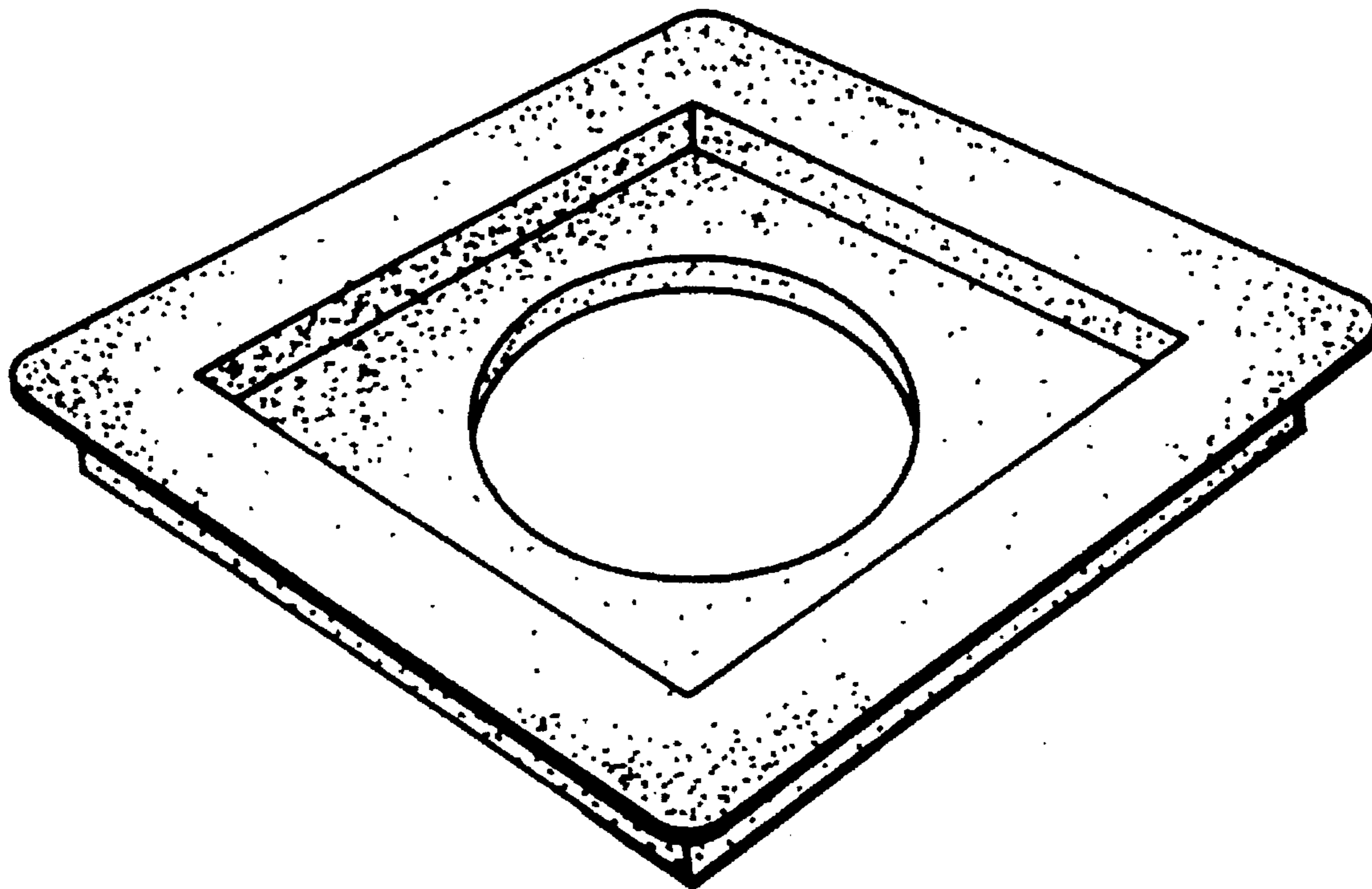
FIG. 1 is a front perspective view of the dryer vent for half block foundation opening showing my new design; FIG. 2 is a front elevational view thereof; FIG. 3 is a rear elevational view thereof; FIG. 4 is a bottom plan view thereof, the top plan view being a mirror image thereof; and, FIG. 5 is a left side elevational view thereof, the opposite side being a mirror image thereof.

[56] **References Cited**

**U.S. PATENT DOCUMENTS**

D. 258,609	3/1981	Vogt	D23/364
D. 269,809	7/1983	Chadd	D23/371
3,892,049	7/1975	Adams, Jr.	34/235 X

**1 Claim, 1 Drawing Sheet**



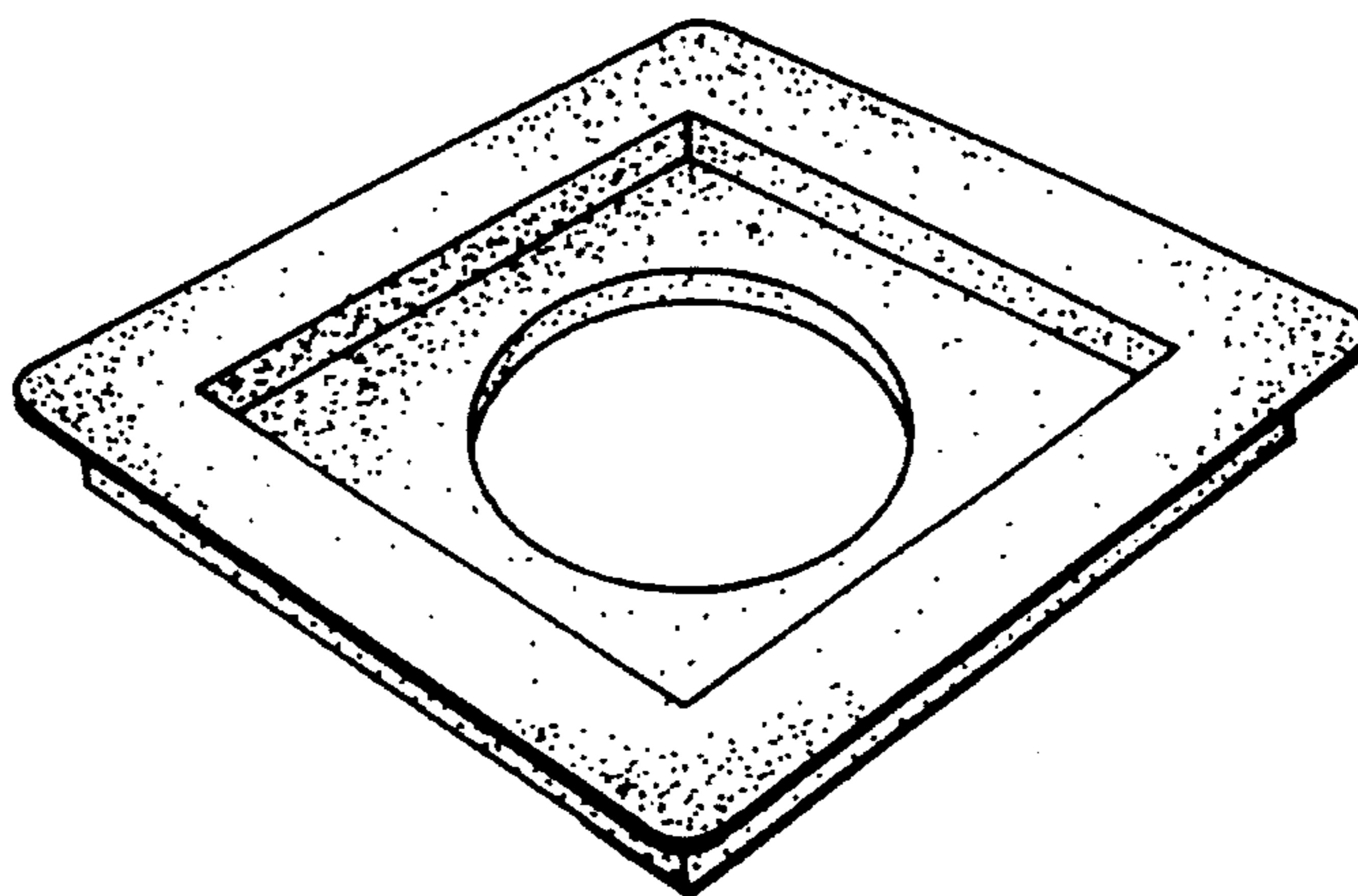


FIG. 1

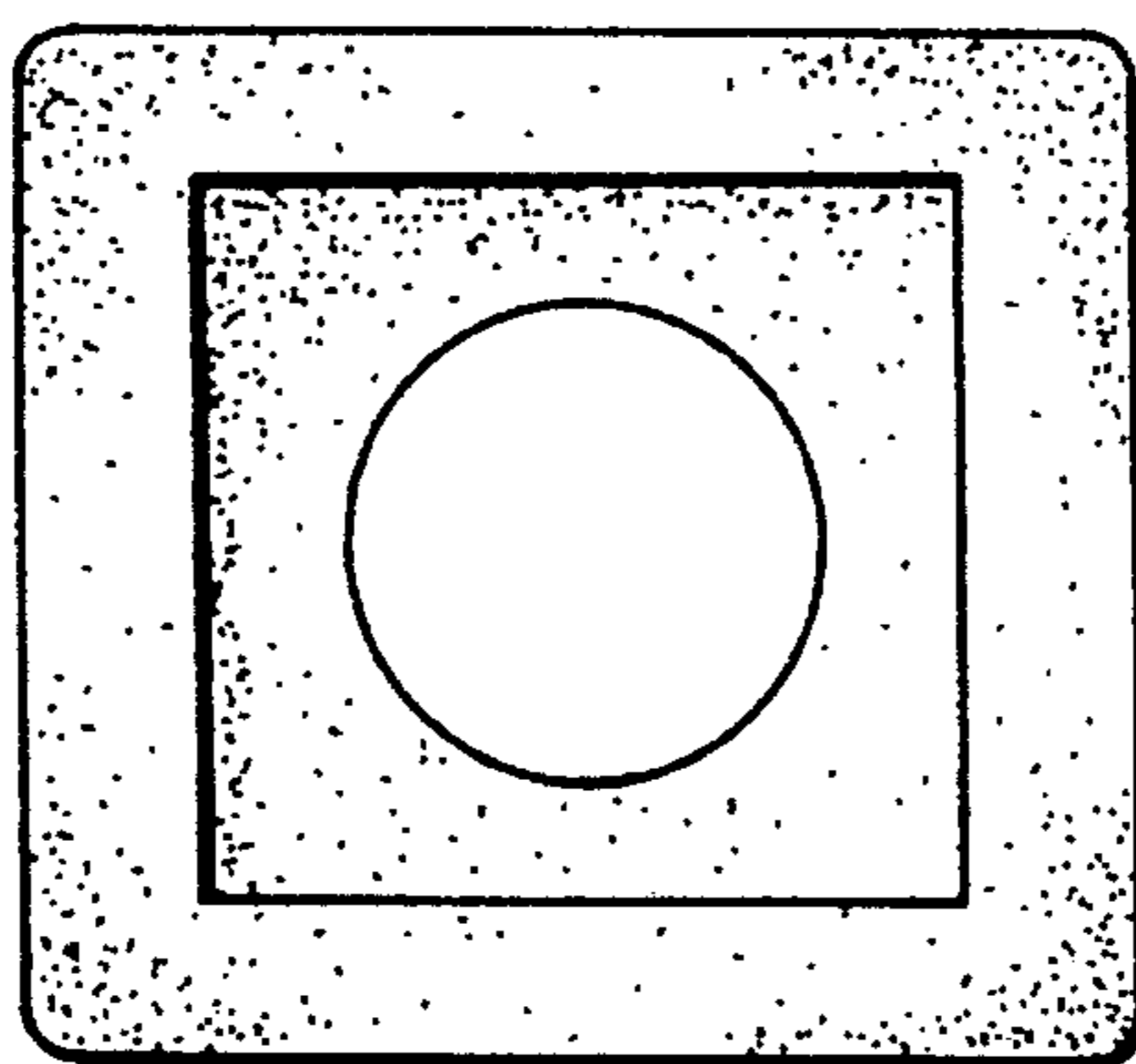


FIG. 2

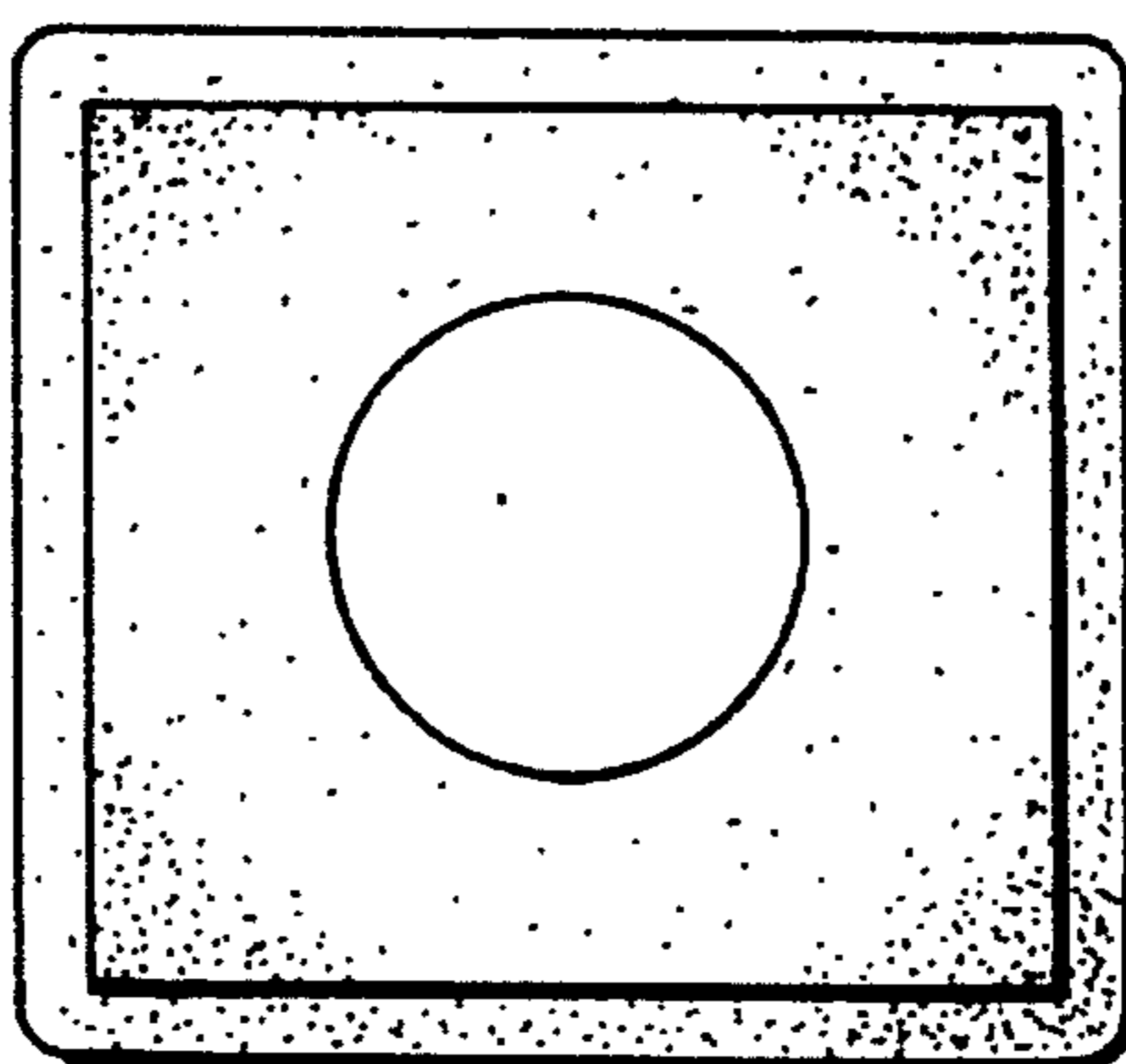


FIG. 3



FIG. 4



FIG. 5