



US00D371820S

United States Patent [19]

[11] Patent Number: **Des. 371,820**

Thompson

[45] Date of Patent: ****Jul. 16, 1996**

[54] **SPORT KNIFE**

U.S. Cavalry 1995 Spring, p. 80. U.S. Navy Combat Knife.

[76] Inventor: **Lynn C. Thompson**, 2747 Seahorse,
Ventura, Calif. 93001

Primary Examiner—Doris V. Coles
Attorney, Agent, or Firm—Marvin E. Jacobs

[**] Term: **14 Years**

[57] **CLAIM**

[21] Appl. No.: **34,557**

The ornamental design for a sport knife, as shown and described.

[22] Filed: **Feb. 7, 1995**

[52] U.S. Cl. **D22/118**

[58] Field of Search D22/118; 30/344,
30/337, 340, 342, 346, 343, 151, 162

DESCRIPTION

[56] **References Cited**

FIG. 1 is a front view in elevation of a sport knife showing my new design;

U.S. PATENT DOCUMENTS

FIG. 2 is a left side elevational view thereof;

- D. 298,644 11/1988 Newman et al. D22/118
- D. 299,375 1/1989 Pipes D22/118
- D. 302,455 7/1989 Hibben D22/118
- 5,058,305 10/1991 Majesty D22/118 X

FIG. 3 is a rear elevational view thereof;

FIG. 4 is a right side elevational view thereof;

OTHER PUBLICATIONS

Shomer-Tec, 1994 Catalog p. 58, Applegate/Fairbairn Knife.

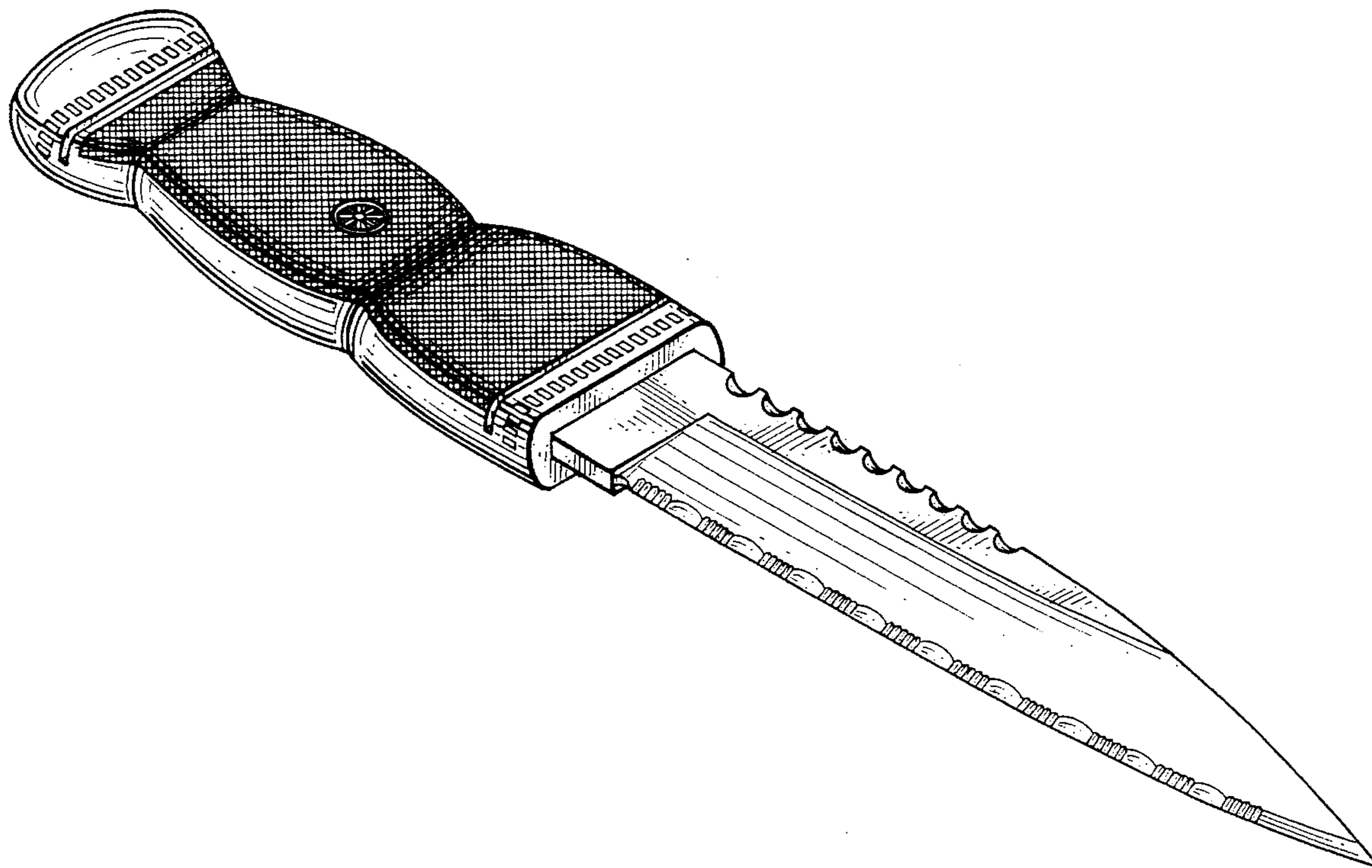
FIG. 5 is a top elevational view thereof;

A. G. Russell, Summer 1988, Catalog of Knives, p. 28.

FIG. 6 is a bottom elevational view thereof; and,

FIG. 7 is a perspective view thereof.

1 Claim, 2 Drawing Sheets






Fig. 1.

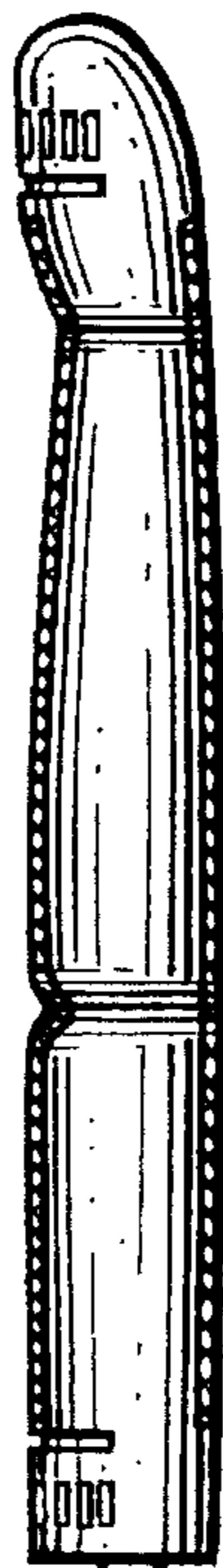


Fig. 2.




Fig. 3.

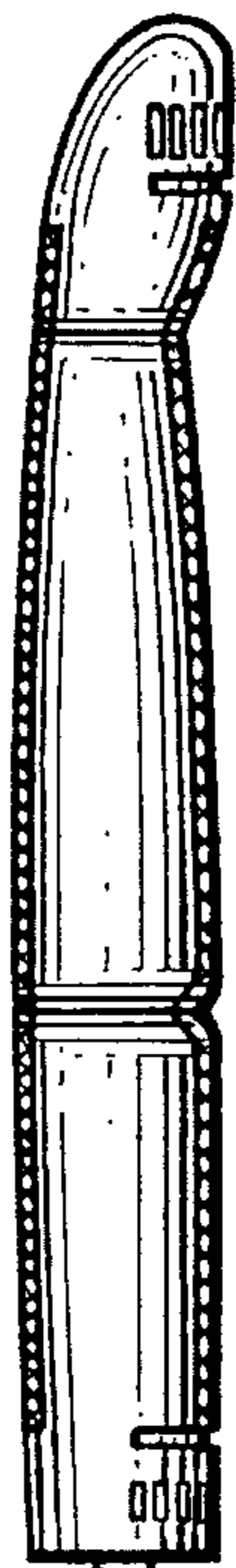


Fig. 4.



Fig. 5.



Fig. 6.

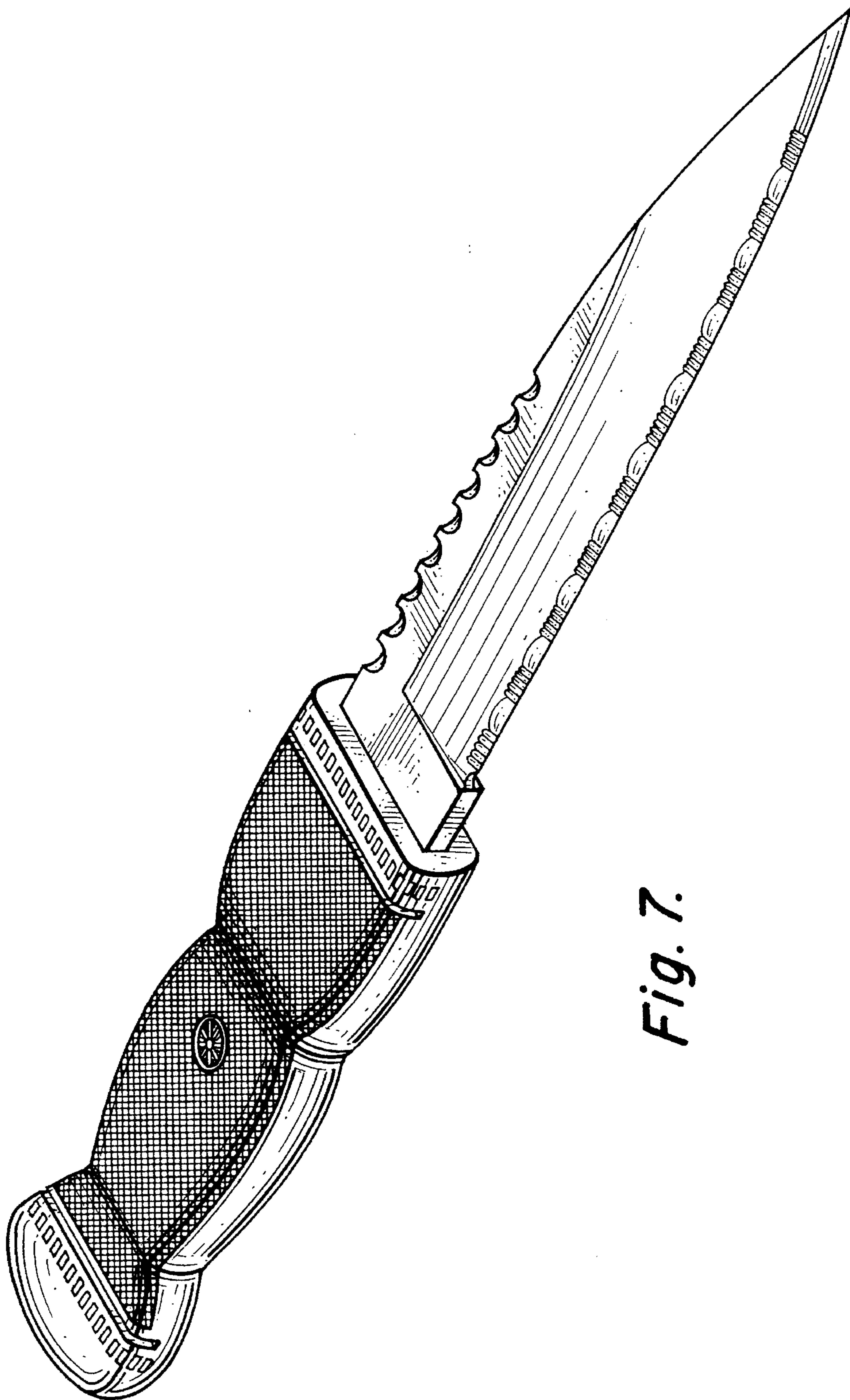


Fig. 7.