



US00D371819S

**United States Patent** [19]  
**Brown**

[11] **Patent Number: Des. 371,819**

[45] **Date of Patent: \*\*Jul. 16, 1996**

[54] **POOL CUE**

[76] Inventor: **James C. Brown**, 2121 Skyhawk Dr.,  
Fort Wayne, Ind. 46815

[\*\*] Term: **14 Years**

[21] Appl. No.: **32,717**

[22] Filed: **Dec. 27, 1994**

[52] U.S. Cl. .... **D21/232**

[58] Field of Search ..... D21/232; 473/44-51,  
473/1

[56] **References Cited**

**U.S. PATENT DOCUMENTS**

D. 361,113	8/1995	Janes .....	D21/232
1,705,353	3/1929	Barrett .....	473/47
3,334,901	8/1967	Steffes .....	473/44
3,368,271	2/1968	scheffler .....	473/44 X
3,381,959	5/1968	Fiell .....	473/44
3,462,147	8/1969	Mancuso .....	473/44
5,334,101	8/1994	McDermott .....	473/44

**OTHER PUBLICATIONS**

Victor Billiard Co. 1949, p. 9.  
Coleco Cat, Oct. 1969.

*Primary Examiner*—Prabhakar G. Deshmukh  
*Attorney, Agent, or Firm*—Roger M. Rickert

[57] **CLAIM**

The ornamental design for an pool cue, as shown and described.

**DESCRIPTION**

FIG. 1 is a perspective view of a pool cue illustrating my new design;

FIG. 2 is a right side elevation view thereof;

FIG. 3 is a left side elevation view thereof;

FIG. 4 is a top plan view thereof;

FIG. 5 is a bottom plan view thereof;

FIG. 6 is an enlarged scale front elevational view thereof; and,

FIG. 7 is an enlarged scale rear elevational view thereof.

The characteristic feature of the design resides in the configuration shown in FIG. 6.

**1 Claim, 1 Drawing Sheet**

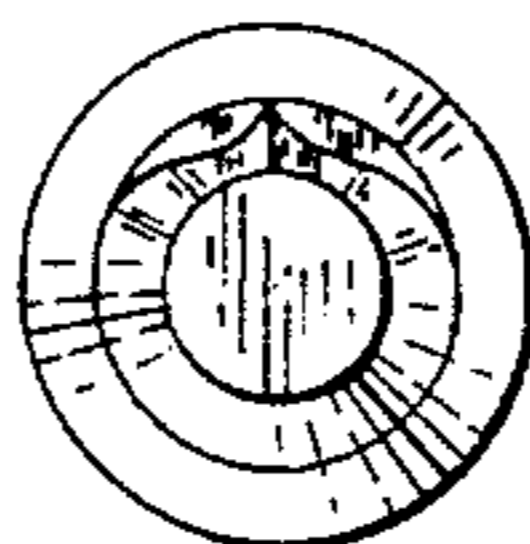




FIG. 1



FIG. 2



FIG. 3



FIG. 4



FIG. 5

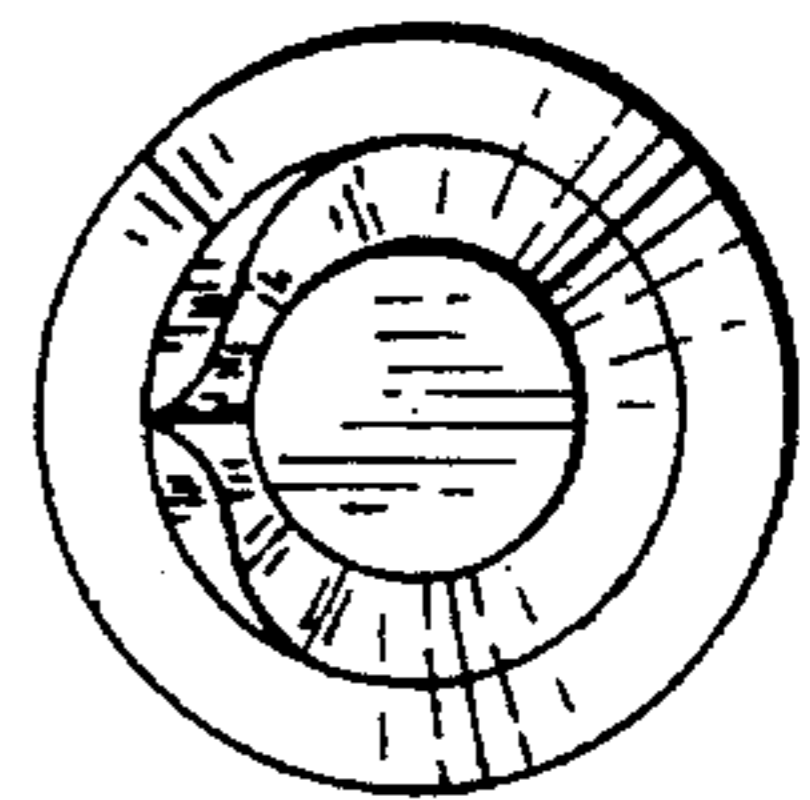


FIG. 6

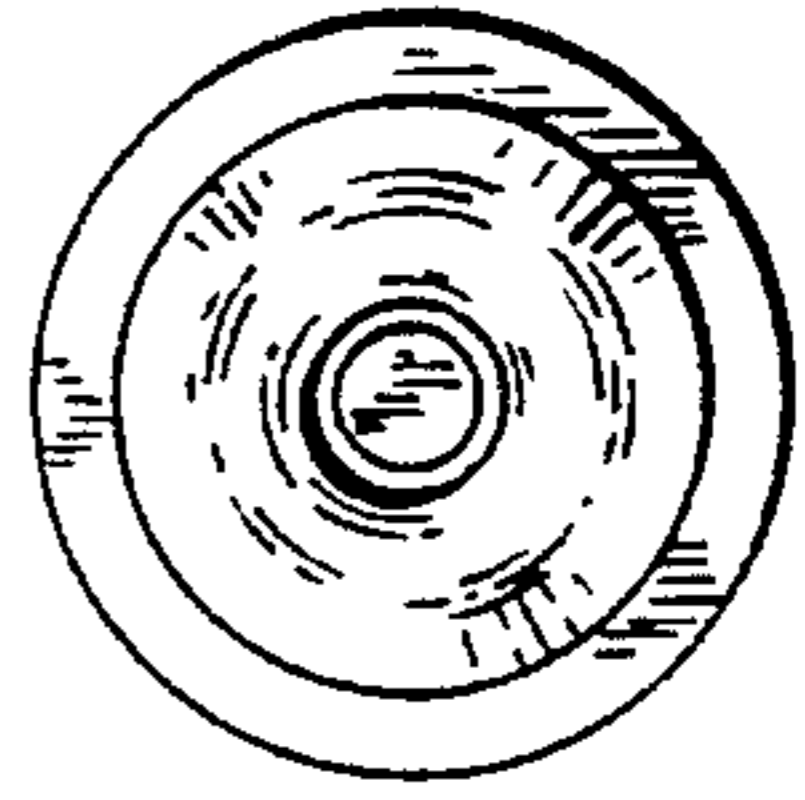


FIG. 7