



US00D371818S

**United States Patent** [19]  
**Stolz**

[11] **Patent Number: Des. 371,818**

[45] **Date of Patent: \*\*Jul. 16, 1996**

[54] **GOLF CLUB GRIP**

[75] Inventor: **Pascal Stolz**, Del Mar, Calif.  
[73] Assignee: **Taylor Made Golf Company, Inc.**,  
Carlsbad, Calif.  
[\*\*] Term: **14 Years**

[21] Appl. No.: **29,804**  
[22] Filed: **Oct. 14, 1994**  
[52] U.S. Cl. .... **D21/222**  
[58] Field of Search ..... **D21/222; 273/81 R,  
273/81 G**

[56] **References Cited**

**U.S. PATENT DOCUMENTS**

1,435,088 11/1922 Smith ..... D21/222 X  
4,907,810 3/1990 Whiteford ..... 273/81 R X  
5,171,621 12/1992 Desbiolles et al. .... 428/141

**OTHER PUBLICATIONS**

Golf Day; Feb. 9, 1993; pp. 28, 30 and 31; Golf Club Grips.  
The Golf Store; Oct. 25, 1994; p. 25; Golf Club Grips.

*Primary Examiner*—Sandra L. Morris  
*Assistant Examiner*—Mitchell I. Siegel  
*Attorney, Agent, or Firm*—Greenblum & Bernstein

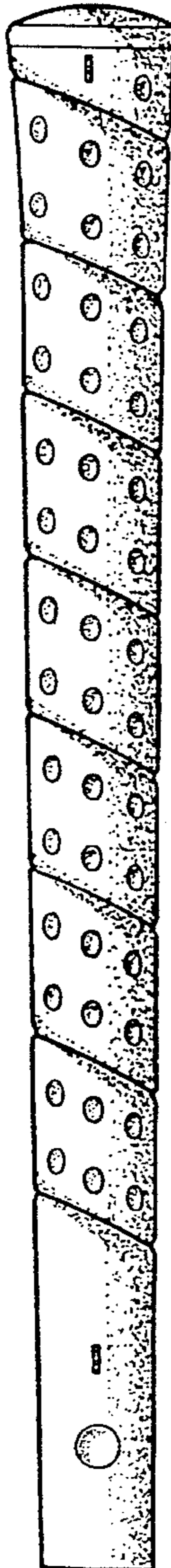
[57] **CLAIM**

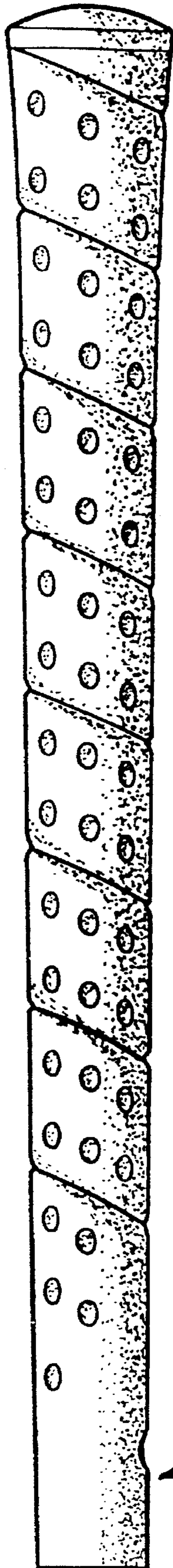
The ornamental design for a golf club grip, as shown and described.

**DESCRIPTION**

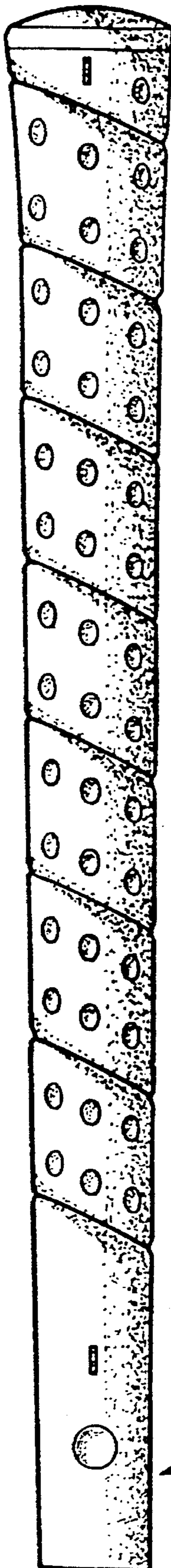
FIG. 1 is front elevation view of a golf club grip showing my new design;  
FIG. 2 is a left side view thereof;  
FIG. 3 is a right side view thereof;  
FIG. 4 is a rear elevation view thereof;  
FIG. 5 is a top plan view thereof; and,  
FIG. 6 is a bottom plan view thereof.

**1 Claim, 2 Drawing Sheets**

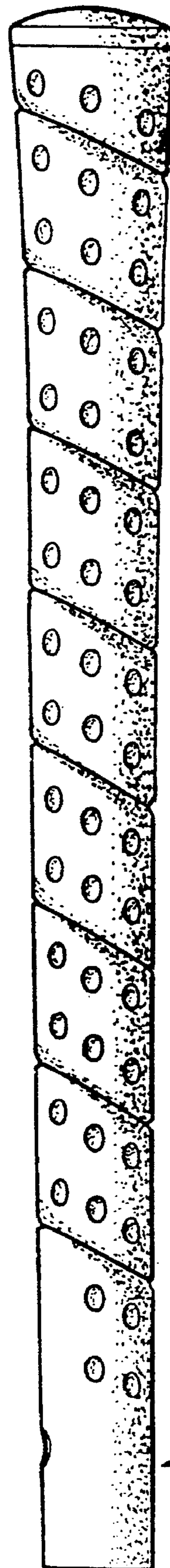




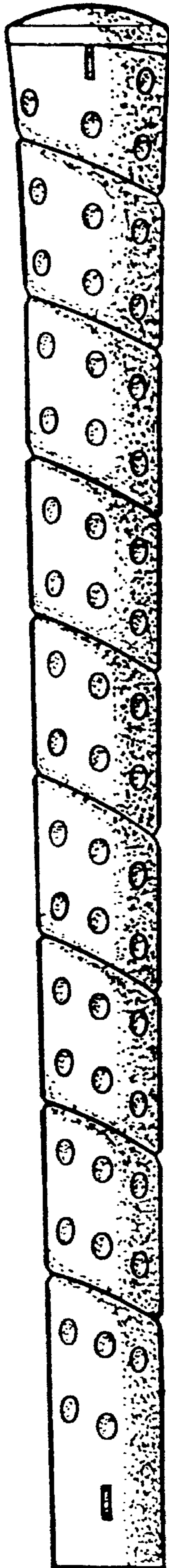
*Fig. 2*



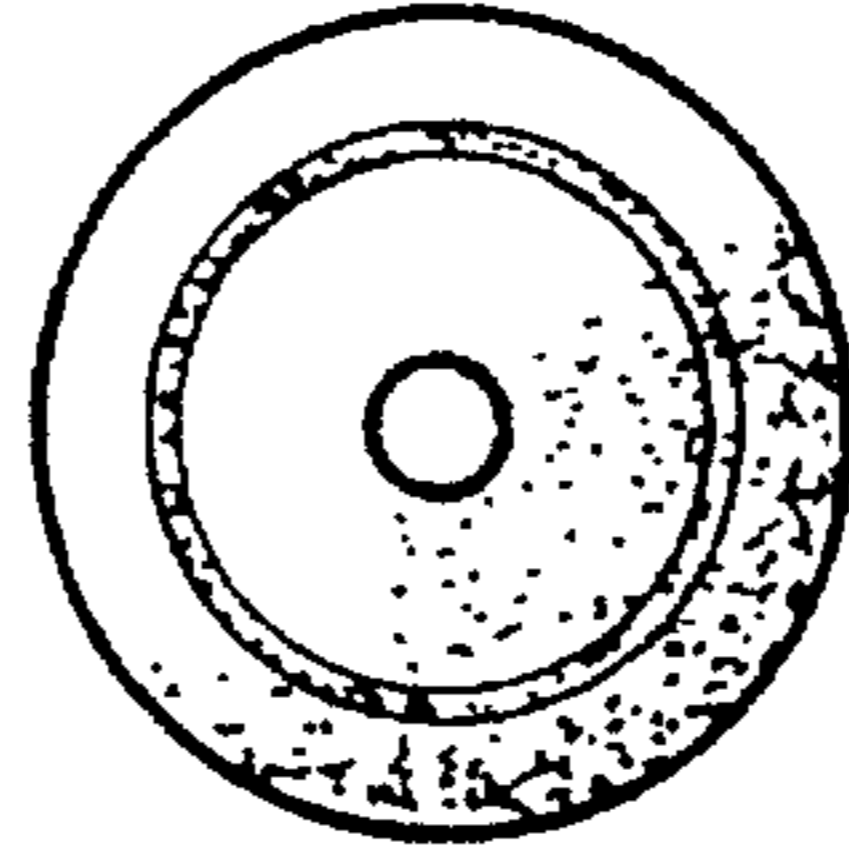
*Fig. 1*



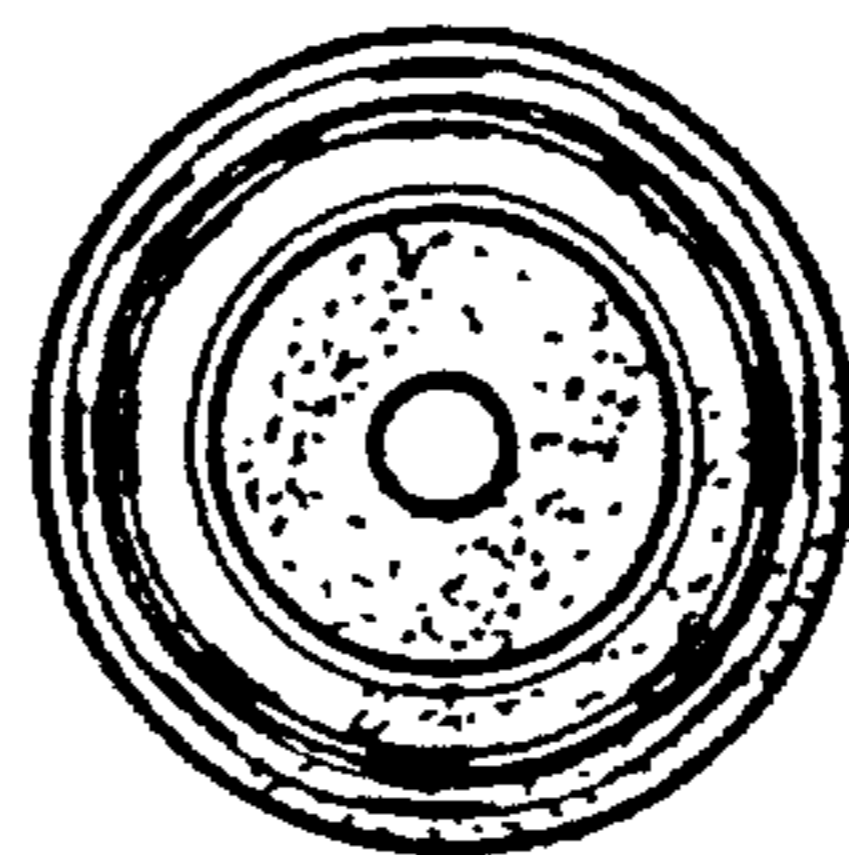
*Fig. 3*



*Fig: 4*



*Fig: 5*



*Fig: 6*