



US00D371814S

**United States Patent** [19]  
**Oka**

[11] **Patent Number: Des. 371,814**

[45] **Date of Patent: \*\*Jul. 16, 1996**

[54] **GOLF BALL**

[75] Inventor: **Kengo Oka**, Hyogo, Japan

[73] Assignee: **Sumitomo Rubber Industries, Ltd.**,  
Kobe, Japan

[\*\*] Term: **14 Years**

[21] Appl. No.: **535,207**

[22] Filed: **Jul. 26, 1990**

[52] U.S. Cl. .... **D21/205**

[58] Field of Search ..... **D21/205; 273/232,**  
**273/233**

[56] **References Cited**

**U.S. PATENT DOCUMENTS**

4,560,168	12/1985	Aoyama	.....	D21/205	X
4,744,564	5/1988	Yamada	.....	D21/205	X
4,946,167	8/1990	Yamada	.....	273/232	
5,092,604	3/1992	Oka	.....	273/232	

**OTHER PUBLICATIONS**

"Golf World", May 8, 1987, p. 5, Slazenger golf ball with small dimple clusters.

"Wilson Staff TC Wound Surlyn three-piece ball" Golf Digest, Aug. 1989.

*Primary Examiner*—Terry A. Wallace

*Assistant Examiner*—Cheri Cohen

*Attorney, Agent, or Firm*—Cushman Darby & Cushman

[57] **CLAIM**

The ornamental design for a golf ball, as shown and described.

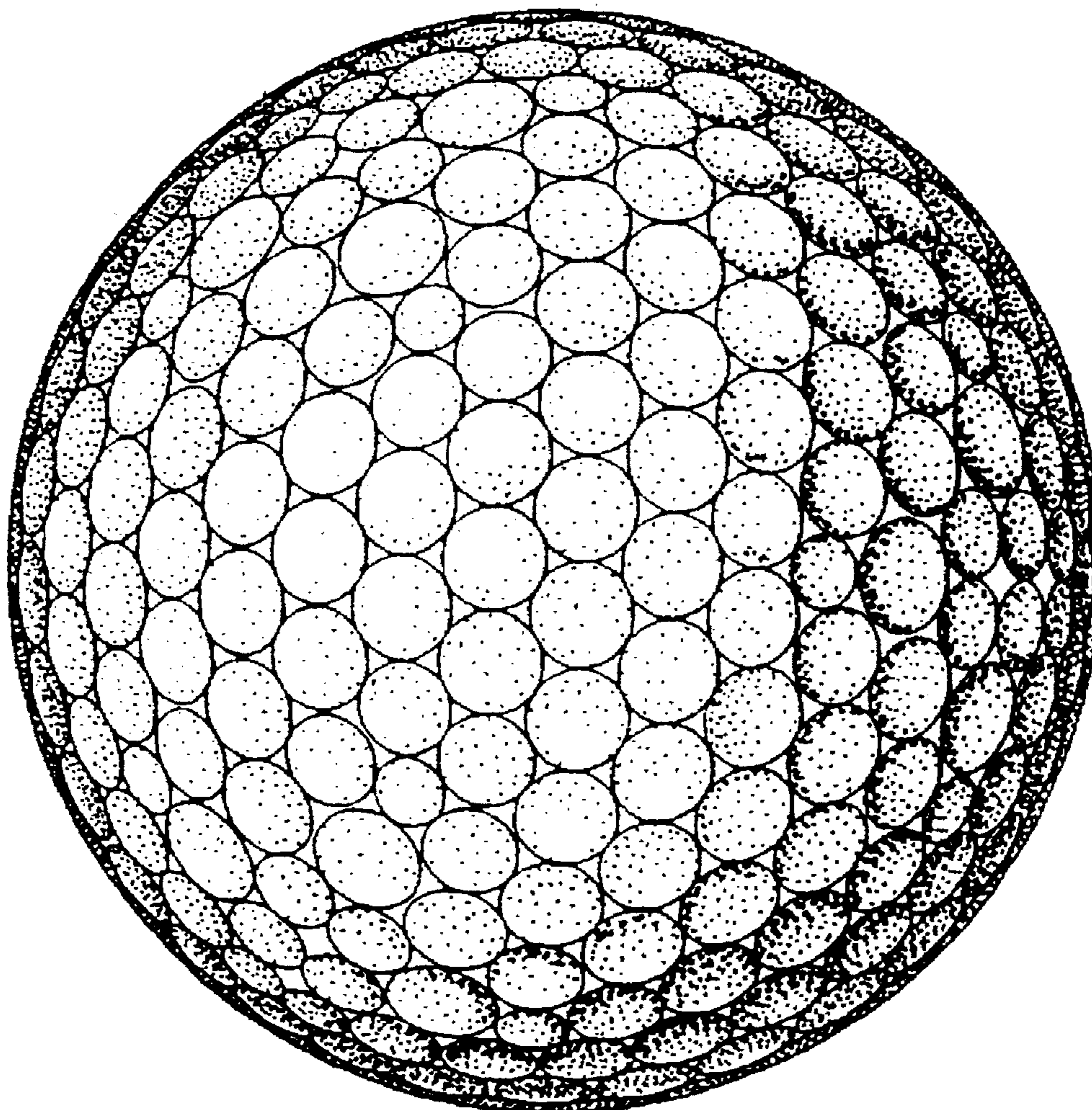
**DESCRIPTION**

FIG. 1 is a front elevational view of a golf ball showing my new design;

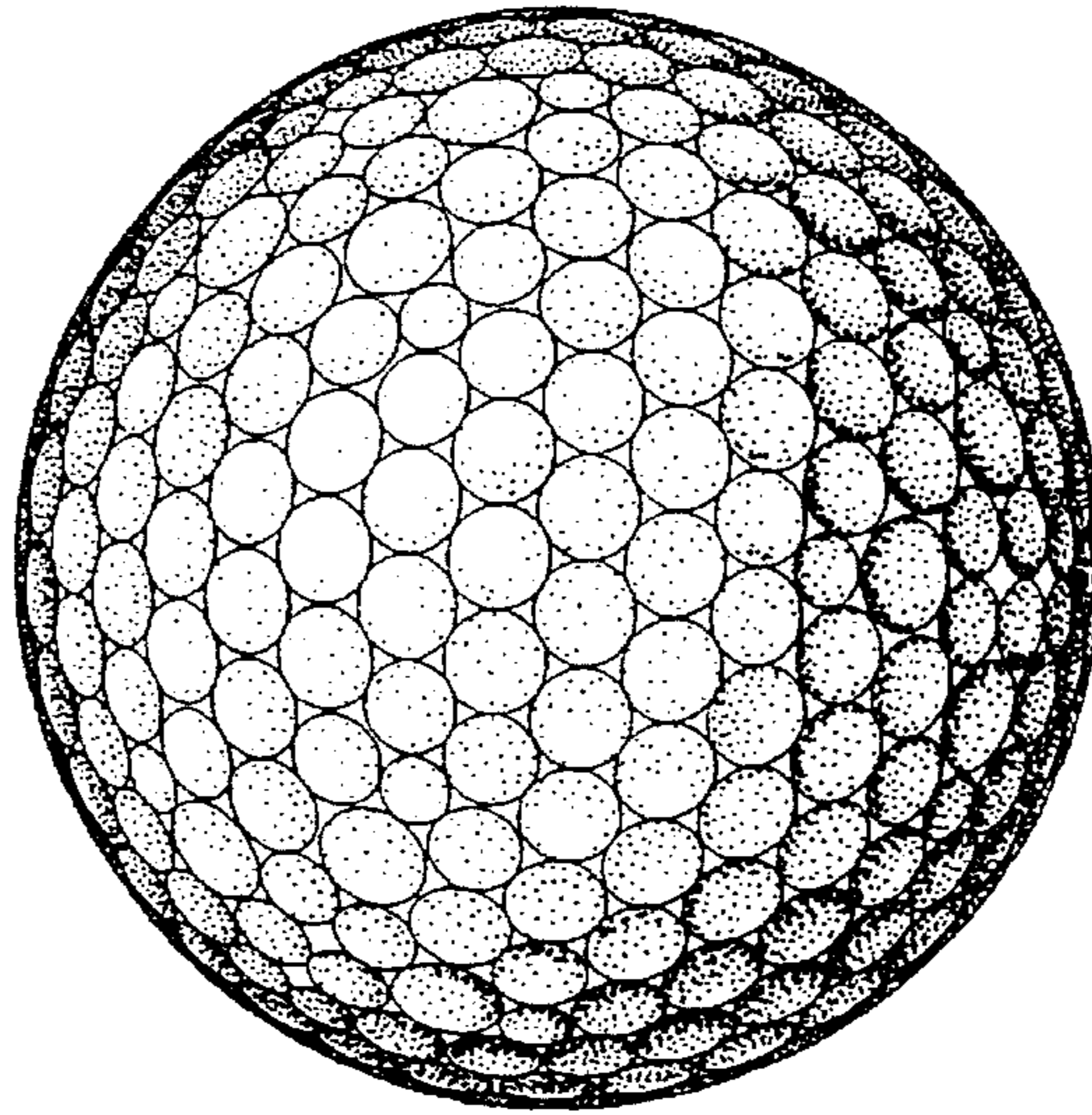
FIG. 2 is a top plan view thereof, the opposite side being a mirror image; and,

FIG. 3 is a side elevation view thereof, the opposite side being a mirror image.

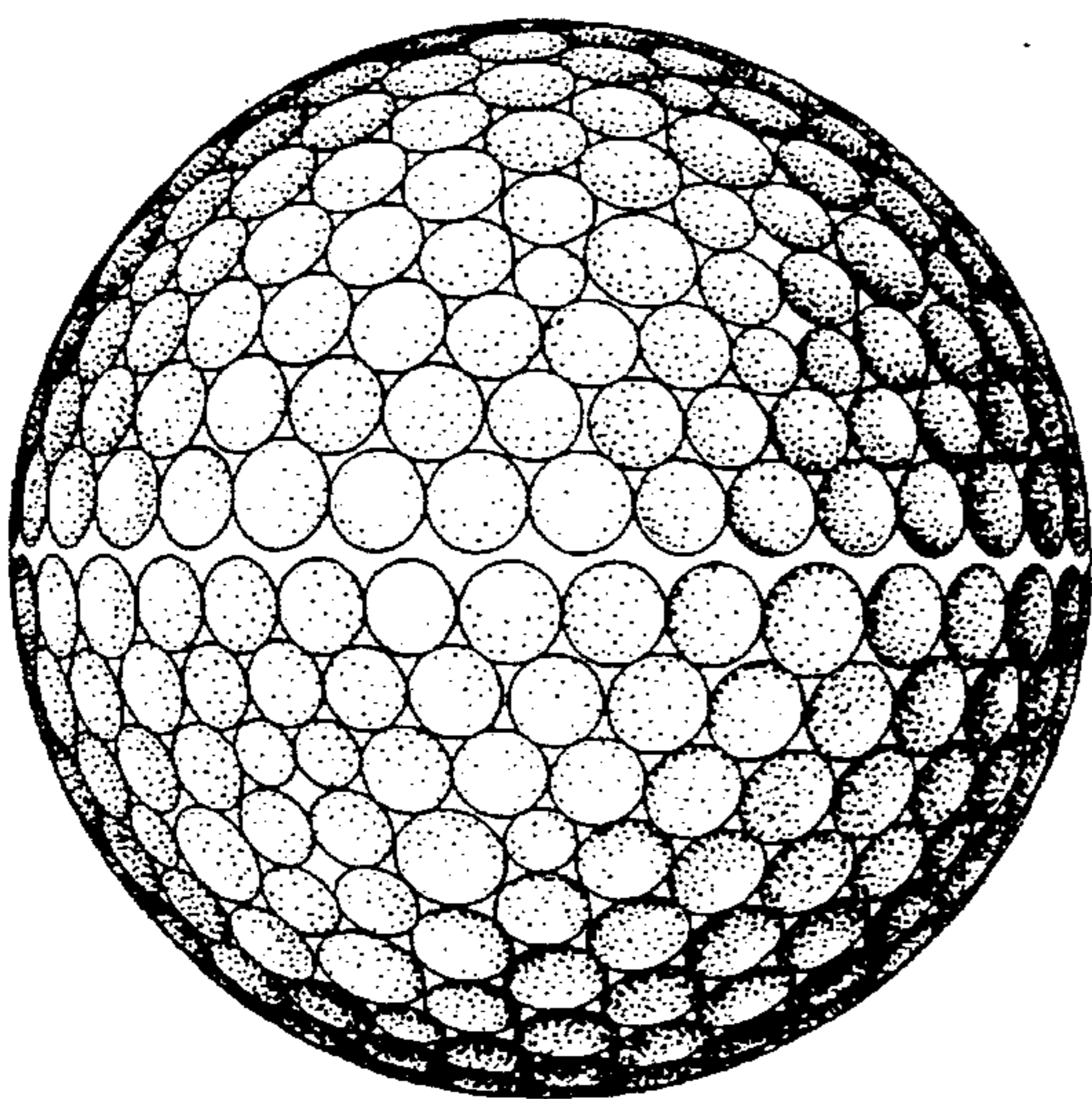
**1 Claim, 1 Drawing Sheet**



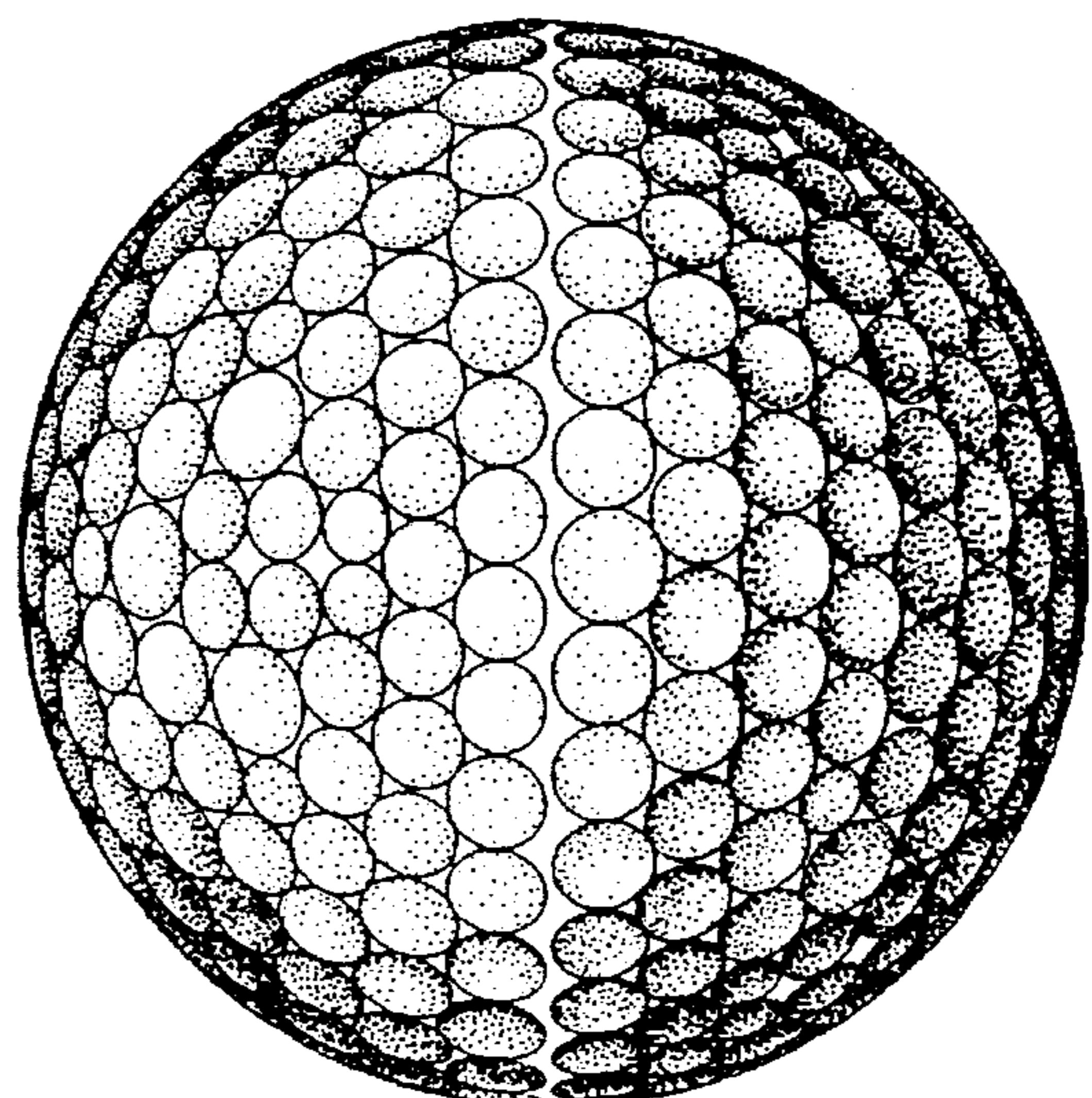
*FIG. 1*



*FIG. 2*



*FIG. 3*



**UNITED STATES PATENT AND TRADEMARK OFFICE  
CERTIFICATE OF CORRECTION**

PATENT NO. : Des. 371,814  
DATED : July 16, 1996  
INVENTOR(S) : OKA, Kengo

It is certified that error appears in the above-identified patent and that said Letters Patent is hereby corrected as shown below:

On the title page:

Item [22], change "Jul. 26, 1990" to --June 8, 1990--.

Signed and Sealed this  
Twenty-second Day of July, 1997



*Attest:*

**BRUCE LEHMAN**

*Attesting Officer*

*Commissioner of Patents and Trademarks*