



US00D371812S

United States Patent [19]

Veraguth

[11] Patent Number: **Des. 371,812**

[45] Date of Patent: ****Jul. 16, 1996**

[54] **RIDE-ON TOY**

[75] Inventor: **Lois E. Veraguth**, Cleveland Heights, Ohio

[73] Assignee: **The Little Tikes Company**, Hudson, Ohio

[**] Term: **14 Years**

[21] Appl. No.: **34,439**

[22] Filed: **Feb. 6, 1995**

[52] U.S. Cl. **D21/74**

[58] Field of Search D21/71, 74-80, D21/129, 130, 132, 134, 135, 163; 446/160, 428, 447, 456, 465, 470; 280/1.13, 87.021, 828, 47.11

[56] **References Cited**

U.S. PATENT DOCUMENTS

D. 55,009	4/1920	Baier	D21/74
D. 193,560	9/1962	Dam	D21/163
D. 209,687	12/1967	Wormser	D21/163
D. 272,925	3/1984	Jones et al.	D21/163

D. 341,168	11/1993	Martin	D21/75
4,264,080	4/1981	Kassai	280/1.13
4,741,544	5/1988	Kassai	280/1.13
5,011,451	4/1991	Holtier	446/409

Primary Examiner—Terry A. Wallace
Assistant Examiner—R. Barkai
Attorney, Agent, or Firm—Richard B. O'Planick; Lisa B. Riedesel


[57] **CLAIM**

The ornamental design for a ride-on toy, as shown and described.

DESCRIPTION

FIG. 1 is a top left front perspective view of a ride-on toy showing my new design;
FIG. 2 is a right side elevational view thereof; the left side elevational view being a mirror image;
FIG. 3 is a front perspective view thereof;
FIG. 4 is a rear perspective view thereof;
FIG. 5 is a top plan view thereof; and,
FIG. 6 is a bottom plan view thereof.

1 Claim, 3 Drawing Sheets






FIG. 1

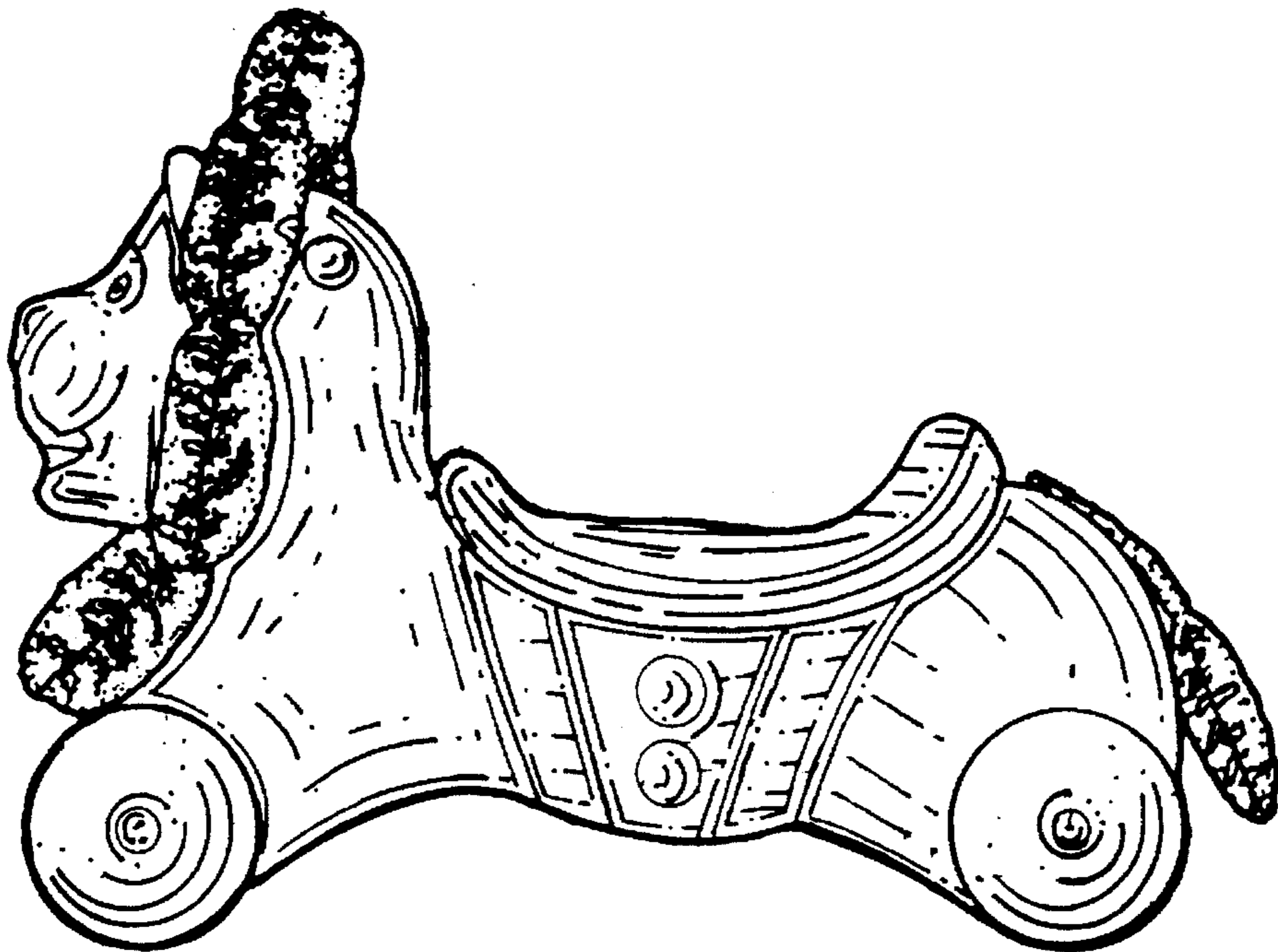


FIG. 2




FIG. 3

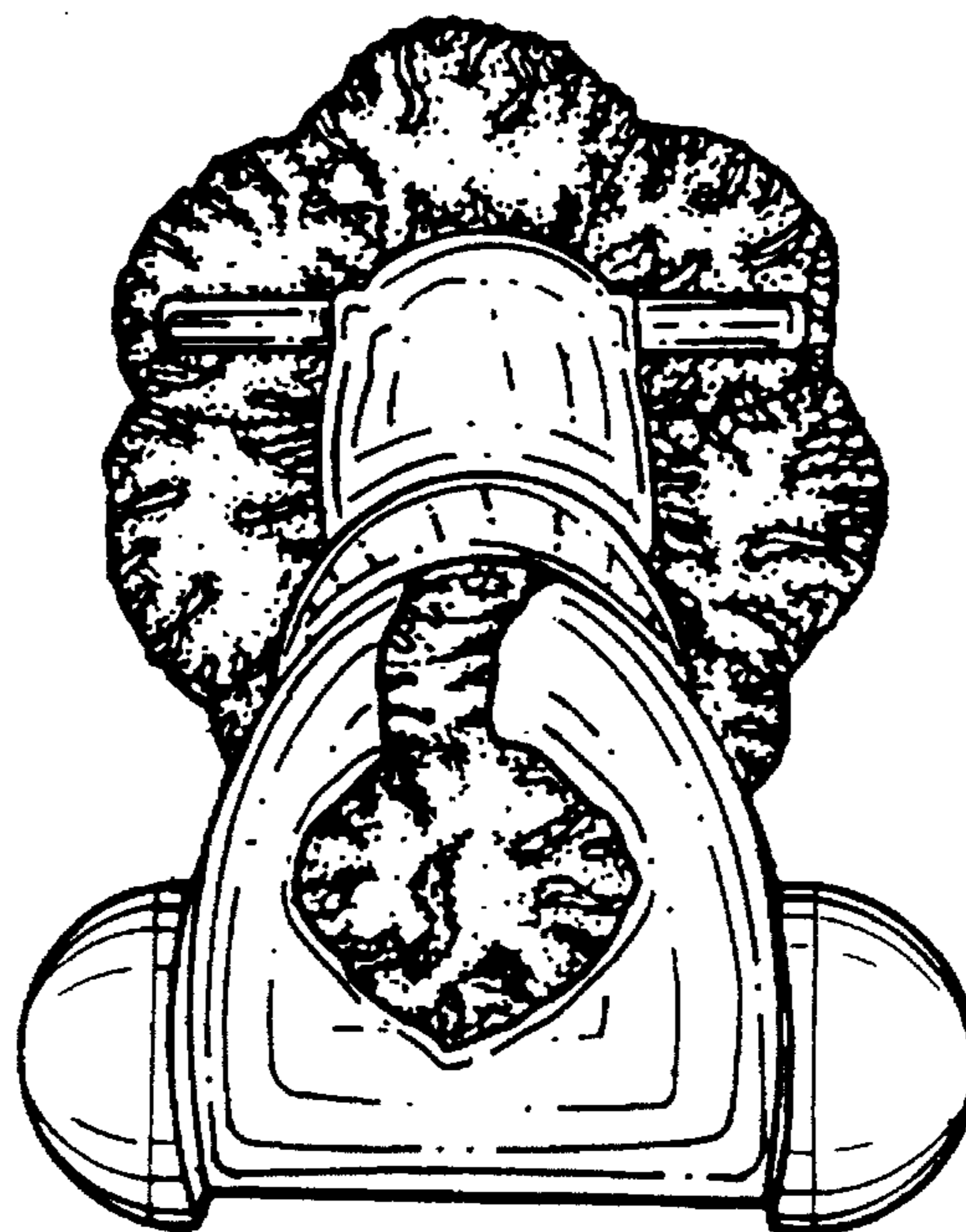


FIG. 4

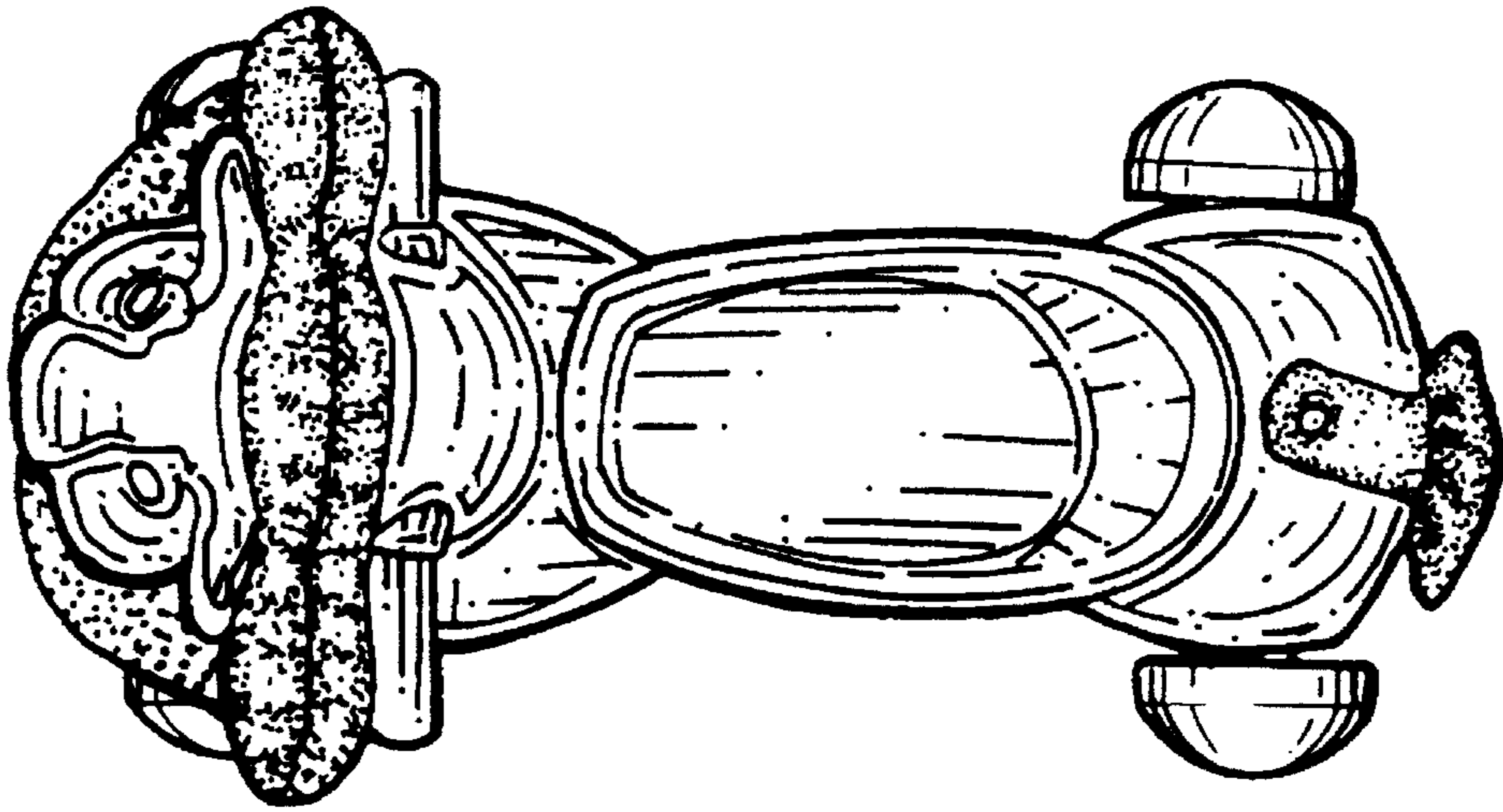


FIG. 5

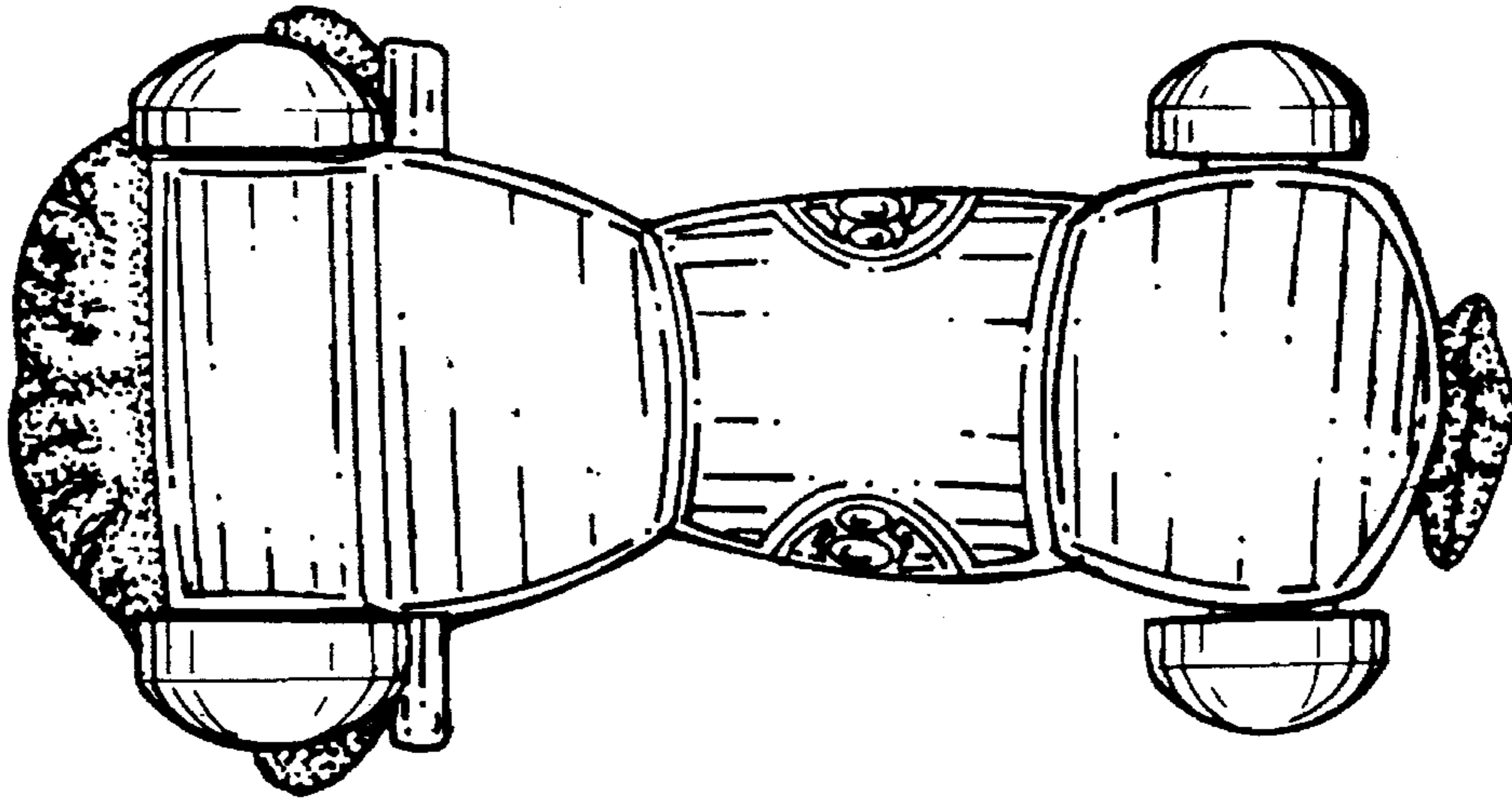


FIG. 6