



US00D371804S

United States Patent [19]

[11] Patent Number: **Des. 371,804**

Kotaki et al.

[45] Date of Patent: ****Jul. 16, 1996**

[54] **COMBINED INK TANK HOLDER AND PRINTING HEAD FOR PRINTER**

[75] Inventors: **Yasuo Kotaki**, Machida; **Yuji Hamasaki**, Sagamihara; **Hideo Saikawa**, Machida; **Toshihiko Ujita**, Yamato; **Minoru Nozawa**; **Hiroyuki Tokuda**, both of Yokohama; **Shosaku Kawashima**, Kawasaki; **Masanori Takenouchi**, Yokohama; **Teruo Arashima**, Kawasaki; **Masashi Miyagawa**, Yokohama, all of Japan

4,998,115	3/1991	Nevarez et al.	347/87
5,025,271	6/1991	Baker et al.	347/87
5,255,988	10/1993	Yamamoto	D18/56
5,328,279	7/1994	Suzuki et al.	D18/56
5,392,063	2/1995	Rhoads	347/86
5,408,256	4/1995	Keen et al.	347/87
5,467,117	11/1995	Evans et al.	347/87

[73] Assignee: **Canon Kabushiki Kaisha**, Tokyo, Japan

[**] Term: **14 Years**

[21] Appl. No.: **35,403**

[22] Filed: **Feb. 22, 1995**

[30] Foreign Application Priority Data

Aug. 23, 1994 [JP] Japan 6-25171

[52] U.S. Cl. **D18/56**; 347/87

[58] Field of Search 347/86, 87; D18/40, D18/56

[56] References Cited

U.S. PATENT DOCUMENTS

D. 338,911	8/1993	Ujita et al.	D18/56
D. 351,856	10/1994	Watanabe et al.	D18/56
D. 352,058	11/1994	Kubota et al.	D18/56
D. 356,110	3/1995	Tokuda et al.	D18/56
D. 363,507	10/1995	Kashino et al.	D18/56
4,992,802	2/1991	Dion et al.	

FOREIGN PATENT DOCUMENTS

419189	3/1991	European Pat. Off.	347/87
523635	1/1993	European Pat. Off.	347/87
583154	2/1994	European Pat. Off.	347/87
604127	6/1994	European Pat. Off.	34/86
639462	2/1995	European Pat. Off.	347/86
639461	2/1995	European Pat. Off.	347/86
3239062	10/1988	Japan	347/87
6115093	4/1994	Japan	347/87

Primary Examiner—Cathy Anne MacCormac
Attorney, Agent, or Firm—Fitzpatrick, Cella, Harper & Scinto

[57] CLAIM

The ornamental design for an combined ink tank holder and printing head for printer, as shown and described.

DESCRIPTION

FIG. 1 is a front elevational view of an combined ink tank holder and printing head for printer showing our new design; FIG. 2 is a rear elevational view thereof; FIG. 3 is a top plan view thereof; FIG. 4 is a bottom plan view thereof; FIG. 5 is a left side elevational view thereof; FIG. 6 is a right side elevational view thereof; and, FIG. 7 is a perspective view thereof.

1 Claim, 2 Drawing Sheets




FIG. 1

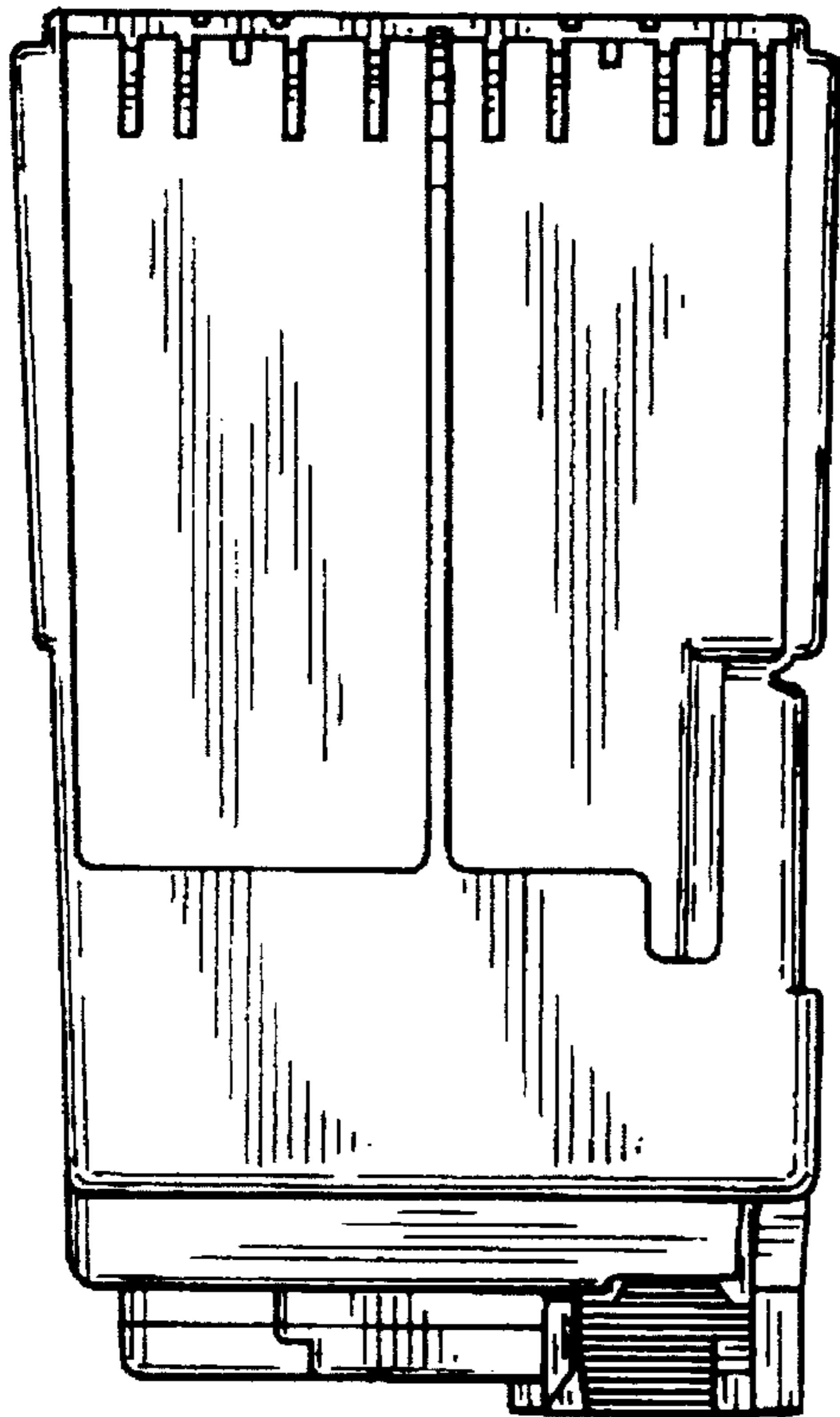


FIG. 2

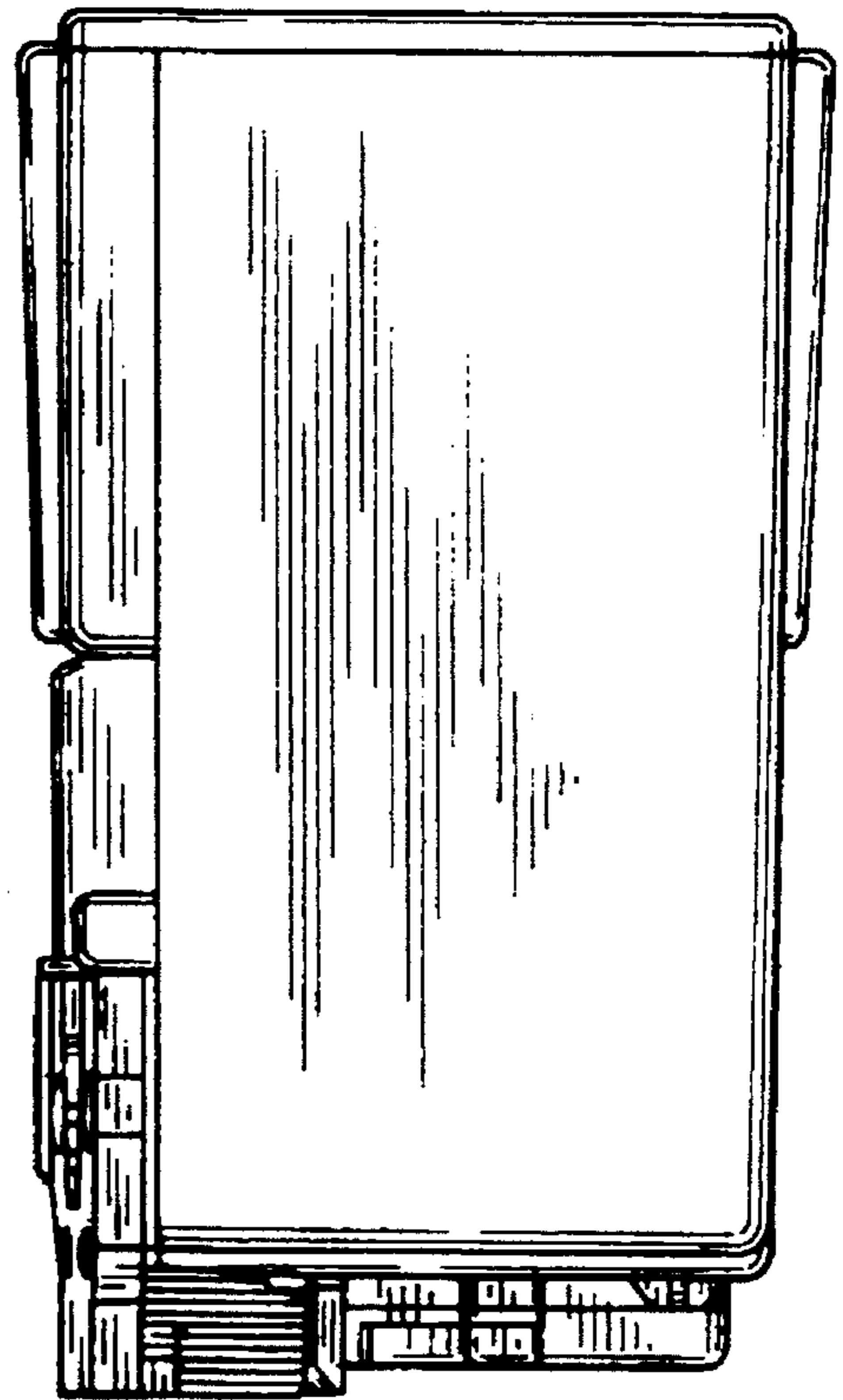


FIG. 3

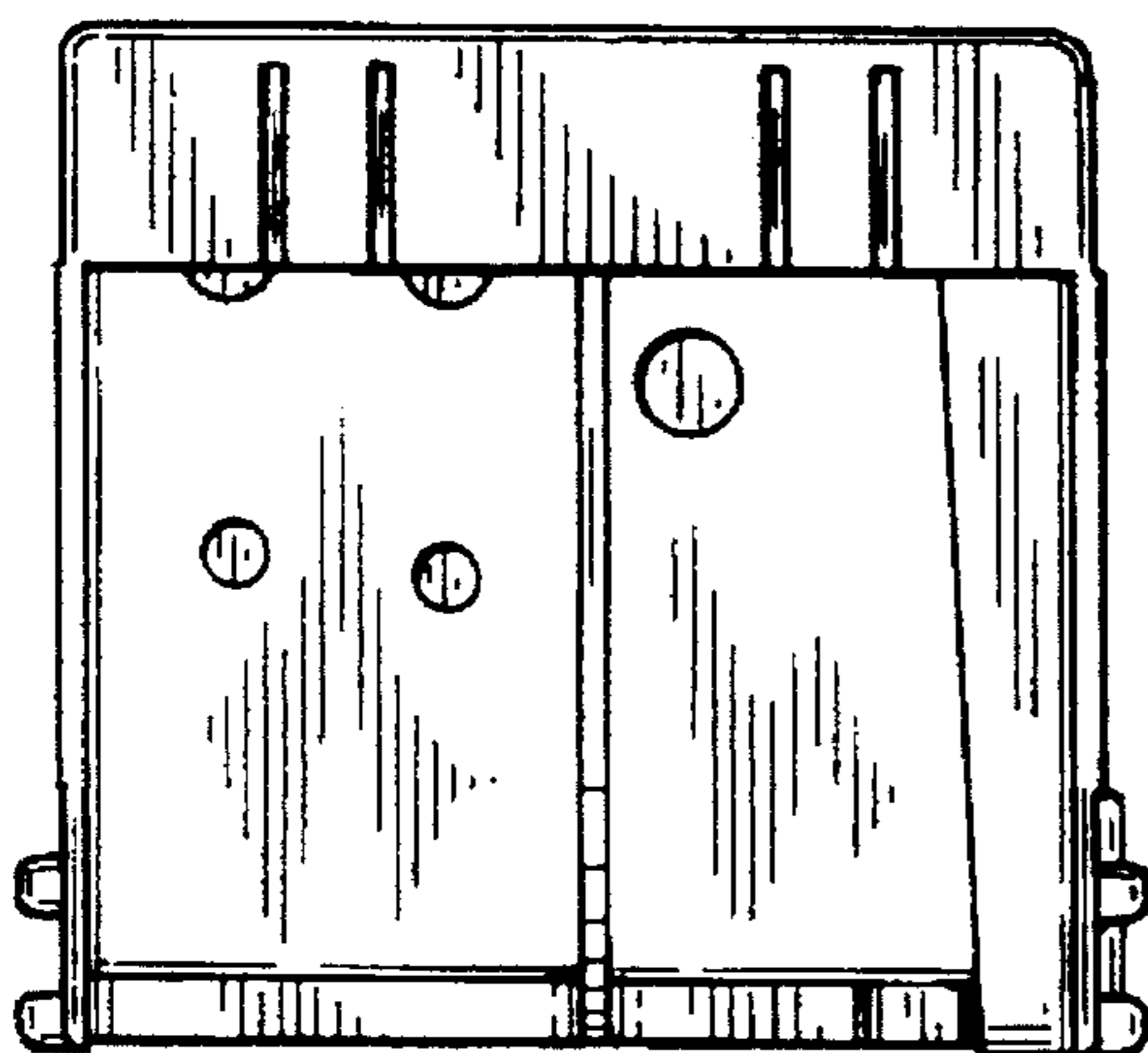


FIG. 4

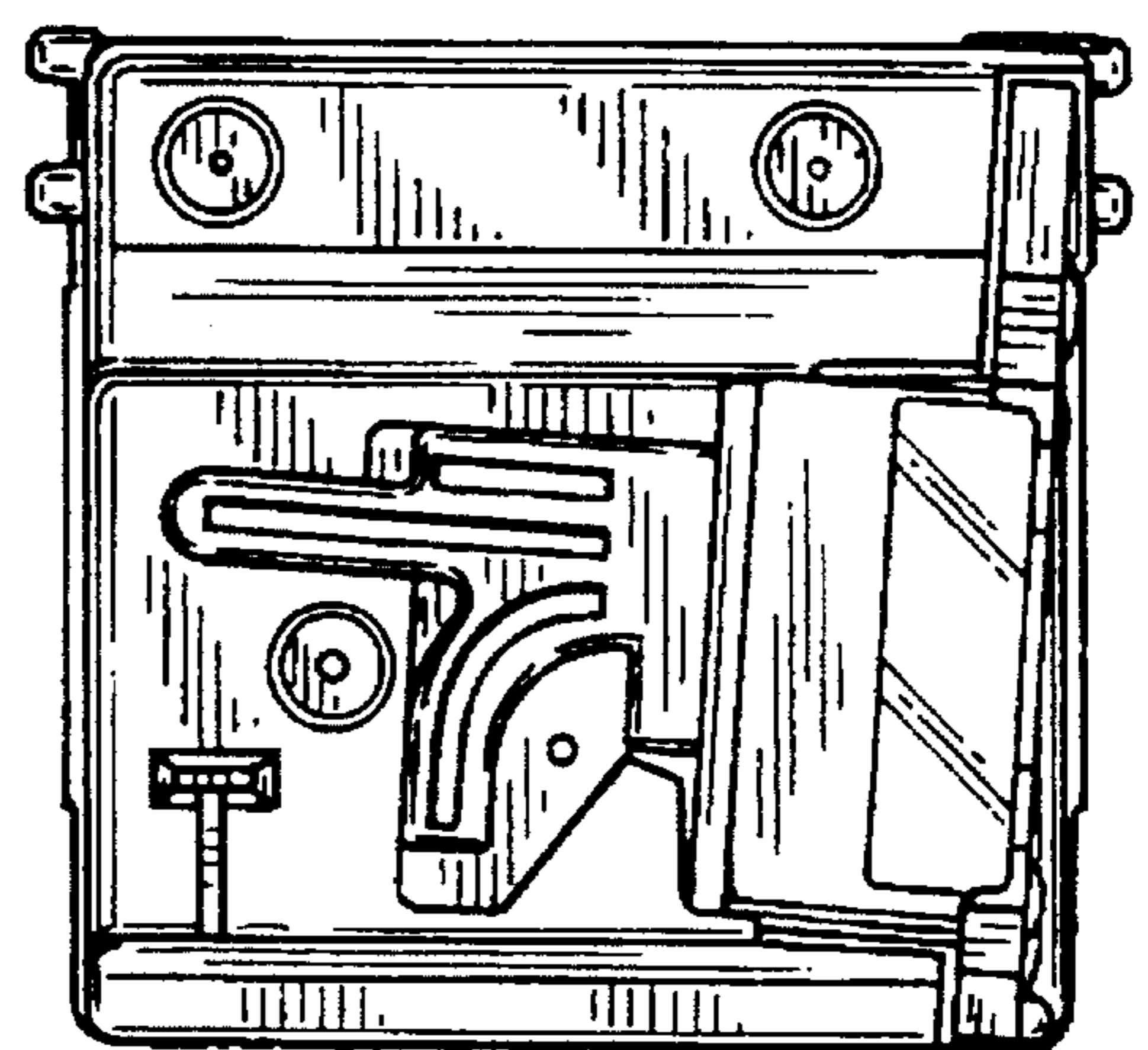


FIG. 5




FIG. 6





FIG. 7



UNITED STATES PATENT AND TRADEMARK OFFICE
CERTIFICATE OF CORRECTION

PATENT NO. : Des. 371,804
DATED : July 16, 1996
INVENTORS : YASUO KOTAKI, ET AL.

It is certified that error appears in the above-identified patent and that said Letters Patent is hereby corrected as shown below:

On the title page, item

[56] REFERENCES CITED

At FOREIGN PATENT DOCUMENTS

"3239062" should read --63-239062--
"6115093" should read --6-115093--.

Signed and Sealed this
Fourth Day of February, 1997



Attest:

BRUCE LEHMAN

Attesting Officer

Commissioner of Patents and Trademarks