



US00D371789S

United States Patent [19]

Weissberg et al.

[11] Patent Number: **Des. 371,789**

[45] Date of Patent: ****Jul. 16, 1996**

[54] **LOW PROFILE AMPLIFIER ENCLOSURE FOR A COMPUTER**

[75] Inventors: **Gary S. Weissberg**, Owings Mills, Md.; **Milton Halstead**, San Juan Capistrano, Calif.

[73] Assignee: **Micro Multimedia Labs Inc.**, Reisterstown, Md.

[**] Term: **14 Years**

[21] Appl. No.: **33,436**

[22] Filed: **Jan. 12, 1995**

[52] U.S. Cl. **D14/188**; D14/107

[58] Field of Search D14/107, 124, D14/137, 155-157, 163, 168, 171, 188, 197-198, 265, 299; 455/344, 347, 350-351

[56] **References Cited**

U.S. PATENT DOCUMENTS

D. 245,978 10/1977 Akazawa D14/162

D. 265,398	7/1982	Ohta et al.	D14/162
D. 295,178	4/1988	Pedinielli et al.	D14/107
D. 327,688	7/1992	Ito et al.	D14/188
D. 328,747	8/1992	Ito et al.	D14/188

Primary Examiner—Terry A. Wallace
Assistant Examiner—Nanda Bondade
Attorney, Agent, or Firm—Hughes, Hubbard & Reed

[57] **CLAIM**

The ornamental design for a low profile amplifier enclosure for a computer, as shown.

DESCRIPTION

FIG. 1 is a top perspective view of a low profile amplifier enclosure for a computer showing our new design; FIG. 2 is a front elevational view thereof; FIG. 3 is a left side elevation view thereof; FIG. 4 is a back elevation view thereof; FIG. 5 is a right side elevation view thereof; FIG. 6 is a top plan view thereof; and, FIG. 7 is a bottom plan view thereof.

1 Claim, 4 Drawing Sheets




FIG. 1

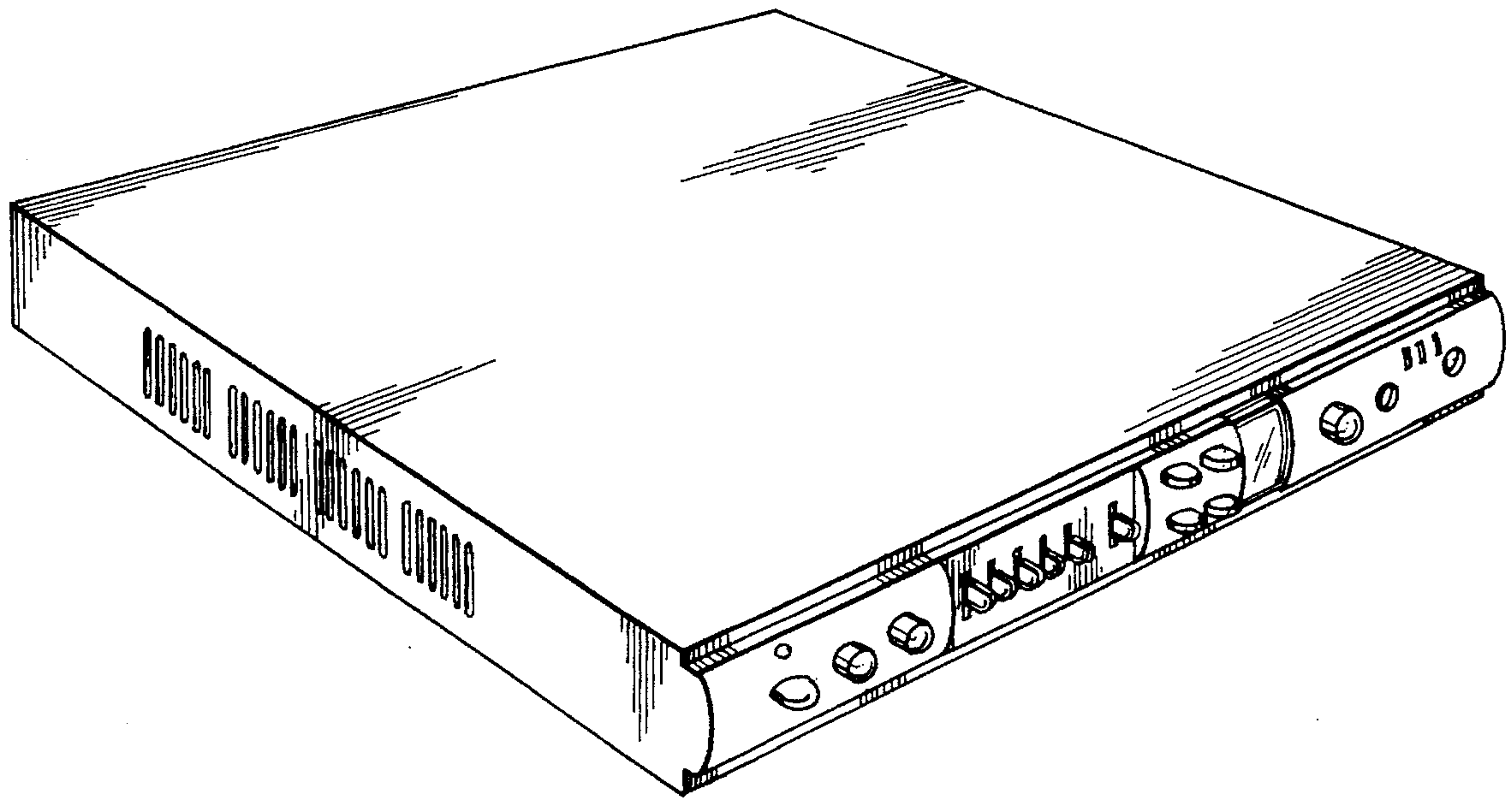


FIG. 2

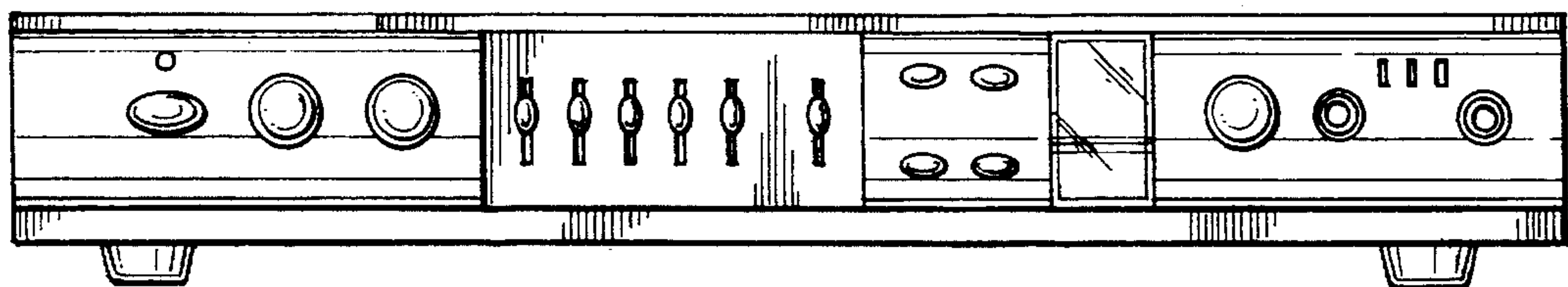


FIG. 3

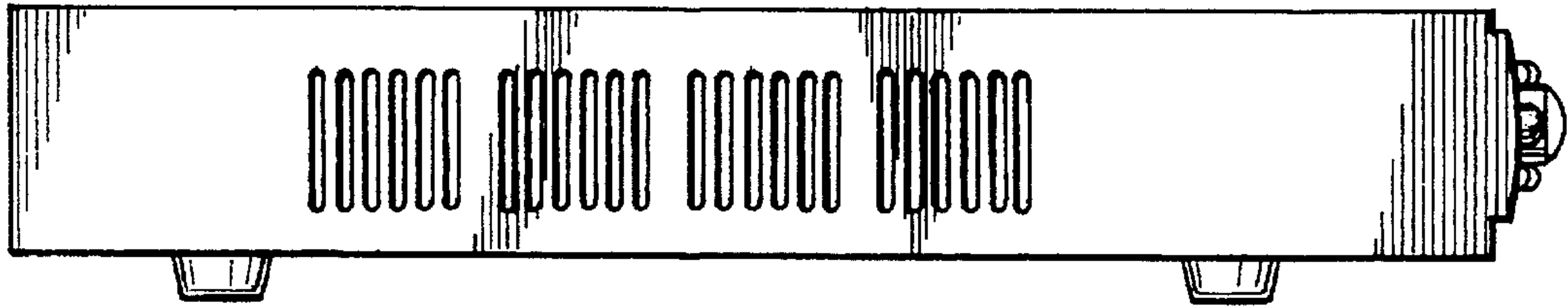


FIG. 4




FIG. 5

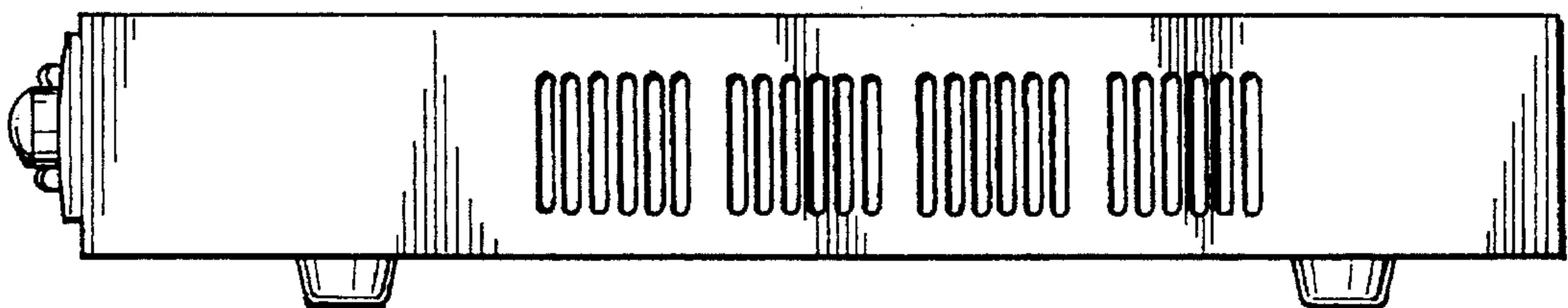


FIG. 6




FIG. 7

