



US00D371754S

**United States Patent** [19]  
**Dunham**

[11] **Patent Number: Des. 371,754**

[45] **Date of Patent: \*\*Jul. 16, 1996**

[54] **EARRING MOUNT FOR PIERCED OR CLIP EARRINGS**

5,044,176 9/1991 King ..... 63/12

*Primary Examiner—Ralf Seifert*

[76] Inventor: **Ann A. Dunham**, 2925 Carriage La.,  
137, Myrtle Beach, S.C. 29577

[57] **CLAIM**

[\*\*] Term: **14 Years**

The ornamental design for an earring mount for pierced or clip earrings, as shown and described.

[21] Appl. No.: **23,206**

**DESCRIPTION**

[22] Filed: **May 19, 1994**

[52] U.S. Cl. .... **D11/41**

[58] Field of Search ..... D11/1, 2, 40-78,  
D11/86-89; 63/1.1, 2, 12, 13, 14.1-14.8;  
24/705, 453, 458

FIG. 1 is a left side view of the earring according to my new design;

FIG. 2 is a front view of the earring according to my new design;

FIG. 3 is a back view of the earring according to my new design;

FIG. 4 is a bottom view of the earring according to my new design;

FIG. 5 is a top view of the earring according to my new design; and,

FIG. 6 is a perspective view of the earring according to my new design.

[56] **References Cited**

**U.S. PATENT DOCUMENTS**

D. 153,681	5/1949	Haegert	.....	D11/88
D. 292,687	11/1987	Pesonen	.....	D11/88
D. 348,854	7/1994	Salsgiver	.....	D11/86
D. 359,706	6/1995	DeAngelis	.....	D11/41
2,947,054	8/1960	Adams	.....	D11/42

**1 Claim, 1 Drawing Sheet**

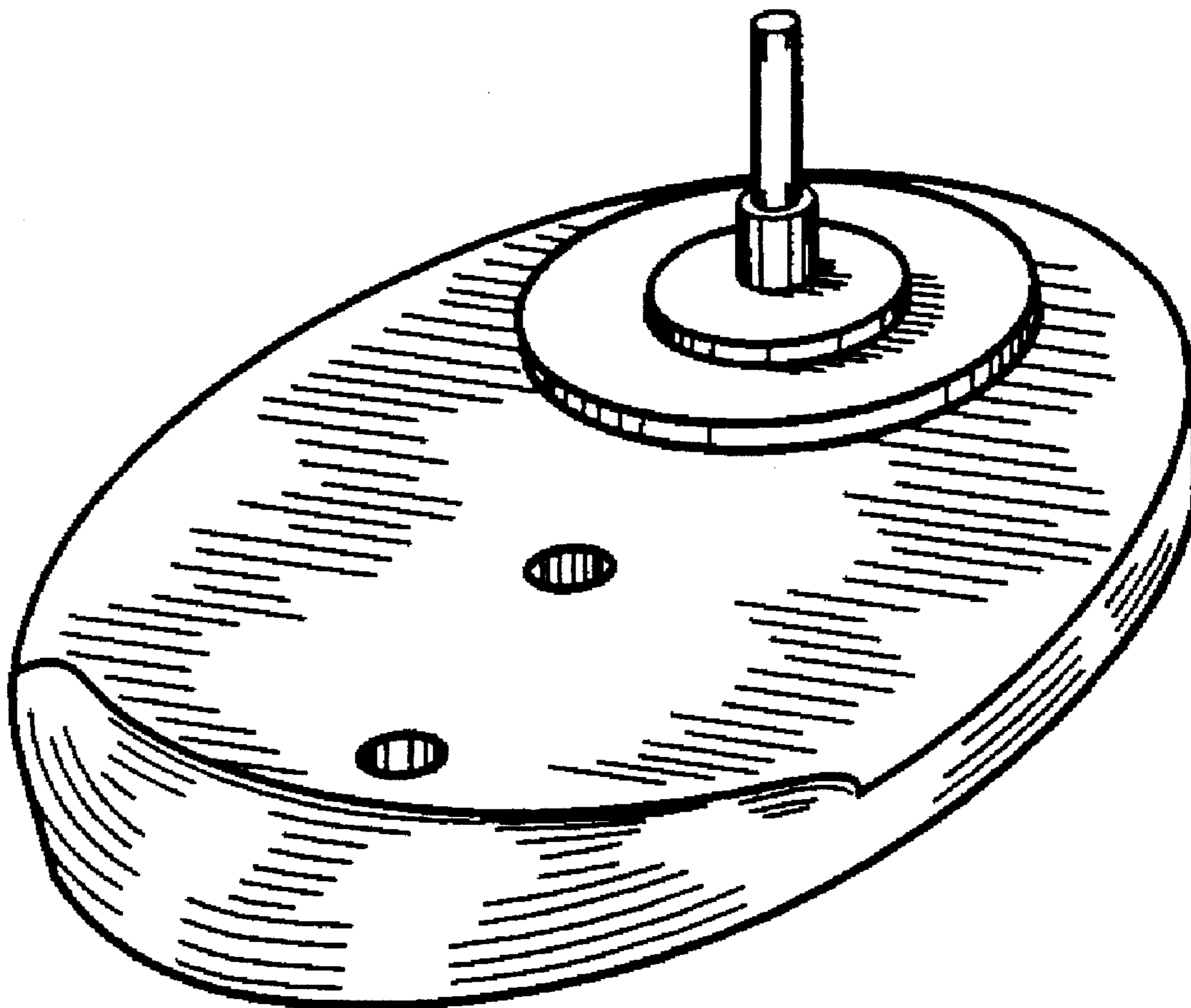




FIG. 1

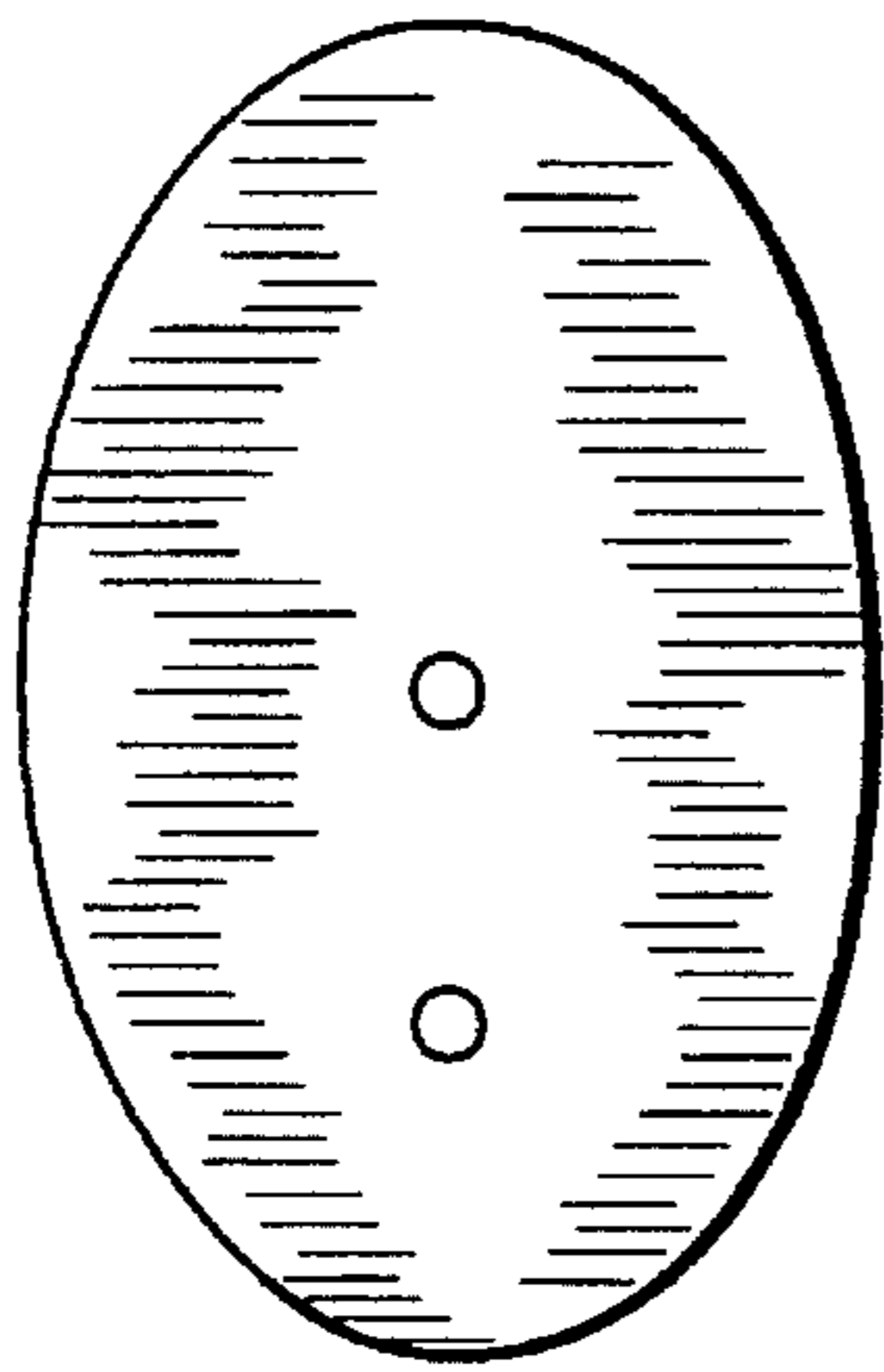


FIG. 2

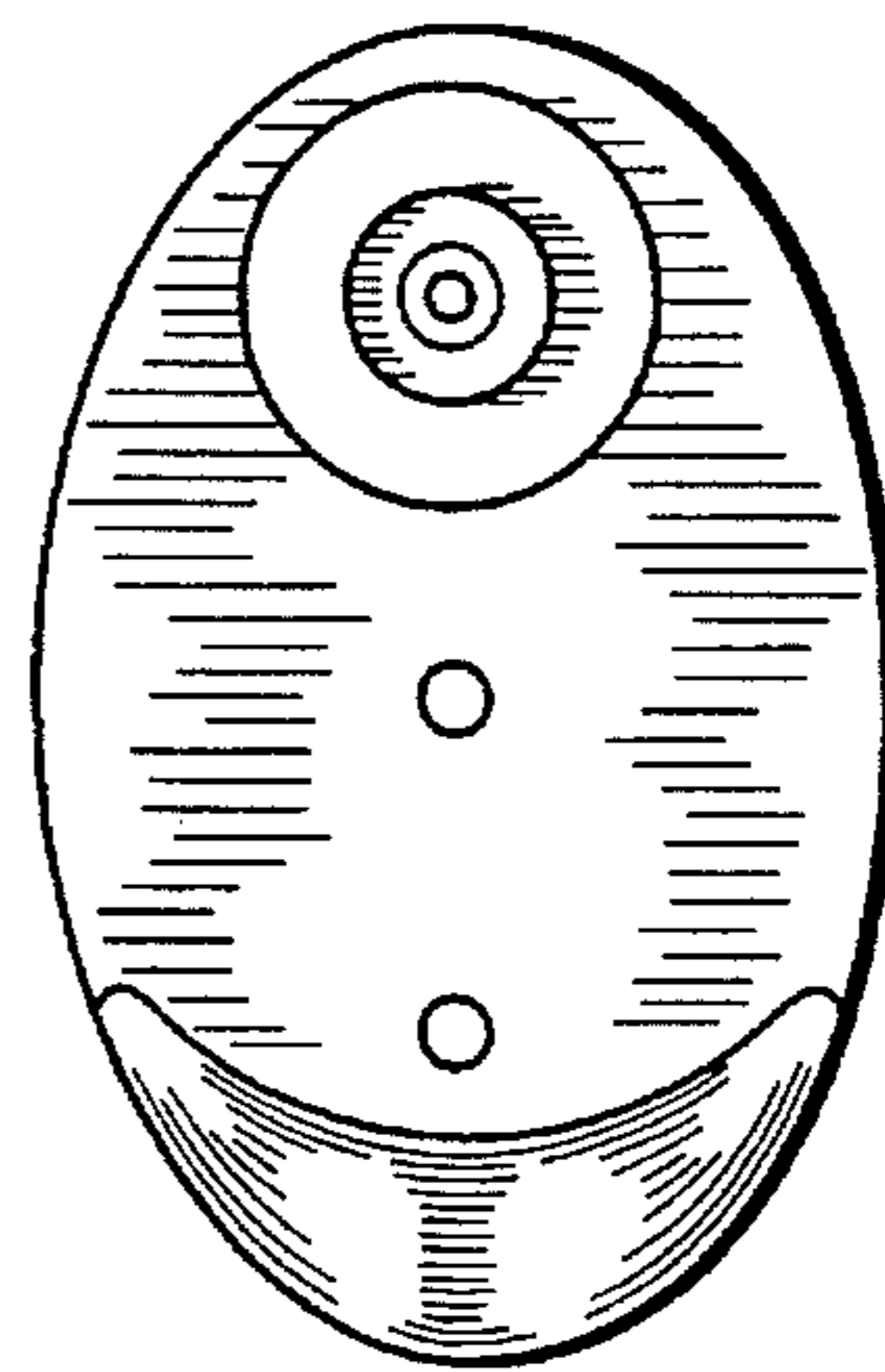


FIG. 3




FIG. 4




FIG. 5

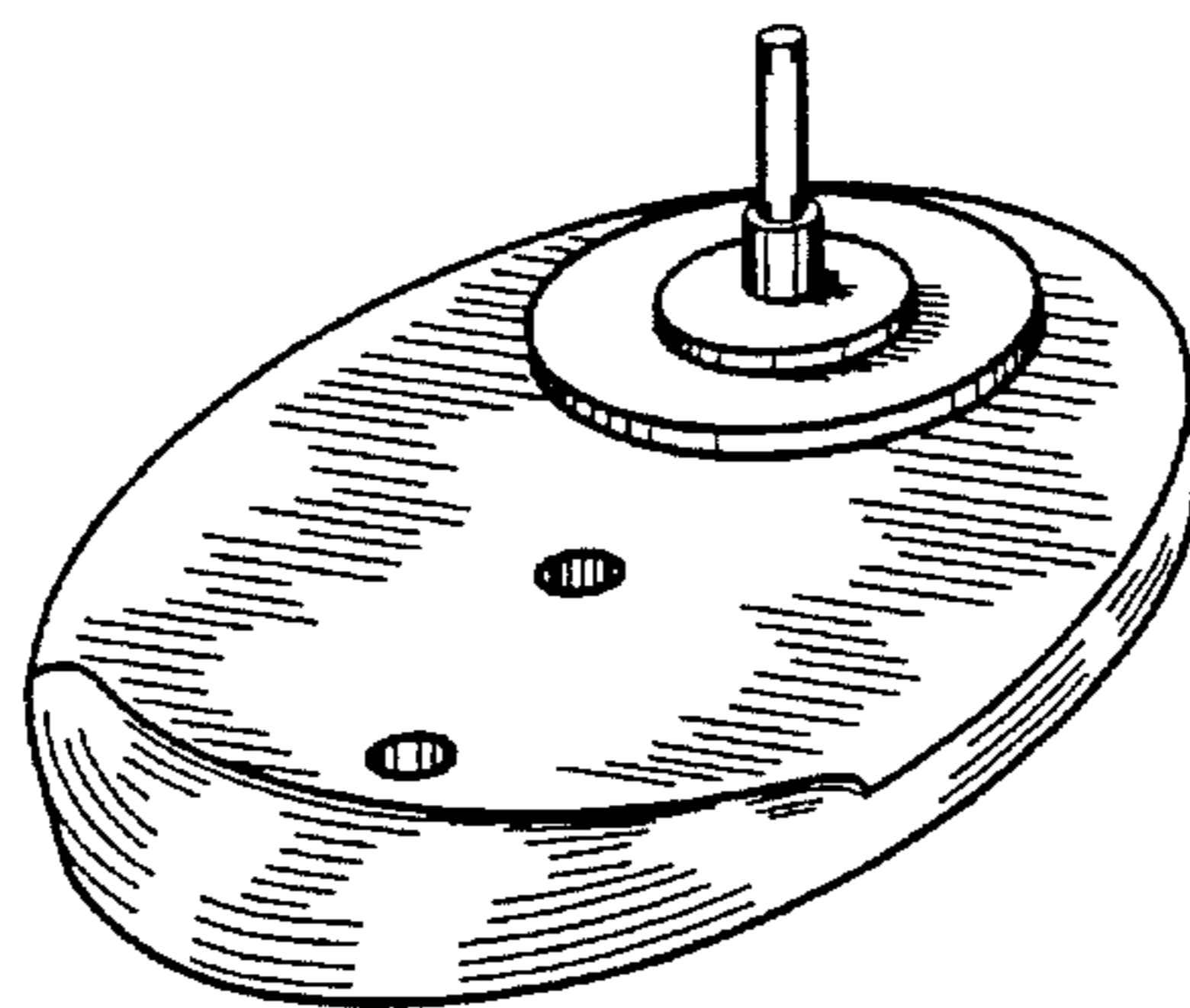


FIG. 6